

Search for New Physics in the B_s Sector at the Tevatron

Thomas Kuhr

on behalf of the CDF and D0 Collaborations

Institut für Experimentelle Kernphysik - KIT
Wolfgang-Gaede-Str. 1, 76131 Karlsruhe - Germany

While B^0 and B^+ mesons are well studied at B-factories, large samples of B_s^0 mesons are only available at the Tevatron so far. Since the B_s^0 meson consists of quarks of the second and third generation it provides a complementary probe for searches for new physics effects. Results of the CDF and D0 experiments on the decays $B_s^0 \rightarrow \mu^+\mu^-$ and $B_s^0 \rightarrow \mu^+\mu^-\phi$ as well as on CP violation in B_s^0 mixing and in interference between mixing and decay are presented.

1 Introduction

At the Tevatron B_s^0 mesons are copiously produced in $p\bar{p}$ collisions at a center of mass energy of $\sqrt{s} = 1.96$ TeV. Having recorded datasets corresponding to an integrated luminosity of more than 5 fb^{-1} , the two Tevatron experiments CDF and D0 are able to perform detailed studies of B_s^0 mesons. Essential for these analyses are triggers that efficiently select events with B_s^0 mesons. They are identified by decays to J/ψ mesons with $J/\psi \rightarrow \mu^+\mu^-$, semileptonic decays to muons (D0), or hadronic decays with a displaced decay vertex (CDF).

The B_s^0 mesons are a promising place to search for physics beyond the Standard Model (SM) because several flavor changing neutral current (FCNC) processes can be measured in the B_s^0 system. As there are no FCNC processes at tree level in the SM, new physics contributions may be sizable. Two rare FCNC decay modes of the B_s^0 that are analyzed at the Tevatron are $B_s^0 \rightarrow \mu^+\mu^-$ and $B_s^0 \rightarrow \mu^+\mu^-\phi$.

Another interesting FCNC process is the oscillation of B_s^0 mesons. It is described by a Schrödinger equation

$$i \frac{d}{dt} \begin{pmatrix} |B_s^0(t)\rangle \\ |\bar{B}_s^0(t)\rangle \end{pmatrix} = \mathbf{M} - \frac{i}{2} \mathbf{\Gamma} \begin{pmatrix} |B_s^0(t)\rangle \\ |\bar{B}_s^0(t)\rangle \end{pmatrix}$$

where \mathbf{M} and $\mathbf{\Gamma}$ are 2×2 hermitian matrices. The solution are two eigenstates with defined masses, m_H and m_L , and decay widths, Γ_H and Γ_L , respectively. While the measured oscillation frequency, $\Delta m = m_H - m_L$, agrees well with the (less precise) SM prediction, there may still be sizable new physics contributions to the phase $\phi = \arg(-M_{12}/\Gamma_{12})$. This would result in a violation of the CP symmetry in the B_s^0 system, that is expected to be conserved to very good approximation in the SM.

2 $B_s^0 \rightarrow \mu^+\mu^-$

In the SM the FCNC process $B_s^0 \rightarrow \mu^+\mu^-$ is predicted to have a branching ratio of $\mathcal{B}(B_s^0 \rightarrow \mu^+\mu^-) = (3.35 \pm 0.32) \times 10^{-9}$ [2]. A significant enhancement of the branching ratio is expected in several new physics models. For example in the minimal super-symmetric standard model the B_s^0 branching ratio is proportional to $\tan^6 \beta$ where $\tan \beta$ is the ratio between the vacuum expectation values of the two neutral Higgs fields. In R -parity violating super-symmetric models an enhancement is possible even at low values of $\tan \beta$.

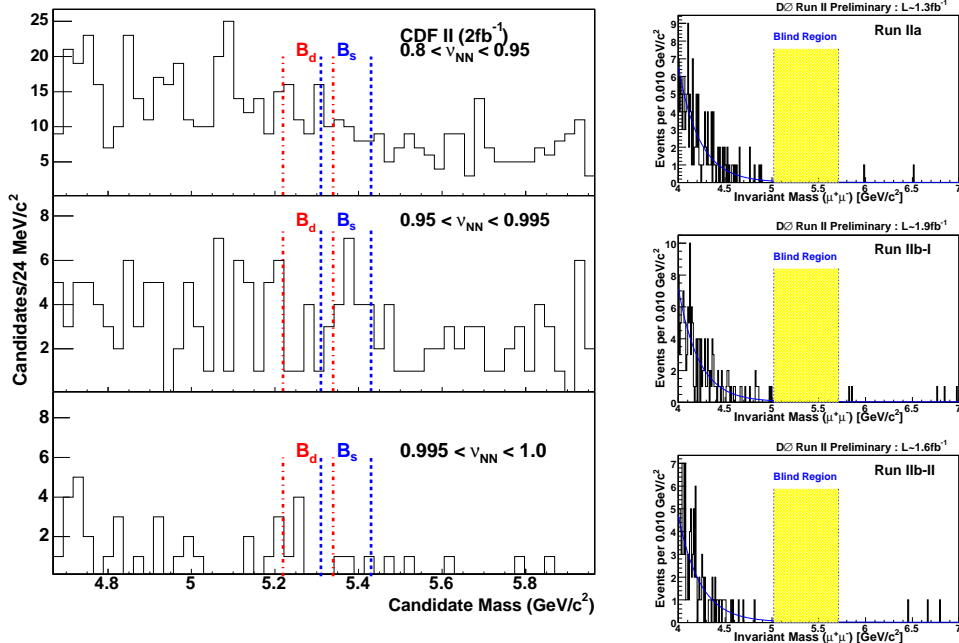


Figure 1: Invariant mass spectrum of $B_s^0 \rightarrow \mu^+ \mu^-$ candidates measured by CDF in three bins of neural network output (left) and by D0 in three run ranges (right).

Both Tevatron experiments optimize the selection of $B_s^0 \rightarrow \mu^+ \mu^-$ candidates using simulated signal events and background events from mass sidebands. While D0 combines the discriminant variables in a boosted decision tree, CDF uses a neural network (NN). The combinatorial background is estimated by a fit to the mass sidebands. The contribution from decays of B mesons to two light hadrons, which could peak in the signal mass region, was estimated to be an order of magnitude lower than the combinatorial background. To obtain an absolute branching ratio the number of signal events is normalized to the high-statistics $B^+ \rightarrow J/\psi K^+$ mode. For the limit calculation CDF splits the data sample in three bins in NN output and five bins in mass which improves the sensitivity by 15% compared to using just one bin. The D0 analysis is performed on three separate data samples corresponding to three different detector configurations. CDF does not see a significant excess (Fig. 1 left) in a data sample of 2 fb^{-1} and sets a 90% confidence level (CL) limit at $\mathcal{B}(B_s^0 \rightarrow \mu^+ \mu^-) < 4.7 \times 10^{-8}$ [3]. D0 has not yet unblinded the signal region (Fig. 1 right) and quotes an expected upper limit at 90% CL of 4.3×10^{-8} for a data sample of 5 fb^{-1} [4].

3 $B_s^0 \rightarrow \mu^+ \mu^- \phi$

Current measurements of the FCNC quark level process $b \rightarrow s \gamma$ in B^0 and B^+ decays already provide stringent constraints on new physics models. At the Tevatron this process can be analyzed in B_s^0 decays if the photon is virtual and decays to $\mu^+ \mu^-$. At hadron level the decay $B_s^0 \rightarrow \mu^+ \mu^- \phi$ is reconstructed. In the SM it is predicted to have a branching ratio of the order $\mathcal{B}(B_s^0 \rightarrow \mu^+ \mu^- \phi) = 1.6 \times 10^{-6}$ [5].

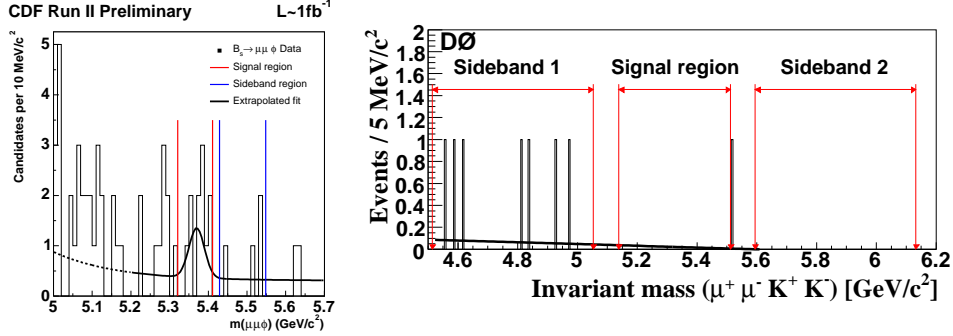


Figure 2: Invariant mass spectrum of $B_s^0 \rightarrow \mu^+ \mu^- \phi$ candidates measured by CDF (left) and D0 (right).

Decays to $J/\psi \phi$ and $\psi(2S) \phi$ are excluded from the measurement. However, the former one is used as a normalization channel. In a data sample of 0.92 fb^{-1} CDF sees an excess with a significance of 2.4 standard deviations (Fig. 2 left). Assuming this excess comes from $B_s^0 \rightarrow \mu^+ \mu^- \phi$ decays, a branching ratio of $\mathcal{B}(B_s^0 \rightarrow \mu^+ \mu^- \phi) = (1.70 \pm 0.82(\text{stat.}) \pm 0.64(\text{syst.})) \times 10^{-6}$ is measured, well consistent with the SM expectation. Since the signal is not significant CDF quotes a 95% CL limit on the relative branching ratio of $\mathcal{B}(B_s^0 \rightarrow \mu^+ \mu^- \phi)/\mathcal{B}(B_s^0 \rightarrow J/\psi \phi) < 2.6 \times 10^{-3}$, corresponding to a limit on the absolute branching ratio of $\mathcal{B}(B_s^0 \rightarrow \mu^+ \mu^- \phi) < 6.0 \times 10^{-6}$ [6]. D0 observes no events in the signal region in a data sample of 0.45 fb^{-1} (Fig. 2 right). The derived 95% CL upper limits are $\mathcal{B}(B_s^0 \rightarrow \mu^+ \mu^- \phi)/\mathcal{B}(B_s^0 \rightarrow J/\psi \phi) < 4.4 \times 10^{-3}$ and $\mathcal{B}(B_s^0 \rightarrow \mu^+ \mu^- \phi) < 4.1 \times 10^{-6}$ [7].

4 CP violation in B_s^0 mixing

CP violation in mixing can be observed by measuring decay rates to flavor specific final states, f and \bar{f} , that do not exhibit direct CP violation. The asymmetry $a_{SL}^s = [\Gamma(\bar{B}_s^0 \rightarrow f) - \Gamma(B_s^0 \rightarrow \bar{f})]/[\Gamma(\bar{B}_s^0 \rightarrow f) + \Gamma(B_s^0 \rightarrow \bar{f})] = (\Delta\Gamma/\Delta m) \tan \phi$ with $\Delta\Gamma = \Gamma_L - \Gamma_H$ is expected to be $(2.06 \pm 0.57) \times 10^{-5}$ in the SM [8]. Since it is often measured in semileptonic decays it is called semileptonic CP asymmetry.

D0 measures the asymmetry in $B_s^0 \rightarrow \mu^+ D_s^- X$ decays where the D_s^- is reconstructed in the decays $D_s^- \rightarrow \phi \pi^-$, $\phi \rightarrow K^+ K^-$ (Fig. 3 left) and $D_s^- \rightarrow K^{*0} K^-$, $K^{*0} \rightarrow K^+ \pi^-$. The time evolution of B_s^0 and \bar{B}_s^0 mesons is fitted in an unbinned maximum likelihood fit where information about the production flavor is determined from decay products of the second b hadron produced in the collision (opposite side flavor tagging). As the final state is not reconstructed exclusively, the missing momentum is corrected for using simulation. In a data sample of 5 fb^{-1} D0 measures an asymmetry of $a_{SL}^s = (-1.7 \pm 9.1(\text{stat.})_{-2.3}^{+1.2}(\text{syst.})) \times 10^{-3}$ [9]. This value agrees well with the SM prediction and previous measurements [10, 11] as can be seen in Fig. 3 right.

5 CP violation in $B_s^0 \rightarrow J/\psi \phi$

CP violation in the interference of decays with and without mixing can be observed in decays to final states that are accessible to B_s^0 and \bar{B}_s^0 . For the decay to $J/\psi \phi$ the phase β_s between

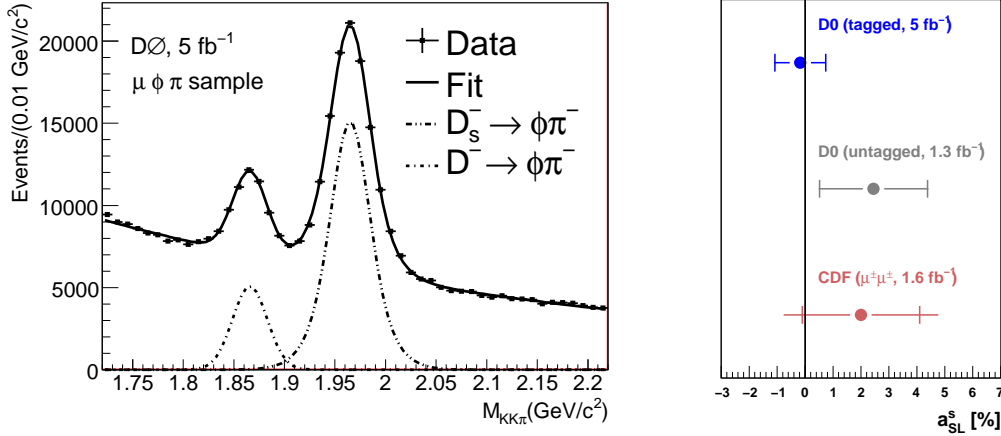


Figure 3: Invariant mass spectrum of $D_s^- \rightarrow \phi\pi^-$ candidates measured by D0 (left) and comparison of a_{SL} measurements [9, 10, 11] (right).

both processes is in the SM given by $\beta_s = \arg(-V_{tb}V_{ts}^*/V_{cb}V_{cs}^*) \approx 0.02$ [8]. Contributions from new physics could enlarge it in the same way as the phase ϕ .

As J/ψ and ϕ are vector mesons the decay of the pseudoscalar B_s^0 can proceed via angular momentum $L = 0, 1$ or 2 , resulting in a CP parity of $(-1)^L$. An angular analysis allows to identify the CP eigenstates. Information about CP violation can be extracted from a comparison to the mass eigenstates identified by their defined lifetime. Thus the mixture of final CP eigenstates is advantageous if $\Delta\Gamma$ is significantly different from zero.

Further sensitivity is achieved by identifying the production flavor (flavor tagging). It allows to measure the asymmetry $A_{CP}(t) = [\Gamma(\bar{B}_s^0 \rightarrow f) - \Gamma(B_s^0 \rightarrow f)] / [\Gamma(\bar{B}_s^0 \rightarrow f) + \Gamma(B_s^0 \rightarrow f)] = \pm \sin(2\beta_s) \sin(\Delta m t)$ where the sign depends on the CP parity of the final state. As can be seen from the equation this approach requires to resolve the fast B_s^0 oscillations.

Both Tevatron experiments analyze a data sample of 2.8 fb^{-1} each. CDF selects about 3200 $B_s^0 \rightarrow J/\psi\phi$ signal events and measures the 68% and 95% CL region in the β_s - $\Delta\Gamma$ plane shown in Fig. 4 left [12]. Because of unknown strong phases the result exhibits a symmetry with respect to $\beta_s = \pi/4$ and $\Delta\Gamma = 0$. The one-dimensional confidence region for β_s is $[0.28, 1.29]$ at 68% CL. D0 selects approximately 2000 signal events and obtains the confidence regions shown in Fig. 4 right [13]. From the fit the value $\phi_s = -2\beta_s = 0.57^{+0.24}_{-0.30}(\text{stat.})^{+0.07}_{-0.02}(\text{syst.})$ is determined. In this result the strong phases are constrained to values measured in $B^0 \rightarrow J/\psi K^*$ decays, which removes the ambiguity. In Ref. [14] D0 recently presented an updated preliminary result without constraints on strong phases.

As can be seen in Fig. 4 both results are consistent with each other. The consistency with the SM, measured by the p -value, is 7% (1.8σ) for CDF and 8.5% (1.7σ) for D0. The green band in Fig. 4 is given by $\Delta\Gamma = 2|\Gamma_{12}| \cos\phi$ and shows the region accessible by new physics models that have the same value of Γ_{12} , which is dominated by tree level processes, as predicted in the SM.

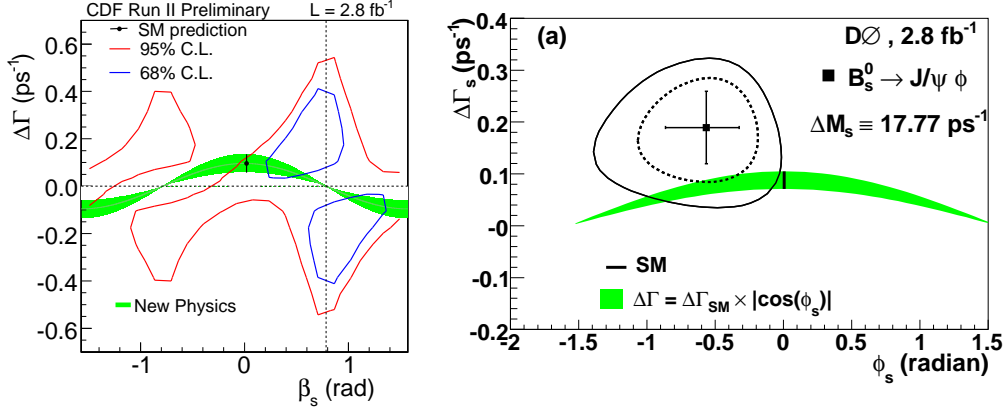


Figure 4: 68% and 95% CL regions in the β_s - $\Delta\Gamma$ plane measured by CDF (left) and 68% and 90% CL regions in the ϕ_s - $\Delta\Gamma$ plane measured by D0 (right) where $\phi_s = -2\beta_s$. The cross shows the ϕ_s and $\Delta\Gamma$ values measured by D0.

6 Conclusions and outlook

No evidence for physics beyond the SM was found so far in the B_s^0 system. The limits on $\mathcal{B}(B_s^0 \rightarrow \mu^+\mu^-)$ place stringent constraints on new physics models and a further reduction of their parameter space can be expected from updated measurements. First evidence or even observation of $B_s^0 \rightarrow \mu^+\mu^-\phi$ seems within reach of the Tevatron. While the a_{SL}^s measurements agree with the SM within uncertainties, some deviation from the SM is observed in decays to $J/\psi\phi$. More data is available and will be taken, which gives the Tevatron a realistic chance to observe new physics if CP violation in the B_s^0 system is large.

References

- [1] Slides: <http://indico.cern.ch/contributionDisplay.py?contribId=80&sessionId=2&confId=53294>.
- [2] M. Blanke, A. J. Buras, D. Guadagnoli and C. Tarantino, JHEP **0610**, 003 (2006).
- [3] T. Aaltonen *et al.* [CDF Collaboration], Phys. Rev. Lett. **100**, 101802 (2008).
- [4] D0 Collaboration, D0 conference note 5906, <http://www-d0.fnal.gov/Run2Physics/WWW/results/prelim/B/B56/B56.pdf>
- [5] C. Q. Geng and C. C. Liu, J. Phys. G **29**, 1103 (2003).
- [6] T. Aaltonen *et al.* [CDF Collaboration], Phys. Rev. D **79**, 011104 (2009).
- [7] V. M. Abazov *et al.* [D0 Collaboration], Phys. Rev. D **74**, 031107 (2006).
- [8] A. Lenz and U. Nierste, JHEP **0706**, 072 (2007).
- [9] V. Abazov *et al.* [D0 Collaboration], arXiv:0904.3907 [hep-ex].
- [10] V. M. Abazov *et al.* [D0 Collaboration], Phys. Rev. Lett. **98**, 151801 (2007).
- [11] CDF Collaboration, CDF public note 9015, <http://www-cdf.fnal.gov/physics/new/bottom/070816.blessed-acp-bsemil/public-acp-bsemil.ps>.
- [12] CDF Collaboration, CDF public note 9458, http://www-cdf.fnal.gov/physics/new/bottom/080724.blessed-tagged_BsJpsiPhi_update_prelim/public_note.pdf.
- [13] V. M. Abazov *et al.* [D0 Collaboration], Phys. Rev. Lett. **101**, 241801 (2008).
- [14] D0 Collaboration, D0 conference note 5933, <http://www-d0.fnal.gov/Run2Physics/WWW/results/prelim/B/B58/B58.pdf>.