

# Resonance Searches at HERA

Uri Karshon<sup>1</sup>

<sup>1</sup>Weizmann Institute of Science, Rehovot, Israel  
On behalf of the H1 and ZEUS Collaborations

DOI: will be assigned

Inclusive production of  $K_S^0 K_S^0$  in ep collisions was studied with the ZEUS detector. Significant production of  $J^{PC} = 2^{++}$  tensor mesons and of the  $0^{++}$  glueball candidate  $f_0(1710)$  was seen. Masses and widths were compared with previous experiments. The H1 Collaboration saw a charm pentaquark candidate in the  $D^* p$  spectrum at 3.1 GeV, which was not confirmed by a ZEUS higher statistics search. With the full HERA statistics, H1 did not see a signal in this region. Masses, widths and helicity parameters of excited charm and charm-strange mesons were measured by ZEUS. Rates of  $c$  quarks hadronising into these mesons were determined and a search for a radially excited charm meson was performed.

## 1 Introduction

The HERA  $ep$  collider operated with electrons or positrons at 27.6 GeV and protons at 820 or 920 GeV. Each of the two general purpose experiments H1 and ZEUS collected during 1995 - 2000 (“HERA I”)  $\approx 120 \text{ pb}^{-1}$  and during 2003 - 2007 (“HERA II”)  $\approx 370 \text{ pb}^{-1}$ . Two kinematic regions have been explored: Deep inelastic scattering (DIS) with photon virtuality  $Q^2 > 1 \text{ GeV}^2$ , where the scattered electron is visible in the main detector and photoproduction (PHP) with  $< Q^2 > \approx 3 \cdot 10^{-4} \text{ GeV}^2$ , where the virtual photon radiated from the incoming electron is quasi-real. The sample is dominated by PHP events.

## 2 Glueball search in the $K_S^0 K_S^0$ system

Glueballs are predicted by QCD. The lightest glueball is expected to have  $J^{PC} = 0^{++}$  and a mass in the range 1550-1750 MeV [1] and can mix with  $q\bar{q}$  scalar meson nonet I=0 states of similar mass. There are four such established states:  $f_0(980)$ ,  $f_0(1370)$ ,  $f_0(1500)$  and  $f_0(1710)$ , but only two can fit into the nonet. The  $f_0(1710)$  state is considered as a possible glueball candidate. The  $K_S^0 K_S^0$  system can couple to  $J^{PC} = 0^{++}$  and  $2^{++}$ . Therefore, it is a good place to search for the lowest lying  $0^{++}$  glueball.

### 2.1 Previous results

The  $e^+e^-$  experiments TASSO and L3 studied the exclusive reaction  $\gamma\gamma \rightarrow K_S^0 K_S^0$ . L3 [2] saw 3 peaks and attributed them to  $f_2(1270)/a_2(1320)$ ,  $f_2'(1525)$  and  $f_0(1710)$ . A maximum likelihood fit with 3 Breit-Wigner (BW) functions plus background yielded  $f_2'(1525)$  mass and width values consistent with the Particle Data Group (PDG) [1] and a 4 standard deviation

(s.d.) signal for  $f_0(1710)$  with mass and width values above PDG. The TASSO [3]  $K_S^0 K_S^0$  spectra had no  $f_2(1270)/a_2(1320)$  signal and a sizable  $f_2'(1525)$  enhancement. The result was interpreted by interference effects between the 3  $J^P = 2^+$  resonances  $f_2(1270)$ ,  $a_2(1320)$  and  $f_2'(1525)$  and the spectra was fitted as a sum of 3 coherent BW functions. Based on SU(3) symmetry arguments [4], the sign of the  $a_2(1320)$  term for  $K_S^0 K_S^0$  is negative and the coefficients of the  $f_2(1270)$ ,  $a_2(1320)$  and  $f_2'(1525)$  BW amplitudes are +5, -3 and +2, respectively.

## 2.2 This analysis

The reaction  $e^\pm p \rightarrow K_S^0 K_S^0 + X$  was studied [5] with the full HERA luminosity of  $0.5 \text{ fb}^{-1}$ . Both PHP and DIS events were included. No explicit trigger requirement was applied for selecting the above reaction.

$K_S^0$  mesons were identified via their decay mode  $K_S^0 \rightarrow \pi^+ \pi^-$ . A clean  $K_S^0$  signal was seen for events with  $\geq 2K_S^0$  candidates. The number of  $K_S^0 K_S^0$  pairs found in the  $K_S^0$  mass range  $481 < M(\pi^+ \pi^-) < 515 \text{ MeV}$  is  $\approx 672,000$ .

Figure 1 shows the  $K_S^0 K_S^0$  mass distribution reconstructed by combining two  $K_S^0$  candidates selected in the above mass window. Three peaks are seen around 1.3, 1.5 and 1.7 GeV. No state heavier than 1.7 GeV was observed. The invariant-mass spectrum,  $m$ , was fitted as a sum of relativistic Breit-Wigner (RBW) resonances and a smoothly varying background  $U(m) = m^A \exp(-Bm)$ , where A and B are free parameters.

Two types of fit, as performed for the reaction  $\gamma\gamma \rightarrow K_S^0 K_S^0$  by L3 [2] and TASSO [3], respectively, were tried. The first fit (not shown) is an incoherent sum of three modified RBW resonances,  $R$ , of the form  $F(m) = C_R \frac{M_R \Gamma_R}{(M_R^2 - m^2)^2 + M_R^2 \Gamma_R^2}$ , representing the peaks  $f_2(1270)/a_2(1320)$ ,  $f_2'(1525)$  and  $f_0(1710)$ . Here  $C_R$  is the resonance amplitude and  $M_R$  and  $\Gamma_R$  are the resonance mass and width, respectively. The goodness of this fit is reasonable ( $\chi^2/ndf = 96/95$ ); however, the dip between the  $f_2(1270)/a_2(1320)$  and  $f_2'(1525)$  is not well reproduced.

Figure 1 shows a coherent fit motivated by SU(3) predictions[4]. Each resonance amplitude,  $R$ , is described by the RBW form [3]  $BW(R) = \frac{M_R \sqrt{\Gamma_R}}{M_R^2 - m^2 - iM_R \Gamma_R}$ . The decays of the tensor ( $J^P = 2^+$ ) mesons  $f_2(1270)$ ,  $a_2^0(1320)$  and  $f_2'(1525)$  into the two pseudoscalar ( $J^P = 0^+$ ) mesons  $K^0 \bar{K}^0$  are related by SU(3) symmetry with a specific interference pattern. The intensity is the modulus-squared of the sum of these 3 amplitudes plus the incoherent addition of  $f_0(1710)$  and a non-resonant background.

Assuming SU(3) symmetry and a direct coupling of the  $2^+$  states to the exchanged photon, the fitted function to the  $m(K_S^0 K_S^0)$  spectra is given by  $F(m) = a[5 \cdot BW(f_2(1270)) - 3 \cdot BW(a_2(1320)) + 2 \cdot BW(f_2'(1525))]^2 + b[BW(f_0(1710))]^2 + c \cdot U(m)$ , where a,b,c as well as the

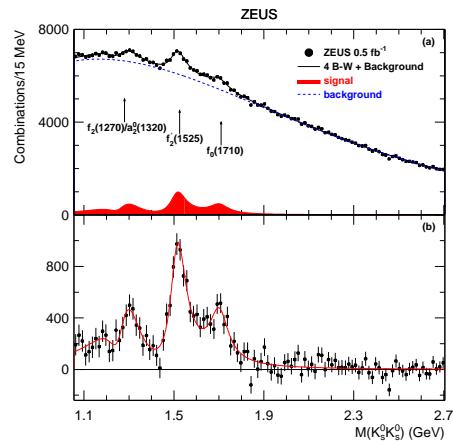


Figure 1: (a) The  $K_S^0 K_S^0$  distribution (dots). Solid line is the coherent fit (see text); background function is given by the dashed line. (b) Background-subtracted  $K_S^0 K_S^0$  distribution (dots); solid line is the fit result.

resonance masses and widths were free parameters in the fit. The background-subtracted mass spectrum is shown in Fig.1(b). The fit quality is good ( $\chi^2/ndf = 86/97$ ). The peak around 1.3 GeV is suppressed due to the destructive interference between  $f_2(1270)$  and  $a_2(1320)$  and the dip between  $f_2(1270)/a_2(1320)$  and  $f_2'(1525)$  is well reproduced. The number of fitted  $f_0(1710)$  events is  $4058 \pm 820$ , which has  $\approx 5$  s.d. significance. Its mass is consistent with a  $J^{PC} = 0^{++}$  glueball candidate, but it cannot be a pure glueball if it is the same state as in  $\gamma\gamma \rightarrow K_S^0 K_S^0$ .

Fit	No interference		Interference		PDG 2007 Values	
$\chi^2/ndf$	96/95		86/97			
in MeV	Mass	Width	Mass	Width	Mass	Width
$f_2(1270)$	$1304 \pm 6$	$61 \pm 11$	$1268 \pm 10$	$176 \pm 17$	$1275.4 \pm 1.1$	$185.2^{+3.1}_{-2.5}$
$a_2^0(1320)$			$1257 \pm 9$	$114 \pm 14$	$1318.3 \pm 0.6$	$107 \pm 5$
$f_2'(1525)$	$1523 \pm 3^{+2}_{-8}$	$71 \pm 5^{+17}_{-2}$	$1512 \pm 3^{+2}_{-0.6}$	$83 \pm 9^{+5}_{-4}$	$1525 \pm 5$	$73^{+6}_{-5}$
$f_0(1710)$	$1692 \pm 6^{+9}_{-3}$	$125 \pm 12^{+19}_{-32}$	$1701 \pm 5^{+5}_{-3}$	$100 \pm 24^{+8}_{-19}$	$1724 \pm 7$	$137 \pm 8$

Table 1: Fitted masses and widths for  $f_2(1270)$ ,  $a_2^0(1320)$ ,  $f_2'(1525)$  and  $f_0(1710)$  from the incoherent and coherent fits compared to PDG. The first error is statistical. For  $f_2'(1525)$ ,  $f_0(1710)$  the second errors are systematic uncertainties.

The masses and widths obtained from both fits are shown in Table 1 and compared to PDG [1]. The no-interference fit yields a narrow width for the combined  $f_2(1270)/a_2(1320)$  peak, as was also seen by L3 [2]. The fit with interference yields widths close to the PDG values for all observed resonances. The  $a_2^0(1320)$  mass is below the PDG value. The  $f_2'(1525)$  and  $f_0(1710)$  masses are somewhat below PDG with uncertainties comparable with the PDG ones. A fit without  $f_0(1710)$  is strongly disfavoured with  $\chi^2/ndf = 162/97$ .

### 3 Charm pentaquark search in the $D^*p$ system

A narrow exotic baryon with strangeness +1 around 1530 MeV decaying into  $K^+n$  or  $K^0p$  was seen by various experiments and attributed to the  $\Theta^+ = uudd\bar{s}$  pentaquark state predicted by Diakonov et al.[6]. If a strange pentaquark exists, charmed pentaquarks,  $\Theta_c^0 = uudd\bar{c}$ , could also exist. If  $M(\Theta_c^0) > M(D^*) + M(p) = 2948$  MeV, it can decay to  $D^{*\pm}p^\mp$ .

The H1 Collaboration saw [7] in a DIS HERA I sample of  $\approx 3400$   $D^{*\pm} \rightarrow D^0\pi_S^\pm \rightarrow K^\mp\pi^\pm\pi_S^\pm$  a narrow signal of  $50.6 \pm 11.2$  events in the  $D^{*\pm}p^\mp$  invariant mass at 3.1 GeV (Fig.2) with a

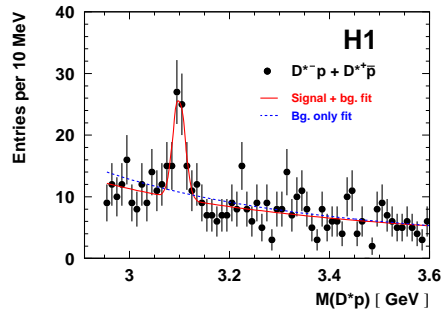


Figure 2:  $M(D^{*\pm}p^\mp)$  from H1 DIS HERA I, compared with fit results where both signal and background components are included and where only background is included.

width consistent with the mass resolution and a rate of  $\approx 1\%$  of the visible  $D^*$  production.

ZEUS searched for a  $\Theta_c^0$  signal in the  $D^{*\pm}p^\mp$  mode with the full HERA I PHP + DIS data sample [8]. Clean  $D^{*\pm}$  signals were seen in the  $\Delta M = M(D^{*\pm}) - M(D^0)$  plots. Two  $D^{*\pm} \rightarrow D^0\pi_S^\pm$  decay channels were used with  $D^0 \rightarrow K^\mp\pi^\pm$  and  $D^0 \rightarrow K^\mp\pi^\pm\pi^+\pi^-$ . The  $\Theta_c^0$  search was performed in the kinematic range  $|\eta(D^*)| < 1.6$  and  $p_T(D^*) > 1.35(2.8)$  GeV and with  $\Delta M$  values between 0.144 - 0.147 (0.1445 - 0.1465) GeV for the  $K\pi\pi$  ( $K\pi\pi\pi\pi$ ) channel. In these bands  $\approx 62000$   $D^*$ 's were obtained after subtracting wrong-charge combinations with charge  $\pm 2$  for the  $D^0$  candidate and  $\pm 1$  for the  $D^*$  candidate. Selecting DIS events with  $Q^2 > 1$  GeV<sup>2</sup> yielded smaller, but cleaner  $D^*$  signals with  $\approx 13500$   $D^*$ 's.

Protons were selected with momentum  $P(p) > 0.15$  GeV. To reduce the pion and kaon background, a parameterisation of the expected  $dE/dx$  as a function of  $P/m$  was obtained using tagged protons from  $\Lambda$  decays and tagged pions from  $K_S^0$  decays. The  $\chi^2$  probability of the proton hypothesis was required to be above 0.15.

Figure 3 shows the  $M(D^{*\pm}p^\mp)$  distributions for the  $D^0 \rightarrow K\pi$  (left) and  $D^0 \rightarrow K\pi\pi\pi$  (right) channels for the full (up) and the DIS (down) samples. No narrow signal is seen in any of the distributions. 95% C.L. upper limits on the fraction of  $D^*$  mesons originating from  $\Theta_c^0$  decays,  $R(\Theta_c^0 \rightarrow D^*p/D^*)$ , were calculated in a signal window  $3.07 < M(D^*p) < 3.13$  GeV for the  $K\pi\pi$  and  $K\pi\pi\pi\pi$  channels. The  $M(D^*p)$  distributions were fitted to the form  $x^a e^{-bx+cx^2}$ , where  $x = M(D^*p) - M(D^*) - m_p(PDG)$ . The number of reconstructed  $\Theta_c^0$  baryons was estimated by subtracting the background function from the observed number of events in the signal window, yielding  $R(\Theta_c^0 \rightarrow D^*p/D^*) < 0.23\%$  and  $< 0.35\%$  for the full and DIS combined two channels. A visible rate of 1% for this fraction is excluded by 9 s.d. (5 s.d.) for the full (DIS) combined sample. The acceptance-corrected rates are, respectively, 0.37% and 0.51%. The 95% C.L. upper limit on the fraction of charm quarks fragmenting to  $\Theta_c^0$  times the branching ratio  $\Theta_c^0 \rightarrow D^*p$  for the combined two channels is  $f(c \rightarrow \Theta_c^0) \cdot B_{\Theta_c^0 \rightarrow D^*p} < 0.16\%$  ( $< 0.19\%$ ) for the full (DIS) sample.

In a HERA II DIS data sample that is  $\approx 4$  times larger than the HERA I sample, H1 does not see any significant peak at 3.1 GeV (Fig.4). A preliminary 95% C.L. for the ratio of  $D^*p$  to  $D^*$  is 0.1%.

## 4 Excited charm and charm-strange mesons

The large charm production at HERA allows to search for excited charm states. ZEUS studied the orbitally excited states  $D_1(2420)^0 \rightarrow D^{*\pm}\pi^\mp$  ( $J^P = 1^+$ ),  $D_2^*(2460)^0 \rightarrow D^{*\pm}\pi^\mp, D^\pm\pi^\mp$

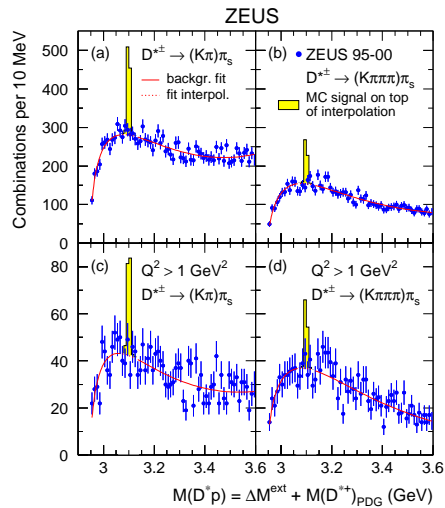


Figure 3:  $M(D^{*\pm}p^\mp)$  from ZEUS HERA I. Solid curves are fits to a background function. Shaded histograms are MC  $\Theta_c^0$  signals, normalised to  $\Theta_c^0/D^* = 1\%$ , on top of the background fit.

( $J^P = 2^+$ ) and  $D_{s1}(2536)^\pm \rightarrow D^{*\pm}K_S^0, D^{*0}K^\pm$  ( $J^P = 1^+$ ) and searched for the radially excited state  $D'^\pm(2640)^\pm \rightarrow D^{*\pm}\pi^+\pi^-$  ( $J^P = 1^-$ ?) with a HERA I PHP + DIS sample[9].

A large sample of events has been collected with the ground state charm mesons  $D^{*\pm}, D^0, D^\pm$ . The number of  $D^{*\pm}$  mesons was obtained by subtracting the wrong charge background. The number of  $D^\pm \rightarrow K^\mp\pi^\pm\pi^\pm$  and  $D^0(\bar{D}^0) \rightarrow K^\mp\pi^\pm$  was extracted from fits to a modified Gauss function,  $Gauss^{mod} \sim \exp(-0.5x^{1+(1+0.5x)})$ , where  $x = (M - M_D)/\sigma$ , plus a background function. For the  $D^*$ , both  $D^0$  decay modes to  $K\pi$  and  $K\pi\pi\pi$  were used.

#### 4.1 Excited charm mesons

To reconstruct the excited charm mesons, a  $D^{*\pm}$  or  $D^\pm$  candidate was combined with a pion of opposite charge,  $\pi_a$ . Figure 5 shows the “extended” mass difference distributions  $M(D^{*\pm}\pi_a) - M(D^{*\pm}) + M(D^*)_{PDG}$  (upper plot) and  $M(D^\pm\pi_a) - M(D^\pm) + M(D)_{PDG}$  (lower plot). A clear excess is seen in  $M(D^{*\pm}\pi_a^\mp)$  around the  $D_1^0/D_2^{*0}$  mass region. A small excess near the  $D_2^0$  mass is seen in  $M(D^\pm\pi_a^\mp)$ . No excess is seen for wrong charge combinations, where  $D^*(D)$  and  $\pi_a$  have the same charge.

To distinguish between the  $D_1^0$  and  $D_2^{*0}$ , the helicity angular distribution, parametrised as  $dN/d\cos\alpha \approx 1 + h\cos^2\alpha$ , was used. Here  $\alpha$  is the angle between the  $\pi_a$  and  $\pi_S$  momenta in the  $D^*$  rest frame. The helicity parameter  $h$  is predicted [10] to be  $3(-1)$  for pure D-wave  $D_1^0$  ( $D_2^{*0}$ ).

Figure 6 shows the  $D^{*\pm}\pi_a$  “extended” mass difference in 4 helicity  $|\cos\alpha|$  intervals. The  $D_1^0$  contribution increases with  $|\cos\alpha|$  and dominates for  $|\cos\alpha| > 0.75$ . A simultaneous fit was performed to the 4 helicity regions of Fig.6 and to the  $M(D\pi)$  distribution of Fig.5. The data is described well with 15 free parameters (signal yields, masses,  $D_1^0$  width and helicity). The fitted masses agree with PDG. The fitted  $D_1^0$  width is  $53.2 \pm 7.2(stat.)_{-4.9}^{+3.3}(syst.)$  MeV compared to  $20.4 \pm 1.7$  MeV of PDG. The fitted  $D_1^0$  helicity ( $5.9_{-1.7}^{+3.0}(stat.)_{-1.0}^{+2.4}(syst.)$ ) is consistent with a pure D-wave.

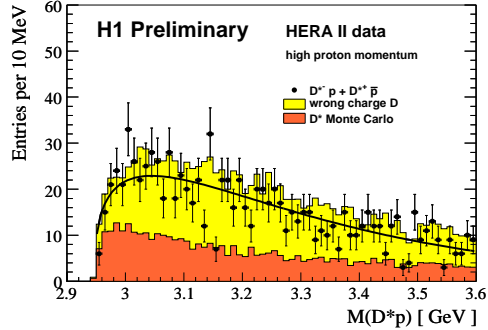


Figure 4:  $M(D^{*\pm}p^\mp)$  from H1 DIS HERA II. The solid line is a background parametrisation.

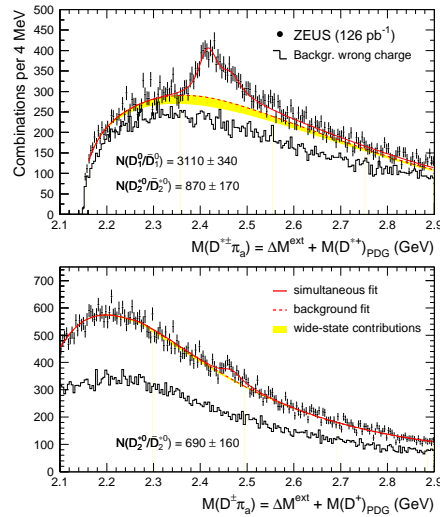


Figure 5:  $M(D^{*\pm}\pi_a)$  and  $M(D^\pm\pi_a)$  distributions. Solid curves are simultaneous fit; dashed curves are background; histograms are wrong-charge combinations.

## 4.2 Excited charm strange mesons

To reconstruct the  $D_{s1}^{\pm} \rightarrow D^{*\pm} K_S^0$  decays, a  $D_{s1}^{\pm}$  candidate was formed by combining a  $D^*$  candidate with a reconstructed  $K_S^0$  of the same event. Figure 7 (upper plot) shows the “extended” mass difference distribution  $M(D^{*\pm} K_S^0) - M(D^{*\pm}) + M(D^*)_{PDG} + M(K^0)_{PDG}$ . A clear  $D_{s1}(2536)^{\pm}$  signal is seen. The decay mode  $D_{s1}^{\pm} \rightarrow D^{*0} K^{\pm}$  is reconstructed from the “extended” mass difference  $M(D^0 K_a) - M(D^0) + M(D^0)_{PDG}$ . A nice  $D_{s1}^{\pm}$  signal is seen (Figure 7 lower plot) at a mass shifted down by  $\approx 142$  MeV from the  $D_{s1}^{\pm}$  mass. The signal is a feed-down from  $D_{s1}^{\pm} \rightarrow D^{*0} K^{\pm}$  with  $D^{*0} \rightarrow D^0 \pi^0, D^0 \gamma$ . An unbinned likelihood fit was performed using simultaneously values of  $M(D^0 K_a)$ ,  $M(D^{*\pm} K_S^0)$  and  $\cos \alpha$  for the  $D^{*\pm} K_S^0$  combinations. Yields and widths of both signals and the  $D_{s1}^{\pm}$  mass and helicity parameter were free parameters of the fit. The fitted  $D_{s1}$  helicity parameter is  $h(D_{s1}^{\pm}) = -0.74^{+0.23}_{-0.17}(\text{stat.})^{+0.06}_{-0.05}(\text{syst.})$ . It is inconsistent with a pure  $J^P = 1^+$  D-wave and is barely consistent with a pure  $J^P = 1^+$  S-wave, indicating a significant  $S - D$  mixing.

The helicity angular distribution form of a  $1^+$  state for any D- and S-wave mixing is:  $dN/d \cos \alpha \approx r + (1-r)(1+3 \cos^2 \alpha)/2 + \sqrt{2r(1-r)} \cos \phi (1-3 \cos^2 \alpha)$ , where  $r = \Gamma_S/(\Gamma_S + \Gamma_D)$ ,  $\Gamma_{S/D}$  is the S/D wave partial width and  $\phi$  is relative phase between the 2 amplitudes,  $\cos \phi = \frac{(3-h)/(3+h)-r}{2\sqrt{2r(1-r)}}$ . Figure 8 shows a range, restricted by the measured  $h(D_{s1}^{\pm})$  value and its uncertainties, in a plot of  $\cos \phi$  versus  $r$ . The measurement suggests a significant contribution of both D- and S-wave amplitudes to the  $D_{s1}(2536)^{\pm} \rightarrow D^{*\pm} K_S^0$  decay. The ZEUS range agrees nicely with the BELLE result and roughly with the CLEO measurement.

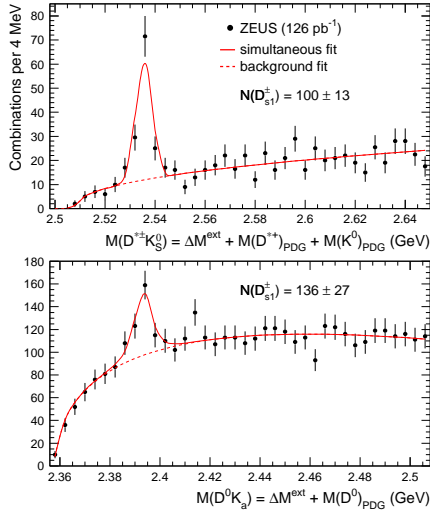


Figure 7:  $M(D^{*\pm} K_S^0)$  and  $M(D^0 K^{\pm})$  distributions. Solid curves are simultaneous fit; dashed curves are background.

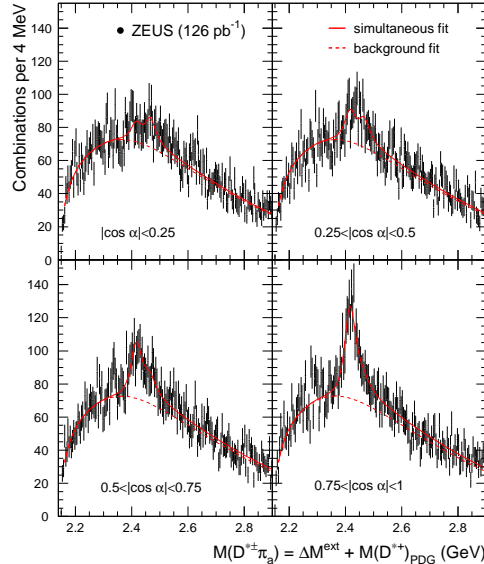


Figure 6:  $M(D^{*\pm} \pi_a)$  distributions in 4 helicity intervals.

## 5 Branching ratios and fragmentation fractions

Using the ZEUS measured fractions  $f(c \rightarrow D^{*+})$

and  $f(c \rightarrow D^+)$ [11], the following decay

rate ratios were derived:  $\frac{B_{D_2^{*0} \rightarrow D^+ \pi^-}}{B_{D_2^{*0} \rightarrow D^{*+} \pi^-}} =$

$$2.8 \pm 0.8_{-0.6}^{+0.5} \text{ (PDG: } 2.3 \pm 0.6); \frac{B_{D_{s1}^+ \rightarrow D^{*0} K^+}}{B_{D_{s1}^+ \rightarrow D^{*+} K^0}} =$$

$$2.3 \pm 0.6 \pm 0.3 \text{ (PDG: } 1.27 \pm 0.21).$$

Assuming isospin conservation for  $D_1^0$  and  $D_2^{*0}$  and  $B_{D_{s1}^+ \rightarrow D^{*+} K^0} + B_{D_{s1}^+ \rightarrow D^{*0} K^+} = 1$  yields a strangeness suppression of excited  $D$  mesons  $f(c \rightarrow D_{s1}^+)/f(c \rightarrow D_1^0) = 0.31 \pm 0.06(stat.)_{-0.04}^{+0.05}(syst.)$ .

In Table 2 the ZEUS fragmentation fractions of the excited charm mesons are compared with  $e^+e^-$  values. The results are consistent within errors.

DELPHI saw a narrow peak in  $D^{*\pm} \pi^+ \pi^-$  at 2637 MeV [12] and attributed it to a radially excited  $D^{*\pm}$ . No signal was seen in ZEUS and a 95% C.L. upper limit of  $f(c \rightarrow D^{*\pm}) \cdot B_{D^{*\pm} \rightarrow D^{*+} \pi^+ \pi^-} < 0.4\%$  was set, compared to the weaker limit of OPAL (0.9%) [13].

	$f(c \rightarrow D_1^0)[\%]$	$f(c \rightarrow D_2^{*0})[\%]$	$f(c \rightarrow D_{s1}^+)[\%]$
ZEUS	$3.5 \pm 0.4_{-0.6}^{+0.4}$	$3.8 \pm 0.7_{-0.6}^{+0.5}$	$1.11 \pm 0.16_{-0.10}^{+0.08}$
OPAL	$2.1 \pm 0.8$	$5.2 \pm 2.6$	$1.6 \pm 0.4 \pm 0.3$
ALEPH			$0.94 \pm 0.22 \pm 0.07$

Table 2: The fractions of  $c$  quarks hadronising into  $D_1^0$ ,  $D_2^{*0}$  and  $D_{s1}^+$  mesons.

## References

- [1] Particle Data Group, W.M. Yao *et al.*, J. Phys. G **C33** 1 (2006). Updated in <http://pdg.lbl.gov>.
- [2] L3 Collaboration, M. Acciarri *et al.*, Phys. Lett. **B501** 173 (2001).
- [3] TASSO Collaboration, M. Althoff *et al.*, Phys. Lett. **B121** 216 (1983).
- [4] D. Faiman, H.J. Lipkin and H.R. Rubinstein, Phys. Lett. **B59** 269 (1975).
- [5] ZEUS Collaboration, S. Chekanov *et al.*, Phys. Rev. Lett. **101** 112003 (2008).
- [6] D. Diakonov *et al.*, Z. Phys. **A359** 305 (1997).
- [7] H1 Collaboration, A. Aktas *et al.*, Phys. Lett. **B588** 17 (2004).
- [8] ZEUS Collaboration, S. Chekanov *et al.*, Eur. Phys. J. **C38** 29 (2004).
- [9] ZEUS Collaboration, S. Chekanov *et al.*, Eur. Phys. J. **C60** 25 (2009).
- [10] N. Isgur and M.B. Wise, Phys. Lett. **B232** 113 (1989); M. Neubert, Phys. Rep. **245** 259 (1994).
- [11] ZEUS Collaboration, S. Chekanov *et al.*, Eur. Phys. J. **C44** 351 (2005).
- [12] DELPHI Collaboration, P. Abreu *et al.*, Phys. Lett. **B426** 231 (1998).
- [13] OPAL Collaboration, G. Abbiendi *et al.*, Eur. Phys. J. **C20** 445 (2001).

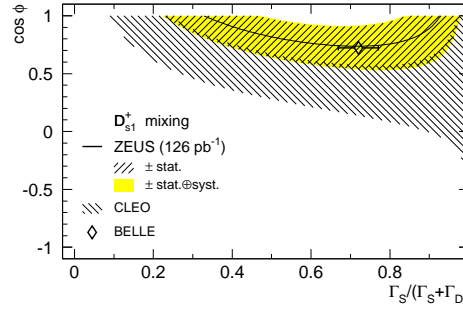


Figure 8:  $\cos \phi$  vs.  $\Gamma_S / (\Gamma_S + \Gamma_D)$  for  $D_{s1}^+ \rightarrow D^{*+} K_S^0$  decay.