

Neutrinos from photo-hadronic interactions in Pks2155-304

Julia K. Becker^{a,b}, Athina Meli^c, Peter L. Biermann^{d,e,f,g,h}

^a*Ruhr-Universität Bochum, Fakultät für Physik & Astronomie, Theoretische Physik IV, 44780 Bochum, Germany*

^b*Göteborgs Universitet, Institution för Fysik, 41296 Göteborg, Sweden*

^c*Erlangen Center for Astroparticle Physics, Friedrich-Alexander Univ. Erlangen-Nürnberg, Germany*

^d*MPI for Radioastronomy, Bonn, Germany*

^e*Bonn University, Germany*

^f*Dept. of Phys. & Astr., Univ. of Alabama, Tuscaloosa, AL, USA*

^g*Dept. of Phys., Univ. of Alabama at Huntsville, AL, USA*

^h*FZ Karlsruhe, and Phys. Dept., Univ. Karlsruhe, Germany*

Abstract

The high-peaked BL Lac object Pks2155-304 shows high variability at multiwavelengths, i.e. from optical up to TeV energies. A giant flare of around 1 hour at X-ray and TeV energies was observed in 2006 Aharonian et al. (2007). In this context, it is essential to understand the physical processes in terms of the primary spectrum and the radiation emitted, since high-energy emission can arise in both leptonic and hadronic processes. In this contribution, we investigate the possibility of neutrino production in photo-hadronic interactions. In particular, we predict a direct correlation between optical and TeV energies at sufficiently high optical radiation fields. We show that in the blazar Pks2155-304, the optical emission in the low-state is sufficient to lead to photo-hadronic interactions and therefore to the production of high-energy photons.

Key words: neutrinos, Pks2155-304, photo-hadronic interactions

1. Very high-energy emission from blazars

The very first detection of a blazar at TeV photon energies happened in 1992, when Mkn421 was observed with the HEGRA telescopes (Punch et al., 1992). Since then, large progress has been made detecting more and more active galactic nuclei (AGN) with detailed spectral features. As of today, 26 blazars as well as 2 radio galaxies of Fanaroff-Riley type¹ are known to emit at very high-energy (VHE, i.e. $E_\gamma > 100$ GeV). Blazars typically show a spectrum with a double-hump structure, i.e. a low-energy peak at radio to optical wavelengths (or X-ray) and a high-energy peak at X-ray (or gamma-ray) to TeV energies. The entire emission is believed to arise in the relativistic shock fronts in AGN jets, where charged particles are accelerated to ultra high-energies (UHE) (Meli et al., 2008; Biermann et al., 2009, e.g.). Then, the low-energy component is due to synchrotron radiation by the accelerated electrons. Several processes can produce VHE radiation: With relativistic electrons accelerated in the shock fronts of the blazar's jet, synchrotron photons are produced. The latter are scattered to VHE via the Inverse Compton process with the primary electrons. Hadronic Cosmic Rays (CRs) are believed to be accelerated

¹The radio galaxies are M 87 and Cen A, see Wagner (2009) for a complete list of known sources

along with the electrons, up to 10^{21} eV. These CRs can radiate at VHE through synchrotron radiation, or interactions with ambient matter or photon fields. Here, we consider the possibility of CR interactions with photon fields.

Blazars are observed to be highly variable at all wavelengths. The source of this variability is still under discussion, ranging from instabilities in the accretion disk, see e.g. Wiita (2006), to precession of the jet, see e.g. Gergely and Biermann (2009). Other explanations are jets with density inhomogeneities or turbulent jets, see Romero (1995) and references therein. Such phenomena lead to the variation of the flux at low energies (between radio and X-ray). The variability at the higher energies (X-ray to TeV energies) depends on the VHE radiation origin:

1. *Inverse Compton scattering* can arise in two different scenarios: On the one hand, it can be due to the interaction between the accelerated electrons with the synchrotron photon field (“Synchrotron Self Compton”, SSC). This leads to a direct correlation between the low- and high-energy humps of the spectrum. On the other hand, if external photons are boosted to VHE by electrons, such a correlation is not necessary. The high-energy hump would then show a variability uncorrelated to the low-energy spectrum.
2. *Hadronic interactions* can lead to the production of VHE photons through the production of π^0 , as neutral pions decay into two VHE photons. Here, a correlation between the low- and high-energy hump is not necessary. It can, however, be present if the hadronic CRs interact with the synchrotron photon field itself. In the case of proton-proton interactions, no correlation would be present. In addition, synchrotron proton radiation can contribute at VHE.
3. *A combination of hadronic and leptonic VHE emission* is likely to be present in many cases, as protons and electrons are co-accelerated in the jet’s shock fronts. The continuous interaction of the different radiation fields and charged particle populations may lead to a series of loops of VHE production. This may lead to a strongly non-linear correlation between the intensity of different wavelengths. A description of repeated leptonic loops is given in Kellermann and Pauliny-Toth (1969). The same mechanism may work for hadronic loops or a combination of both, always assuming a low-energy target photon field.

As the synchrotron field from primary electrons is a good target for Inverse Compton scattering, a direct correlation between low- and high-energy photons is usually interpreted as such. In so-called orphan flares, a strong variability at VHE is observed in the absence of low-energy variability. This in turn is often taken to be an indication as a result of hadronic interactions, as these do not require an intensity change at low energies. In this paper, we present a model where variability at low-energies leads to a correlated signal at high-energies.

2. Photo-hadronic interactions in blazars

When CRs are accelerated to UHE, they can interact with the present photon fields via the Δ -resonance:

$$p \gamma \rightarrow \Delta^+ \rightarrow \begin{cases} p \pi^0 \\ n \pi^+ \end{cases} \quad (1)$$

The decay of the Δ -resonance leads to the production of charged and neutral pions, which decay into high-energy neutrinos and photons, respectively (Becker, 2008, e.g.):

$$\pi^+ \rightarrow \mu^+ \nu_\mu \rightarrow e^+ \nu_e \bar{\nu}_\mu \nu_\mu \quad (2)$$

$$\pi^0 \rightarrow \gamma \gamma. \quad (3)$$

The probability for π^+ production is 2/3, while π^0 are produced in 1/3 of the cases. Around 1/5 of the proton energy goes into the pion, and the decay products carry equal energy, so that a fraction of 0.25 (0.5) is transferred to each neutrino (photon). Furthermore, we need to consider that the neutrinos oscillate from 2 muon neutrinos and one electron neutrino to one electron, one muon and one tau neutrino. Considering these factors, the high-energy photon and neutrino spectra are connected as²

$$\frac{dN_\nu}{dE_\nu} \approx \frac{1}{8} \cdot \frac{dN_\gamma}{dE_\gamma}. \quad (4)$$

Photo-hadronic interactions occur under the following conditions:

1. Protons need to be accelerated to sufficiently high energies.
2. The photon field must be dense enough for the protons to interact, i.e. we need an optical depth for proton-photon interactions of $\tau_{p\gamma} \sim 1$ or larger.

The first condition is believed to be fulfilled, as AGN jets enable proton acceleration up to 10^{21} eV, see e.g. Meli et al. (2008); Biermann et al. (2009). An approximation of the optical depth for photo-hadronic interactions in knots of blazars is given by Becker and Biermann (2009),

$$\tau_{p\gamma} \approx 0.6 \cdot \left(\frac{L_{\text{opt}}}{3 \cdot 10^{45} \text{ erg/s}} \right) \cdot \left(\frac{10}{\Gamma} \right) \cdot \left(\frac{\theta}{0.1} \right) \cdot \left(\frac{\epsilon_{\text{knot}}}{10} \right) \cdot \left(\frac{z_j}{3000 r_g} \right)^{-1} \cdot \left(\frac{\nu}{4.6 \cdot 10^5 \text{ GHz}} \right)^{-1}. \quad (5)$$

Here, L_ν is the luminosity observed from the blazar at a given frequency ν . Further, $\Gamma \approx 10$ is the Lorentz factor of the shock and $\theta \approx 0.1$ is the jet's opening angle. The parameter ϵ_{knot} gives the fraction of luminosity coming from a single knot in the jet. The value $\epsilon_{\text{knot}} = 0.1$ indicates that the luminosity comes from 10 knots, which is the order of magnitude to be expected. Finally, z_j is the distance of the knot along the jet. The first shock is expected to be present at around 3000 gravitational radii, r_g , from the foot of the jet (Marscher et al., 2008). As the optical depth drops with the distance from the center and we need those strong shocks to have efficient neutrino production, this first strong shock provides the best environment for the production of secondaries. The flaring time scale of Pks2155-304 also suggests that the emission happens in a compact region, underlining the fact that it could be due to photohadronic interactions.

3. Multiwavelength observations of Pks2155-304

Pks2155-304 is a blazar at a redshift of $z = 0.116$, located in the southern hemisphere, at (RA, Dec) = (21h58'52.0", -30°13'32") in J2000 coordinates (Fey et al., 2004). It was the 5th source reported at γ -rays (Chadwick et al., 1999), with a steady-state emission of around 20% of the Crab nebula. Pks2155-304 shows a very rapid variability, with extreme flares, the most intense one observed in 2006 (Aharonian et al., 2007), with an increased intensity of more than one order of magnitude at TeV energies. This extraordinary flare lasted about 60 minutes and showed a peak intensity of 7 times the Crab nebula. CANGAROO-III was triggered by the H.E.S.S. observations and detected the flaring state at complementary times Sakamoto et al. (2008). During this flaring state, no other wavelength bands were observed.

²for a detailed description, see Halzen (2008).

In a later flare, a multiwavelength campaign of Chandra and H.E.S.S. was arranged to study the correlations between the different wavelength bands (Costamante et al., 2008). Here, X-ray and TeV variabilities were more moderate, i.e. within a factor of 3, and optical emission varied within a factor of 2. For this flare, it could be shown that TeV and X-ray luminosities seem to be connected as (Costamante et al., 2008)

$$L_{\text{TeV}} \propto L_{\text{X-ray}}^3. \quad (6)$$

The low-state of Pks2155-304 was monitored in a multiwavelength campaign in 2008 Aharonian et al. (2009). Four wavelength bands were observed simultaneously, namely at optical (ATOM), X-ray (RXTE & Swift), 100 MeV to 100 GeV (Fermi-LAT) and > 200 GeV (H.E.S.S.) energies. While a strong correlation between optical and VHE emission was found, X-ray energies do not correlate with the highest energies. This behavior in the ground state is fundamentally different from the observed correlation between X-ray and TeV in the flaring state. The spectral index behavior observed by Fermi is around $E^{-2 \pm 0.5}$, where the deviation ± 0.5 corresponds to the temporal change in the spectral index with time.

4. Neutrinos from Pks2155-304

The neutrino spectrum from proton-photon interactions in blazars basically follows the primary proton spectrum above a break energy E_ν^{break} , where the latter is given by the kinematic condition for producing a Δ -resonance (Becker, 2008, e.g.):

$$E_\nu^{\text{break}} = \frac{\Gamma^2}{(1+z)^2} \cdot \frac{m_\Delta^2 - m_p^2}{80 \cdot E_\gamma} \quad (7)$$

Here, both the break energy E_ν^{break} and the photon energy of the target photons, E_γ , are given in the observer's frame at Earth. In the equation, it was considered that the neutrino carries 1/20th of the proton's energy, $E_\nu = E_p/20$. We can now express Equ. (7) numerically as

$$E_\nu^{\text{break}} = 624 \text{ GeV} \cdot \left(\frac{\Gamma}{10}\right)^2 \cdot \left(\frac{E_\gamma}{\text{MeV}}\right)^{-1} \cdot \left(\frac{1+z}{1.116}\right)^{-2}. \quad (8)$$

Below that break energy, the neutrino spectrum is about one power flatter than the proton spectrum.

Given the observation of the low-state of Pks2155-304 in 2008 Aharonian et al. (2009), we can calculate the optical depth for photo-hadronic interactions. Here, we investigate if the observed spectral energy distribution (SED) of photons is a good target field. Using that the frequency of the R-band photons is $\nu = 4.6 \cdot 10^5$ GHz, we can calculate the luminosity of the source at a given frequency ν from the observed flux, F_γ , and from the distance of Pks2155-304, d_L , is given by the blazar's redshift³,

$$L_{\text{opt}} = 3 \cdot 10^{45} \cdot \left(\frac{F_\gamma}{10^{-10} \text{ erg/s/cm}^2}\right) \text{ erg/s}. \quad (9)$$

Here, the reference value corresponds to the flux in the R-band, $\nu = 4.6 \cdot 10^5$ GHz. Given Equ. (5), we can derive the optical depth for proton-photon interactions during the low-state observation of Pks2155-304 for the multiwavelength data.

³we use a Λ CDM cosmology with $(\Omega_m, \Omega_\Lambda, h) = (0.3, 0.7, 0.7)$

Figure 1 shows three panels: the upper one shows the SED as measured in the low-state (Aharonian et al., 2009). We can now investigate how efficient proton-photon interactions at different wavelengths can be and what the neutrino spectrum is. The second panel of Fig. 1 shows the optical depth for proton-photon interactions. At optical wavelengths, the optical depth is close to unity (around $\tau_{p\gamma} \sim 0.7$), and it decreases significantly towards higher energies. Thus, we conclude that proton-photon interactions are efficient with optical photons, but not with higher energy photons. This implies that the X-ray luminosity of the source does not need to be correlated with the optical and high-energy emission, just as it is observed in the low-state. The lowest panel of Fig. 1 displays the break energy of the neutrino spectrum for photohadronic interactions for the given wavelength. It is shown that at optical wavelengths, the break energy lies around $\sim 10^8$ GeV and this value decreases towards higher energy target photon fields. This is a general result, since the neutrino break energy is inversely proportional to the target photon field energy.

The temporal dependence of the photo-hadronic optical depth with R-band photons, derived from the low-state measurements of Pks2155-304 (Aharonian et al., 2009), is shown in Fig. 2. The upper panel shows the observed TeV emission, which correlates to the emission in the R-band (middle panel). The photo-hadronic optical depth is displayed in the lower panel. The optical depth varies in coincidence with the R-band signal, between $0.6 < \tau_{p\gamma_{\text{opt}}} < 0.8$, yielding a reasonable efficiency for the production of VHE photons and neutrinos.

Given an average flux in the R-band of $\sim 1.1 \cdot 10^{-10}$ erg/cm²/s, the mean optical depth is $\sigma_{p\gamma_{\text{opt}}} \sim 0.7$. Considering B- and V-bands would increase the optical depth further. With these values close to unity, the observed flux of VHE photons can be due to proton interactions with optical photons. The observed correlation between R-band and TeV emission can therefore be interpreted as a result of photo-hadronic interactions.

Given an optical depth of around unity, and assuming VHE photons to come from photo-hadronic interactions, we can calculate the resulting neutrino flux for the low-state of Pks2155-304 using Equ. (4). Here, we use the Fermi measurements as a reference flux. The reason for not using H.E.S.S. measurements is that here, we can expect to see effects like absorption, while the spectrum as observed by Fermi should be unaffected. The spectral behavior as observed by Fermi, close to $dN_\gamma/dE_\gamma \propto E^{-2}$, seems to mirror the primary spectrum and can therefore be interpreted as unaffected Meli et al. (2008); Bednarz and Ostrowski (1998). The resulting neutrino flux is given as the black, solid line in Fig. 3. Also shown is the predicted 1-year sensitivity for KM3NeT, a cubic kilometer sized neutrino detector planned to be instrumented in the Mediterranean Sea. While the energy output in neutrinos is in general high enough to be observed by large volume neutrino telescopes, the challenge will be to have good sensitivities at energies as high as 10^8 GeV. In (Dumm et al., 2009), it is reported that also IceCube is sensitive to sources in the southern hemisphere, if only considering the highest energy events and thereby rejecting the large background of atmospheric muons. IceCube's sensitivity of the 40-string configuration is around

$$\frac{dN_\nu}{dE_\nu} = 5 \cdot 10^{-8} \text{ GeV/s/cm}^2 \left(\frac{E}{\text{GeV}} \right)^{-2} \quad (10)$$

in the energy range of $\sim 10^6$ GeV – 10^9 GeV. The sensitivity at these high energies is very well-suited for the observation of Pks2155-304. In order to observe the low-level state, the sensitivity needs to be increased by a factor of 10, which seems possible considering that Equ. (10) refers to 330 days of the IceCube 40 string configuration. The final IceCube detector with 86 strings, expected to run around 10 years or more, is expected to yield significantly improved sensitivities. This implies that such a flux from Pks2155-304 should be detectable within the first years of

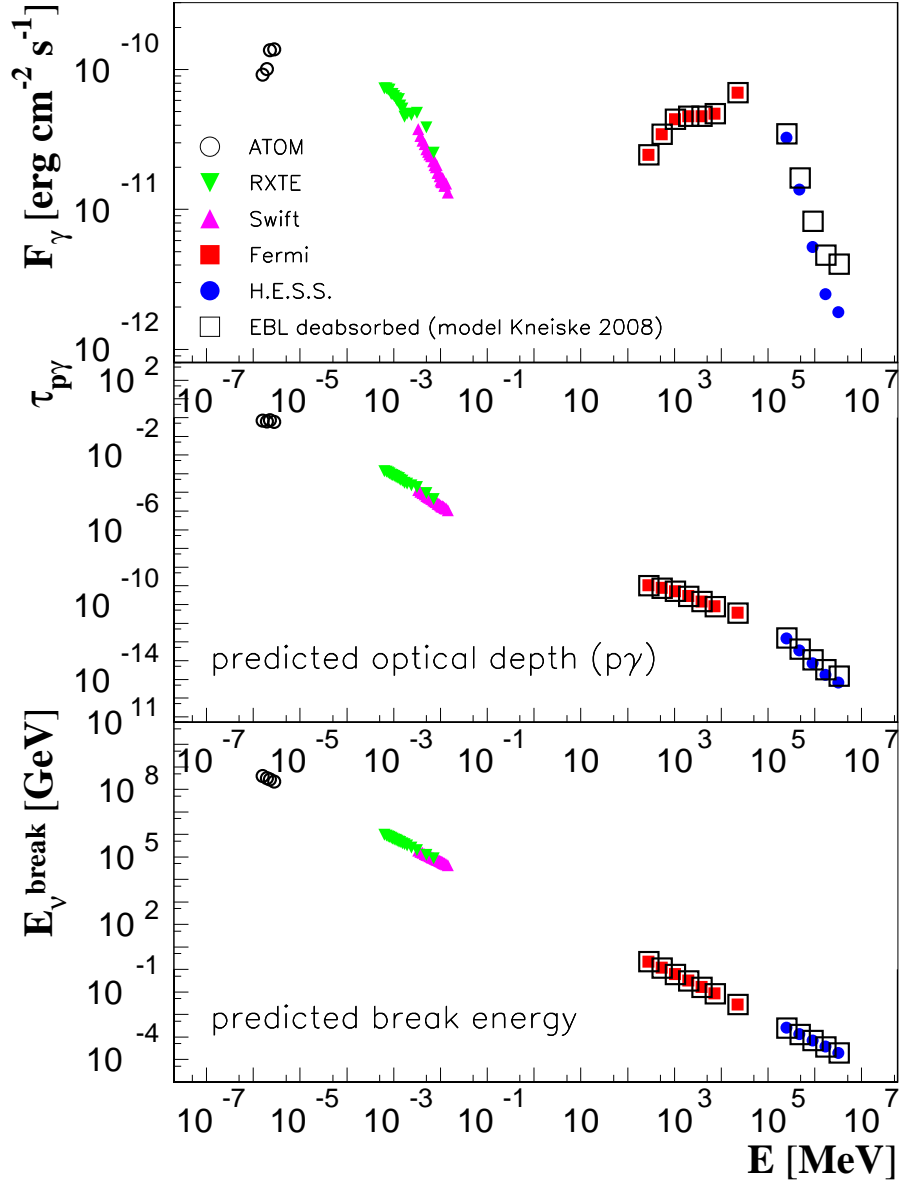


Figure 1: (a) Spectral energy distribution of photons from Pks2155-304 in the low state - data from (Aharonian et al., 2009). Open squares represent the flux at TeV energies without absorption due to the extragalactic background light, using the model by Kneiske and Dole (2008) for deconvolution. (b) Photohadronic optical depth using the SED as the interacting photon field. (c) Break energy of the neutrino spectrum for proton interactions with photons at a given energy.

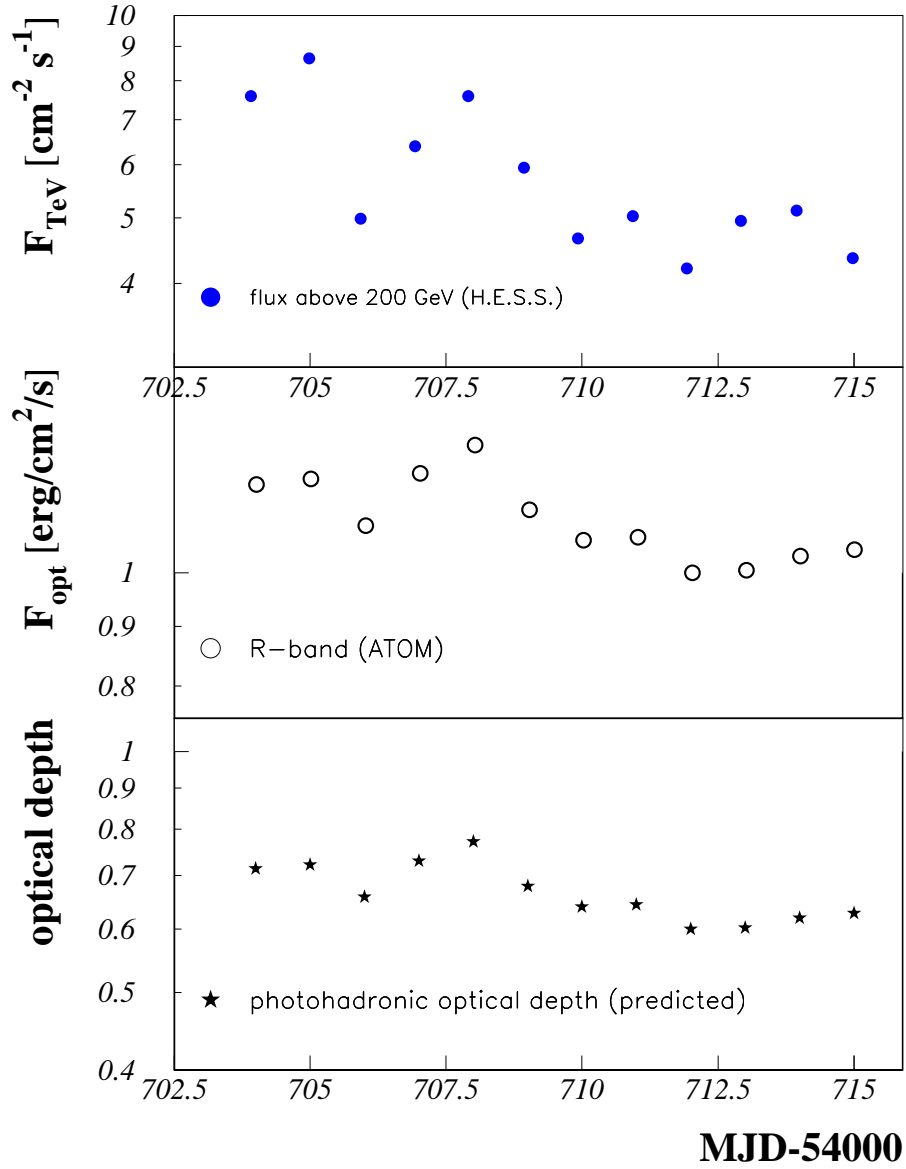


Figure 2: (a) TeV lightcurve observed by H.E.S.S. (Aharonian et al., 2009). (b) R-band lightcurve observed by ATOM (Aharonian et al., 2009). Predicted variation of the photohadronic optical depth with time.

IceCube.

4.1. Flux variability in high-energy photons and neutrinos

In the previous section, we investigated the possible neutrino flux from Pks2155-304 in the low-state. This component should be present permanently. The extreme variability of this source at the highest energies indicates that, in addition to this permanent component, one can expect an enhanced contribution during the time of flaring states. We investigate this fact at the example of the giant flare of Pks2155-304 observed by the H.E.S.S. experiment in 2006 Aharonian et al. (2007). Here, the VHE flux of Pks2155-304 showed increased activity by a factor of ~ 10 for about one hour. If we assume that the VHE emission is due to photo-hadronic interactions, we can calculate the corresponding neutrino flux according to Equ. 4. The result is shown as the dotted lines in Fig. 3. The neutrino emission, just as the VHE photon component, is higher by approximately a factor of ten compared to the low-state.

Even in this flaring state, the increased intensity can arise from an enhanced optical emission. On the other hand, X-ray luminosities are observed to be coupled to the VHE luminosity with a correlation of $L_{VHE} \propto L_{X-ray}^3$ Costamante et al. (2008). The question is how to explain this very strong dependence of the VHE emission with the X-ray signal. One approach is the production of VHE radiation in several loops of interactions as discussed in Kellermann and Pauliny-Toth (1969) for Inverse Compton scattering. The VHE luminosity is assumed to be produced by a series of n loops of interactions between the primary electrons and the secondary synchrotron photons,

$$L_{VHE} = L_{synch} \cdot \sum_{i=1}^n \xi^i, \quad (11)$$

Here, L_{synch} is the synchrotron radiation field and $\xi = L_{VHE,0}/L_{synch}$. If the initially produced VHE radiation $L_{VHE,0}$ is larger than the synchrotron field, the series diverges for infinite loops $n \rightarrow \infty$. However, if the VHE radiation is cutoff at some point when going into the Klein-Nishina limit, we have a maximum number n which can be small. If this happens at $n = 3$, we can reproduce the cubic correlation observed between VHE and synchrotron emission for the case of $n = 3$ and $\xi > 1$. A similar effect could be present if the VHE radiation was not due to Inverse Compton scattering but due to π^0 decays. A detailed study of hadronic loops and combinations of leptonic and hadronic loops is in preparation.

4.2. Flaring and permanent neutrino emission states

As discussed above, an enhanced flux of photons can arise from photo-hadronic interactions, leading to the coincident production and emission of neutrinos. In the giant flare, the flux increase was about an order of magnitude for the duration of ~ 60 min. Note, however, that this enhanced flux is only present in the one hour when the source is flaring at very high photon energies. We can perform a simple exercise at what point flares can be more significant in neutrino detectors as KM3NeT and IceCube by considering the significance of a detection, $\sigma \sim N_{sig}/\sqrt{N_{BG}}$. Here, N_{sig} is the number of signal events, while N_{BG} is the number of background events. The number of signal events in a time interval Δt scales as $N_{sig} \propto A_\nu \cdot \Delta t$, with A_ν as the intensity of the neutrino signal, which we assume to be variable. The number of background events simply proportional to $N_{BG} \propto \Delta t$, as the background does not change with time, apart from statistical fluctuations. This results in a significance proportional to $\sigma \propto A_\nu \cdot \sqrt{\Delta t}$. If we compare the flaring state to the permanent state, we have $A_\nu^{flare} \approx x \cdot A_\nu^{perm}$, with A_ν^{flare} and A_ν^{perm} as the intensities of the flaring and permanent neutrino states, connected by an intensity factor of $x \approx 10$. The duration

of the flare is $\Delta t^{\text{flare}} \approx 3600 \text{ s}$, and Δt^{perm} is the observation time for a permanent flux. Now, we can compare the significances of the flaring and the permanent state, σ_{flare} and σ_{perm} :

$$\begin{aligned} \frac{\sigma_{\text{flare}}}{\sigma_{\text{perm}}} &= \frac{A_v^{\text{flare}}}{A_v^{\text{perm}}} \cdot \sqrt{\frac{\Delta t^{\text{flare}}}{\Delta t^{\text{perm}}}} = x \cdot \sqrt{\frac{\Delta t^{\text{flare}}}{\Delta t^{\text{perm}}}} \\ &= 10^{-3} \cdot \left(\frac{x}{10}\right) \left(\frac{\Delta t^{\text{flare}}}{3600 \text{ s}}\right)^{1/2} \left(\frac{\Delta t^{\text{perm}}}{1 \text{ yr}}\right)^{-1/2}. \end{aligned} \quad (12)$$

This implies that the significance of a flaring state is a factor of 10^{-3} lower compared to the observation of a permanent flux for one year, considering that the flare's intensity is a factor of 10 higher than the permanent emission. This leaves room for different conclusions on whether a flaring state or the permanent neutrino emission would be detected first:

- Consider that Pks2155-304 flares several times a year. If we assume a constant flare activity of $x = 10$, the flaring state needs to be present more than 3% of the time in one year - in that case, the flaring state can be observed before the permanent state. If the flaring rate is less, the permanent flux is likely to be observed earlier.
- Single flares may be difficult to observe given the numbers above, unless there is no permanent emission, i.e. $\Delta t^{\text{flare}} = \Delta t^{\text{perm}}$. The optical depth we present is close to unity, and only a first-order approximation. If this optical depth drops far below unity most of the year, no permanent emission would be present and flaring states are likely to be observed first. In that case, we have $\sigma_{\text{flare}} = x \cdot \sigma_{\text{perm}}$, and selecting flaring states enhances the significance by a factor of x .

5. Results and conclusions

Very high-energy emission is observed from a growing number of blazars. One possible emission scenario for the VHE component is photon production in photo-hadronic interactions. In this paper, we investigate this possibility by estimating the optical depth for proton-photon interactions in the first strong shock of Pks2155-304. Using optical photons, the optical depth in the low-state of Pks2155-304 is close to unity, when assuming interactions with the optical photon field. The observed correlation between optical and VHE wavelengths can therefore be interpreted as a result of photo-hadronic interactions - an increased optical flux leads to an enhancement of the proton-photon optical depth and therefore to an increase of the VHE photon and neutrino fluxes. At the same time, no correlation between VHE and X-ray emission is necessary, since the optical depth for photohadronic interactions at X-ray energies is too small to lead to significant interactions. With IceCube extending the analysis of muon neutrinos to the southern hemisphere, the prospects of detecting the flux from Pks2155-304 are good within the first years of operation with IceCube. While the sensitivity of Km3NeT will in general be better, IceCube will be more sensitive to the important energy range, e.g. $10^8 \text{ GeV} < E_\nu < 10^{10} \text{ GeV}$ and both instruments would work complementary.

Flaring states provide the possibility of enhanced neutrino emission, if the VHE radiation is due to π^0 -decays. These flaring states may in some cases be the only times of neutrino emission, if the low-state provides too low optical depth for photo-hadronic interactions. While Pks2155-304 provides reasonable optical depth for neutrino production also in the low-state, this may

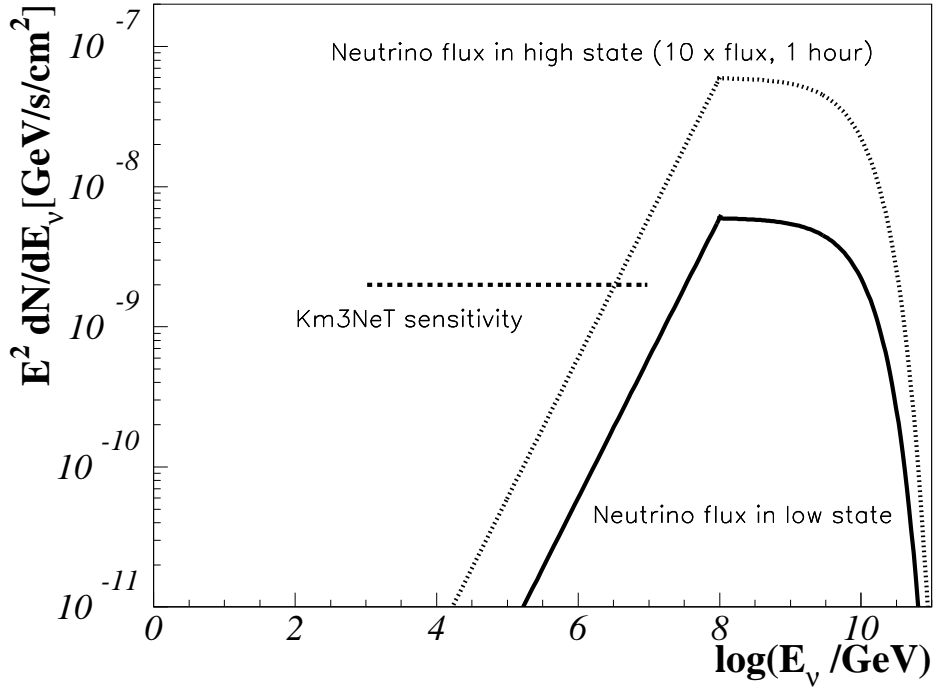


Figure 3: Expected neutrino flux from photo-hadronic interactions in Pks2155-304. The solid line is the predicted average neutrino flux in the low-state as observed in 2008, using an E^{-2} primary spectrum. The dotted line shows the expected emission level in the high-state of Pks2155-304 during the flare observed in Aharonian et al. (2007).

not be the case for other blazars. The stacking of neutrino data during observed flaring states gives the unique opportunity to reduce the background of atmospheric neutrinos in VHE neutrino telescopes like IceCube and KM3NeT: Even a few neutrino events from such flares will be significant.

Acknowledgments

We thank Francis Halzen, Alexander Kappes and Wolfgang Rhode for inspiring discussions. Thanks to Berrie Giebels for providing the data for the SED and lightcurve of Pks2155-304. Support for the work of PLB has come from the AUGER membership and theory grant 05 CU 5PD 1/2 via DESY/BMBF and VIHROS.

References

- Aharonian, F., (H.E.S.S. Coll.), et al., 2007. *Astroph. J. Lett.* 664, L71.
- Aharonian, F., et al., 2009. *Astroph. J. Lett.* 696, L150.
- Becker, J. K., 2008. *Physics Reports* 458, 173.
- Becker, J. K., Biermann, P. L., Mar. 2009. *Astropart. Phys.* 31, 138.
- Bednarz, J., Ostrowski, M., 1998. *Phys. Rev. Lett.* 80, 3911.
- Biermann, P. L., et al., 2009. *Nucl. Phys. B Proc. Suppl.* 190, 61.
- Chadwick, P. M., et al., 1999. *Astroph. J.* 513, 161.
- Costamante, L., et al., 2008. Vol. 1085 of *AIP Conf. Ser.* p. 644.
- Dumm, J., (IceCube Coll.), et al., 2009. ICRC. Lodz, Poland.
- Fey, A. L., et al., 2004. *Astron. Journ.* 127, 3587.
- Gergely, L. Á., Biermann, P. L., 2009. *Astroph. J.* 697, 1621.
- Halzen, F., 2008. *Journal of Physics Conference Series* 120 (6), 062004.
- Kellermann, K. I., Pauliny-Toth, I. I. K., 1969. *Astroph. J. Lett.* 155, L71.
- Kneiske, T. M., Dole, H., 2008. *Proc of the 4th Heidelberg Gamma-Ray Symposium.* arXiv:0810.1612.
- Marscher, A. P., et al., 2008. *Nature* 452, 966.
- Meli, A., Becker, J. K., Quenby, J. J., 2008. *Astron. & Astroph.* 492, 323.
- Punch, M., et al., 1992. *Nature* 358 (477).
- Romero, G. E., 1995. *Astrophys. & Space Science* 234, 49.
- Sakamoto, Y., et al., 2008. *Astroph. J.* 676, 113.
- Wagner, R., 2009. <http://www.mpp.mpg.de/~rwagner/sources/>, vHE γ sky map and source catalog.
- Wiita, P. J., 2006. In: Miller, H. R., et al. (Eds.), *Blazar Variability Workshop II: Entering the GLAST Era.* Vol. 350 of APS. p. 183.