

# EDM searches based on alkali or alkaline earth bearing molecules

Edmund R. Meyer\* and John L. Bohn

*JILA, NIST and University of Colorado, Department of Physics, Boulder, Colorado 80309-0440, USA*

(Dated: May 30, 2019)

We introduce four new molecules — YbRb, YbCs, YbSr<sup>+</sup>, and YbBa<sup>+</sup> — that may prove fruitful in experimental searches for the electric dipole moment (EDM) of the electron. These molecules can, in principle, be prepared at extremely low temperatures by photoassociating ultracold atoms, and therefore may present an advantage over molecular beam experiments. Here we discuss properties of these molecules and assess the effective electric fields they contribute to an electron EDM measurement.

PACS numbers: 33.15.-e, 31.15.A-, 11.30.Er

## I. INTRODUCTION

It is by now widely acknowledged that experiments performed on atoms and molecules afford the best chance of measuring, or else limiting the possible size of, the electric dipole moment (EDM) of the electron [1, 2]. A lone valence electron inside an atom with large nuclear charge  $Z$  will feel an effective electric field enhanced beyond the field that is applied. For example, in atomic cesium the apparent field is  $132 \times \mathcal{E}_{\text{app}}$ , where  $\mathcal{E}_{\text{app}}$  is the applied electric field [3]. This enhancement arises from the field's ability to mix the opposite-parity  $6s$  and  $6p$  states of Cs, and a fairly large applied electric field is still required. More recent estimates using *ab initio* methods give enhancement factors for Rb and Cs of 25.74 and 120.53 respectively [4]. Experiments on the Rb [5] and Cs [6] atoms are currently being pursued to take advantage of the enhancement factor and long hold times achievable in the alkali atom family.

Thus, to achieve effective electric fields of 1 GV/cm one would have to apply fields of 100 MV/cm or more to these atoms. This is not desirable in practice. However, one can hold ultracold Rb and Cs atoms in traps for a time long compared to the typical molecular beam experiment. It is the trade-off between hold time and effective electric field size that makes atomic eEDM experiments attractive and worth pursuing.

Herein lies the rub: one wants a very large applied electric field, but with great electric fields come great systematic problems. It would therefore be beneficial if the  $s$ - $p$  mixing could be achieved without the application of large electric fields. This is where molecules become interesting, since they can be quite adept at mixing  $s$ - and  $p$ - orbitals on their own, without the need for large, applied electric fields. The field requirements to polarize the molecule may then be fairly modest. This important insight was initially due to Sandars [7].

Typically, experiments aimed at measuring the eEDM in molecules have considered the simplest case of molecules with  $^2\Sigma$  symmetry. Then there is only one

unpaired electronic spin and it has zero orbital angular momentum about the internuclear axis. One appealing way to achieve fairly robust molecules for this purpose is to pair an atom in an  $s^2$  configuration (such as Yb or Hg) with fluorine. Fluorine tends to steal an electron from any atom it encounters. Thus, when one of the  $s$ -electrons is captured by F, a  $^2\Sigma$  molecule is formed, as in YbF [1]. Moreover, the largely ionic bond is responsible for a large effective internal electric field that efficiently mixes the atomic  $s$  and  $p$  orbitals of the heavy atom [1, 8].

In this article we suggest another class of  $^2\Sigma$  molecules for EDM searches. Our emphasis is to consider molecules composed of atoms that can be laser cooled, thus greatly reducing the molecular temperature well below that available in molecular beam experiments. Specifically, we consider the neutral molecules YbRb and YbCs, along with the molecular ions YbSr<sup>+</sup> and YbBa<sup>+</sup>. In all cases, laser cooling of the neutral atoms has been demonstrated [9, 10, 11]. Indeed, recently short-lived ultracold samples of metastable YbRb\* have been produced via photoassociation [12].

These molecules, all of  $^2\Sigma$  symmetry in their ground states, will have both advantages and disadvantages with respect to other molecules that are considered in EDM searches. The chief disadvantage is that their primarily covalent bonds somewhat limit the size of the effective electric field that they can sustain. We find that these fields are typically 3-10 times smaller than the leading contenders, for example ThO ( $\mathcal{E}_{\text{eff}} = 104$  GV/cm) [13]. Their main advantage is that they are cold enough to be trapped in either optical dipole traps or ion traps, leading conceivably to large coherence times within which to perform the experiment. In addition, these molecules, consisting of two heavy atoms, will have smaller rotational constants than the fluorides, hence can be polarized in somewhat smaller fields. This is a feature that can help reduce systematic effects. Spin-rotational effects will also be reduced since they scale inversely with the reduced mass of the system; this keeps the electron fairly well decoupled from the molecular axis in the lower lying rotational levels. Another novel feature is that, both atoms having large- $Z$  nuclei, both can contribute to the effective field.

In this article we therefore estimate the basic prop-

---

\*Electronic address: meyer@murphy.colorado.edu

erties of these molecules, especially the effective electric fields they harbor. Sec. II will discuss the YbRb and YbCs molecules and give the details of the potential energy surfaces and molecular parameters of the ground and excited states of interest. Sec. III will present the same information for the YbSr<sup>+</sup> and YbBa<sup>+</sup> molecular ions, as well as the neutrals from which they are derived. Sec. IV will detail the effective electric field calculations on the  $^2\Sigma$  states of interest. Sec. V will have some concluding comments.

## II. ALKALI-YTTERBIUM MOLECULES

Alkali atoms such as Rb and Cs are the workhorses of laser cooling. [14]. It is the unpaired  $s$ -electron that is of interest in an electron EDM search since it is what we hope to coax into an  $s$ - $p$  hybridized atomic state. In the introduction we discussed the role of fluorine, which can extract an electron from a closed  $s$ -shell atom such as Ba or Yb. We can accomplish the same feat by pairing and alkali atom such as Rb with a closed  $s$ -shell atom such as Yb because Yb is more electronegative than any alkali save H. Moreover, the difference in electro-negativity is greater between Cs and Yb than between Rb and Yb, so that the YbCs molecule might be expected to be the more polar of the two. However, it is also important to consider the bond distance. A larger bond distance would work to counteract the charge transfer mechanism because the two atoms would not get close enough together to allow the atomic wave functions to overlap. In order to understand the true details we turn to *ab initio* methods in order to gain understanding into the nature of the bonding process.

For the YbRb and YbCs systems we use the MOLPRO suite of codes [15]. We start at an inter-atomic distance  $R = 25 a_0$  and move in to  $R = 4.8 a_0$ . At  $R=25 a_0$  we perform a self consistent field Hartree-Fock (SCF-HF) calculation on the closed shell Yb-alkali molecular ion system to obtain a starting wave function. We then perform a second SCF-HF on the neutral YbRb molecule followed by a multi-configuration self consistent field calculation (MCSCF) [16, 17]. The MCSCF contains the ground  $X^2\Sigma$  as well as the excited  $a^2\Pi$  and  $b^2\Sigma$  states arising from the alkali  $np$  configurations. This is the starting configuration for the multi reference configuration interaction (MRCI) [18, 19] calculation performed in each molecular symmetry group. We use an active space of  $\{6,3,3,0\}$  with no closed orbitals. We used the Stuttgart basis sets and effective core potentials with core polarization terms for the alkali and Yb. We used the ECP68MDF potential [20] for Yb, ECP36SDF potential for Rb [21, 22] and ECP54SDF potential for Cs [21]. All of the basis sets associated with the ECPs were left uncontracted. The active spaces in the calculations were chosen such that the experimental excitation energy of the alkali was reproduced to within  $50 \text{ cm}^{-1}$ .

The results of the potential calculations are presented

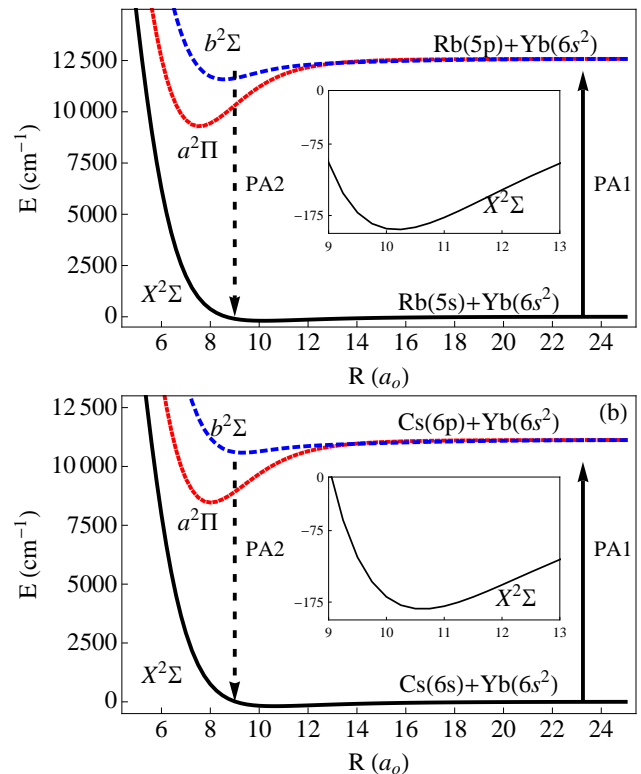


FIG. 1: Potential energy surfaces for the YbRb (a) and YbCs (b) molecules. The ground to excited state energy splitting in the separated limit was optimized to produce the Rb (Cs)  $5(6) s \rightarrow 5(6) p$  transition known experimentally. The arrows indicate the two-color photoassociation route to producing ultracold polar molecules in the ground  $X^2\Sigma$  state.

in Fig. II a and b, for the ground state and the two lowest-lying dipole-allowed excited states in Hund's coupling case (a). The inset is an enlargement of the ground state showing that, while shallow compared to alkali dimer potentials, it is expected to hold bound states. Table I gives the relevant molecular parameters such as bond length, vibrational constant, dissociation energy, and rotation constant. The parameters were obtained by fitting the *ab initio* points to a Morse potential. Both YbCs and YbRb exhibit a large bonding length greater than  $10 a_0$  in the ground  $X^2\Sigma$  state.

In each figure the solid arrow denotes the photoassociation step needed to drive the initial atom pair into an excited state molecule. For YbRb, this step has already been demonstrated experimentally [12]. Also shown as a dashed arrow is the transition necessary to create molecules in the ground electronic, vibrational and rotational state. Depending on which levels can ultimately be accessed in the first photoassociation step, this second transition may not be possible in a single step. The quest to produce ultracold, ground state polar molecules from ultracold atoms is currently a major research are, which has recently seen the production of molecular ground

TABLE I: Molecular parameters for YbRb and YbCs. Bond distance  $r$ , dissociation energy ( $D$ ), vibration constants ( $\omega_e$  and  $\omega_e\chi_e$ ), rotation constants ( $B_e$  and  $D_e$ ), and vibration-rotation mixing constants  $\alpha_e$ .  $r$  is in atomic units while all others are in  $\text{cm}^{-1}$ .

Molecule	$r_e$	$D$	$\omega_e$	$\omega_e\chi_e$	$B_e 10^{-2}$	$D_e 10^{-9}$	$\alpha_e 10^{-4}$
YbRb $X^2\Sigma$	10.22	194	12.6	0.21	0.99	24	1.65
YbRb $a^2\Pi$	7.44	3380	66.4	0.33	1.86	5.9	1.00
YbRb $b^2\Sigma$	8.52	942	36.0	0.34	1.42	8.8	1.32
YbCs $X^2\Sigma$	10.69	182	9.9	0.13	0.69	14	0.99
YbCs $a^2\Pi$	7.91	2710	50.9	0.24	1.27	3.2	0.63
YbCs $b^2\Sigma$	9.41	490	20.9	0.22	0.90	6.6	0.92

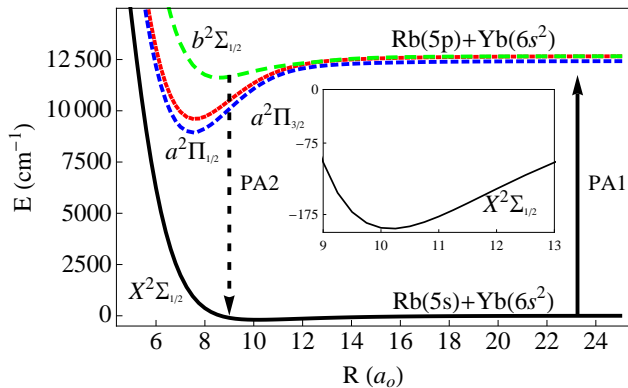


FIG. 2: YbRb potential energy curves with spin-orbit effects included. The effective core potential ECP36SDF was modified to produce the  $5p^2P_{1/2} \rightarrow 5p^2P_{3/2}$  energy splitting of Rb. The arrows indicate the two-color photoassociation route.

states[23, 24].

As is expected for molecules with large bond lengths and shallow wells, the bond is fairly covalent in the ground state. There is modest charge transfer from the alkali to Yb. At the potential minima, Cs does allow more charge to transfer to Yb than Rb, though both atoms yield very little in Yb's presence. The excited  $a^2\Pi$  state of both YbRb and YbCs contains a far shorter bond length as well as a deeper well. This is due to the easier nature of polarizing the the  $5(6)p$  state of Rb (Cs).

In order to obtain a higher level of accuracy in describing the excited  $a^2\Pi$  state, we included the effects of spin-orbit coupling in the *ab initio* calculations. We then modified our long range potential to match the experimentally determined  $C_6$  coefficient measured by [12]. Fig. II gives the potentials with spin-orbit terms applied throughout. The spin-orbit terms of the ECP36SDF effective core potential of the Stuttgart group were modified so as to produce the  $5p^2P_{1/2} \rightarrow 5p^2P_{3/2}$  energy splitting of the Rb atom to within a few  $\text{cm}^{-1}$ . The  $X^2\Sigma_{1/2}$  state is fairly unaffected by the presence of the spin-orbit terms; this is due to the large electronic energy separation of the ground and excited electronic states. There are now 3 excited states since the  $^2\Pi$  states splits into

TABLE II: Molecular parameters for YbRb including spin-orbital effects. Bond distance  $r$ , dissociation energy ( $D$ ), vibration constants ( $\omega_e$  and  $\omega_e\chi_e$ ), rotation constants ( $B_e$  and  $D_e$ ), and vibration-rotation mixing constant  $\alpha_e$  are all determined from the Morse potential parameter.  $r$  is in atomic units while all others are in  $\text{cm}^{-1}$ .

Molecule	$r_e$	$D$	$\omega_e$	$\omega_e\chi_e$	$B_e 10^{-2}$	$D_e 10^{-9}$	$\alpha_e 10^{-4}$
YbRb $X^2\Sigma_{1/2}$	10.23	193	12.4	0.20	0.99	25	1.64
YbRb $a^2\Pi_{1/2}$	7.39	3590	70.9	0.35	1.89	5.4	1.00
YbRb $a^2\Pi_{3/2}$	7.52	3120	65.4	0.34	1.83	5.7	1.02
YbRb $b^2\Sigma_{1/2}$	8.58	1026	33.9	0.28	1.40	9.6	1.20

two surfaces, one where the electronic spin lies parallel and anti-parallel to the electronic orbital angular momentum. In addition, at large separations of about  $11 a_0$  there is an avoided crossing between the the  $a^2\Pi_{1/2}$  and the  $b^2\Sigma_{1/2}$  states due to the spin-orbit interaction. This changes the outer wall behavior of both states.

We again fit the *ab initio* points to a Morse potential in order to obtain the spectroscopic parameters describing the states of interest — see Table II. There is very little change in the parameters for the  $X^2\Sigma_{1/2}$  state. The excited  $a^2\Pi_{1/2}$  state has a slightly smaller bond length but larger well depth while the the  $a^2\Pi_{3/2}$  state has a longer bond length and smaller well depth compared to the  $a^2\Pi$  state in the previous calculation.

### III. ALKALINE EARTH-YTTERBIUM MOLECULAR IONS

In addition to the neutral molecules considered in the previous section, we can also consider their iso-electronic cation partners YbSr<sup>+</sup> and YbBa<sup>+</sup>. These offer intriguing possibilities for an EDM experiment in a stable ion trap, as has been recently proposed [25]. Another possibility is to arrange the molecular ions into an optical lattice. In addition, replacing the alkali atoms with alkaline earths afford the possibility of isotopomers with zero nuclear spin on both atoms, thus greatly simplifying their spectroscopy.

We performed a SCF-HF followed by an MCSCF [16, 17] calculation on the neutral and ionic species of the alkaline earth-Yb separated atoms. Once again the Stuttgart basis set and effective core potential (ECP) ECP68MDF were used to describe the Yb [20] atom while the ECP36SDF and ECP54SDF [22] basis set and ECP were used to describe the Sr and Ba atoms respectively. Core polarization potentials were included. In the neutral molecule we accounted for the  $X^1\Sigma$ ,  $A^3\Pi$ ,  $B^3\Sigma$ ,  $a^1\Pi$  and  $b^1\Sigma$  electronic states. In the ionic state we kept the three lowest  $^2\Sigma$  states and the  $^2\Pi$  state. The final step in the calculations involved performing an MRCI [18, 19] calculation on each spin multiplicity and group symmetry. The potential energy surfaces are presented in Figs. III a and b. The upper (lower) set of curves in

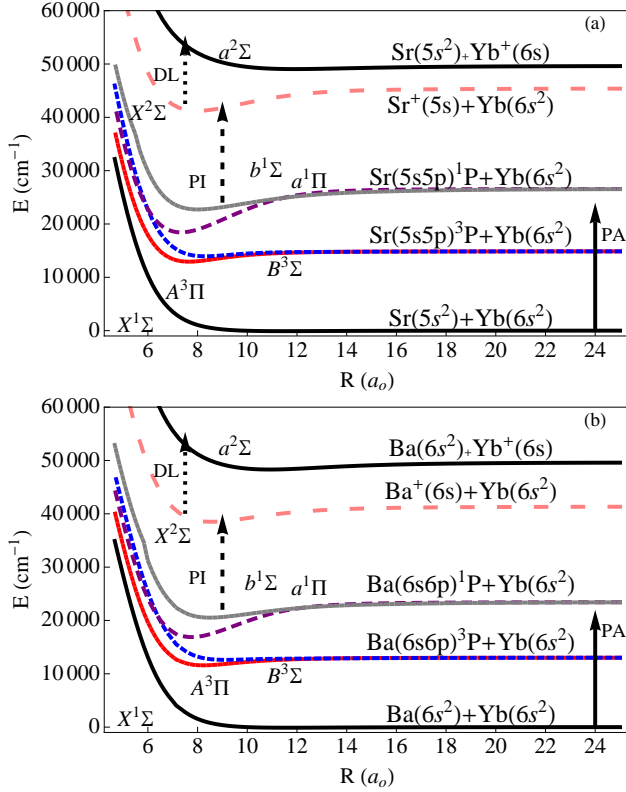


FIG. 3: Potential energy surfaces for the YbSr (a) and YbBa (b) molecules in their neutral (lower set of curves) and ionic (upper set of curves) states. The ground neutral state to the ground ionic state energy splitting in the separated limit was optimized to produce the ionization levels known experimentally. The arrows indicate the photo-association (solid arrow), photo-ionization (medium dashed arrow) and proposed dissociation pulse in the eEDM search (short dashed arrow).

each panel are the ionic (neutral) molecules.

A possible route to make the molecular ions is presented in Fig. III. By driving near the alkaline earth  $^1S \rightarrow ^1P$  transition, one can photo-associate molecules into a high-lying vibrational level of the  $^1\Pi$  (or  $^1\Sigma$ ) state (solid arrow). From this state a photoionization pulse to the  $X^2\Sigma$  state of the molecular ion should produce molecules in the electronic state of interest for an eEDM experiment (long dashed potential in the upper portion of each panel in Figs. III a and b).

A typical Ramsey experiment would measure the energy difference between two levels with differing angular momentum projections  $M_s$  referred to a laboratory magnetic field. The measurement consists of the time-varying population of one of these states. To measure this, one could drive the molecule to the purely repulsive  $a^2\Sigma$  state (dotted line), which dissociates into the alkaline earth  $ns$  and  $\text{Yb}^+ 6s$  atomic states. If the dissociation laser were polarized to drive only one  $M_s$  state, then efficient detection of the  $\text{Yb}^+$  ions serves as a high signal-to-noise detection.

TABLE III: Molecular parameters for YbSr and YbBa. Bond distance  $r$ , dissociation energy ( $D$ ), vibration constants ( $\omega_e$  and  $\omega_e x_e$ ), rotation constants ( $B_e$  and  $D_e$ ), and vibration-rotation mixing constant  $\alpha_e$  are all determined from the Morse potential parameter.  $r$  is in atomic units while all others are in  $\text{cm}^{-1}$ .

Molecule	$r_e$	$D$	$\omega_e$	$\omega_e x_e$	$B_e 10^{-2}$	$D_e 10^{-9}$	$\alpha_e 10^{-4}$
YbSr $X^1\Sigma$	11.42	94	8.6	0.19	0.78	26	1.72
YbSr $a^1\Pi$	7.30	8460	94.0	0.26	1.98	3.2	0.63
YbSr $^+$ $X^2\Sigma$	7.94	4230	61.5	0.22	1.62	4.5	0.70
YbBa $X^1\Sigma$	11.64	112	7.86	0.14	0.57	12	0.98
YbBa $a^1\Pi$	7.67	6765	73.4	0.20	1.32	1.7	0.41
YbBa $^+$ $X^2\Sigma$	8.50	2810	42.8	0.16	1.08	2.7	0.47

This potential energy surfaces of the alkaline earth-Yb ionic molecules are markedly different from the neutral species of alkali-Yb systems. First, the bond distance is reduced to around 8  $a_0$  and the well depth increased by an order of magnitude. Physically, this is easy to understand. The Sr and Ba ions (in the separated limit) are very willing to accept an electron, hence they have a tendency to take an electron from the neutral Yb atom. Thus, charge is transferred from the Yb atom to the alkaline earth ion and a fairly ionic bond is formed.

The second surface in the ion is the  $a^2\Sigma$  state, which is repulsive above the equilibrium bond length of the  $X^2\Sigma$ .  $\text{YbBa}^+$  is deeper than  $\text{YbSr}^+$ , however the dissociation laser (DL) should still be able to drive the ground state to an unbound state of the system due to the rather large bond length of the  $a^2\Sigma$  state in the molecular ions. In this electronic state there is little charge transfer. This seems counter-intuitive since one might expect that Yb ion to easily take an electron from the alkaline earth neutral. However, this state is more closely akin to the ungerade states of homonuclear molecules. In this instance, at the bond length of the  $X^2\Sigma$  molecule, the configuration is a combination of two molecular orbitals, one of  $\text{Ba}(6s^1)\text{-Yb}(6s^2)$  and the other of  $\text{Ba}(6s^2)\text{-Yb}(6s^1)$  atomic configurations. The excited state is the orthogonal combination. The ground state has distribution favorable to a deep bond whereas the excited state does not.

Table III gives the molecular parameters for a few states of interest in the YbSr and YbBa systems. Once again, we fit the tabulated points from the *ab initio* calculations to a Morse potential.

#### IV. EFFECTIVE ELECTRIC FIELD CALCULATION

The effective electric field is defined by the energy shift incurred by the EDM Hamiltonian  $H_{\text{edm}}$  acting on a putative electric dipole moment  $d_e$ . We have previously detailed a perturbative method for estimating the effective electric field to within  $\sim 25\%$  based on our non-relativistic molecular orbitals [13, 26], following the work in [3]. The basic idea is that we can separate the calcu-

lation into an analytic and numeric piece via (in atomic units)

$$\mathcal{E}_{\text{eff}} = \frac{\langle \Psi_{\text{mol}} | H_{\text{edm}} | \Psi_{\text{mol}} \rangle}{d_e} = \frac{4\sigma}{\sqrt{3}} \epsilon_s \epsilon_p \Gamma_{\text{rel}} Z, \quad (1)$$

where  $\Gamma_{\text{rel}}$  is a relativistic factor that depends on the atomic properties and is given by an analytic expression.  $\sigma = 1/2$  is the electron projection on the molecular axis.  $Z$  is the number of protons in the heavy atom. The values of  $\epsilon_s$  and  $\epsilon_p$  represent the amount of  $s$ - and  $p$ -atomic orbitals contained in the relevant molecular orbital, and are obtained from non-relativistic electronic structure calculations.

The estimate in the cases studied in [13, 26] was for systems with one heavy atom and one light atom. Therefore, the dominant contribution to  $\mathcal{E}_{\text{eff}}$  arises from the heavy atom. This is because the relativistic factor  $\Gamma_{\text{rel}}$  scales as  $Z^2$  thus the effective electric field  $\mathcal{E}_{\text{eff}}$  scales as  $Z^3$ . In the examples we are considering here, both atoms contribute since they are of similar size, hence similar  $Z$ . Therefore, it should be expected that the electron experiences an average effective electric field from both atoms.

Since  $\Gamma_{\text{rel}}$  depends on the atomic properties of the atom considered, we break the two contributions up by expanding our molecular wave function as follows:

$$|\Psi_{\text{mol}}\rangle = \epsilon_{s,A} |A\ s\rangle + \epsilon_{p,A} |A\ p\rangle + \epsilon_{s,Yb} |Yb\ s\rangle + \epsilon_{p,Yb} |Yb\ p\rangle, \quad (2)$$

and verified the condition  $\langle \Psi_{\text{mol}} | \Psi_{\text{mol}} \rangle = 1$  at all times in the calculation. The subscript A refers to either an alkali or alkaline earth atom. With this wave function we can calculate the quantity  $\mathcal{E}_{\text{eff}}$  via

$$\begin{aligned} \mathcal{E}_{\text{eff}} &= \frac{\langle \Psi_{\text{mol}} | H_{\text{edm}} | \Psi_{\text{mol}} \rangle}{d_e} \\ &= \mathcal{E}_{\text{eff},A} + \mathcal{E}_{\text{eff},Yb}. \end{aligned} \quad (3)$$

The only surviving terms are  $\langle A, s | H_{\text{edm}} | A, p \rangle$  and  $\langle Yb, s | H_{\text{edm}} | Yb, p \rangle$  and so the contributions from each atom simply add. The terms are individually calculated via the methods described in [13, 26]. Since each term has an uncertainty of 25% associated with it, and because these errors are not completely random, we report that these current estimates are 50% certain.

One thing we discover in the *ab initio* calculations is that there are two large contributions to the overall molecular orbital. These configurations are different  $s$ -atomic orbitals from each atom. We find that these two configurations are  $|\Psi_1\rangle = |\sigma_2^1 \sigma_3^0\rangle$  and  $|\Psi_2\rangle = |\sigma_2^0 \sigma_3^1\rangle$  for two different molecular orbitals  $\sigma_2$  and  $\sigma_3$ . If we make the approximation that these two configurations are all that matter, we can write the total molecular wave function as

$$|\Psi_{\text{tot}}\rangle = c_1 |\Psi_1\rangle + c_2 |\Psi_2\rangle, \quad (4)$$

where  $c_1$  and  $c_2$  are the MRCI coefficients. Ideally,  $c_1^2 + c_2^2$  would be unity. However, since other configurations also

TABLE IV: Effective electric field estimates for YbRb, YbCs, YbSr<sup>+</sup>, and YbBa<sup>+</sup> in GV/cm. Also presented are the molecular electric dipole moments (Debye) and the critical field for polarizing the molecules (kV/cm).

Molecule	$\mathcal{E}_{\text{eff}}$	$\mathcal{E}_{\text{eff}}(\text{\AA})$	$\mathcal{E}_{\text{eff}}(\text{Yb})$	$d_m$	$\mathcal{E}_{\text{pol}}$
YbRb $X^2\Sigma$	1.6	0.45	1.15	0.21	5.5
YbCs $X^2\Sigma$	2.3	1.42	0.88	0.24	3.5
YbSr <sup>+</sup> $X^2\Sigma$	31.5	10.6	21.9	5.1	0.38
YbBa <sup>+</sup> $X^2\Sigma$	24.0	12.6	11.4	5.1	0.25

contribute the sum  $c_1^2 + c_2^2$  is approximately 0.95 in all the cases considered.

The total  $s$  and  $p$  contribution from one of the atoms is given by the weighted sum (weighted by the MRCI coefficients) of the individual  $s$ - and  $p$ -atomic orbitals as follows:

$$|\psi_{A,s}\rangle = c_1 \sum_{j=1}^k \alpha_j g_j + c_2 \sum_{j=1}^k \beta_j g_j. \quad (5)$$

In the above  $g_j$  is a Gaussian centered on atom A having  $s$ -wave characteristics. The coefficients  $\alpha_j$  and  $\beta_j$  describe the relative contributions of each Gaussian  $g_j$  to the molecular orbital.  $c_1$  and  $c_2$  are the same MRCI coefficients from the molecular orbital calculation. We can now define the  $\epsilon_{s,A}$  from atom A as [13, 26]

$$\epsilon_{s,A} = \frac{\langle \psi_{A,s} | \tilde{\Psi}_{\text{tot}} \rangle}{\langle \psi_{A,s} | \psi_{A,s} \rangle}. \quad (6)$$

Similar definitions describe  $\epsilon_{p,A}$ ,  $\epsilon_{s,Yb}$ , and  $\epsilon_{p,Yb}$ . The results of the calculation are presented in Table IV.

In Table IV we have separated out the contributions from both atoms individually. It is apparent that both atoms contribute to the size of the effective electric field and with the same sign. We interpret this as both atoms inducing an energy shift ( $-\vec{d}_e \cdot \vec{\mathcal{E}}$ ) in the same direction. In addition, we see that the effective electric field of YbRb and YbCs systems makes them an attractive alternative to experiments on the solitary atoms since for smaller applied electric fields one has a far larger effective electric field with which to probe the eEDM.

These molecules offer alternatives to performing the experiments on Rb and Cs or Sr<sup>+</sup> and Ba<sup>+</sup> alone. In the atoms, the amount of enhancement depends upon the applied field  $\mathcal{E}_{\text{app}}$  [3]. In molecules, this is not the case provided they are polarized. However, polarizing these molecules is not as easy to do as in the case of  $^3\Delta_1$  molecules discussed in [13, 26]. Yet, the effective electric field that can be attained is larger than the enhanced field of the atoms alone [3]. Therefore, with the recent advances in producing cold molecules, these systems offer very intriguing and viable alternative routes to probe for the electron EDM.

## V. CONCLUSIONS

We have considered a new class of  $^2\Sigma$  molecules that offer some advantages and drawbacks to current polar molecule electron EDM searches. This type of molecule is formed from ultracold atoms so that the ground state molecules are also ultracold, leading to the possibility of longer coherence times. We have considered YbRb (1.6 GV/cm), YbCs (2.3 GV/cm), YbSr<sup>+</sup> (31.5 GV/cm) and YbBa<sup>+</sup> (24.0 GV/cm).

YbRb and YbCs can be polarized in somewhat modest fields and thereby are intriguing inasmuch as they offer some enhancement over searching for the eEDM in the alkali atom alone. The molecular ions YbSr<sup>+</sup> and YbBa<sup>+</sup>

have many useful attributes, chief of which is the large value of  $\mathcal{E}_{\text{eff}}$ . However, the field required to polarize these molecules is rather large for an ion trap. Thus, the use of an optical lattice may be more practical for holding these ions for a long period of time without having to rotate an applied electric field on the order of 1 kV/cm.

## Acknowledgments

We wish to acknowledge D. DeMille for bringing Yb-containing molecules to our attention, and the NSF for financial support.

- 
- [1] J. J. Hudson, B. E. Sauer, M. R. Tarbutt, and E. A. Hinds. *Phys. Rev. Lett.*, 89:023003, 2002.
  - [2] N. E. Shafer-Ray. *Phys. Rev. A*, 73:034102, 2006.
  - [3] I. B. Khriplovich and S. K. Lamoreaux. *CP Violation without Strangeness*. Springer-Verlag, 1997.
  - [4] H. S. Nataraj, B. K. Shoo, B. P. Das, and D. Mukherjee. *Phys. Rev. Lett.*, 101:033002, 2008.
  - [5] D. S. Weiss, F. Fang, and J. Chen. *Bull. Am. Phys. Soc.*, J1008, 2003.
  - [6] J. M. Amini, Jr. C. T. Munger, and H. Gould. *Phys. Rev. A*, 75:063416, 2007.
  - [7] P. G. Sandars and E. Lipworth. *Phys. Rev. Lett.*, 13:718, 1964.
  - [8] M. G. Kozlov, A. V. Titov, N. S. Mosyagin, and P. V. Souchko. *Phys. Rev. A*, 56:R3326, 1997.
  - [9] Y. Takasu and *et. al.* *Phys. Rev. Lett.*, 90:023003, 2003.
  - [10] S. De and *et. al.* *Phys. Rev. A*, 79:041402, 2009.
  - [11] X. Y. Xu and *et. al.* *J. Opt. Soc. Am. B*, 20:968, 2003.
  - [12] N. Nemitz, F. Baumer, F. Münchow, S. Tassy, and A. Görlitz. *arXiv:0801.0852*, 2008.
  - [13] E. R. Meyer and J. L. Bohn. *Phys. Rev. A*, 78:010502, 2008.
  - [14] H. J. Metcalf and P. van der Straten. *Laser Cooling and Trapping*. Springer-Verlag, 1999.
  - [15] H. J. Werner, P. J. Knowles, R. Lindh, F. R. Manby, M. Schütz, et al. Molpro, version 2008.1, a package of *ab initio* programs, 2003. see <http://www.molpro.net>.
  - [16] H.-J. Werner and P. J. Knowles. *J. Chem. Phys.*, 82:5053, 1985.
  - [17] P. J. Knowles and H.-J. Werner. *Chem. Phys. Lett.*, 115:259, 1985.
  - [18] H.-J. Werner and P. J. Knowles. *J. Chem. Phys.*, 89:5803, 1985.
  - [19] P. J. Knowles and H.-J. Werner. *Chem. Phys. Lett.*, 145:514, 1985.
  - [20] Y. Wang and M. Dolg. *Theor. Chem. Acc.*, 100:124, 1998.
  - [21] L. v. Szentpaly, P. Fuentealba, H. Preuss, and H. Stoll. *Chem. Phys. Lett.*, 93:555, 1982.
  - [22] P. Fuentealba, H. Stoll, L. v. Szentpaly, P. Schwerdtfeger, and H. Preuss. *J. Phys. B*, 16:L323, 1983.
  - [23] K.-K. Ni, S. Ospelkaus, A. Pe'er M. H. G. de Miranda, B. Neyenhuis, J. J. Zirbel, S. Kotochigova, P. S. Julienne, D. S. Jin, and J. Ye. *Science*, 322(5899):231–235, 2008.
  - [24] E. R. Hudson, N. B. Gilfoy, S. Kotochigova, J. M. Sage, and D. DeMille. *Phys. Rev. Lett.*, 100:203201, 2008.
  - [25] R. Stutz and E. A. Cornell. *Bull. Am. Phys. Soc.*, 2004.
  - [26] E. R. Meyer, M. P. Deskevich, and J. L. Bohn. *Phys. Rev. A*, 73:062108, 2006.