

Period-Luminosity Relation for Type II Cepheids

Noriyuki Matsunaga*, Michael W. Feast^{†,**} and John W. Menzies**

**Institute of Astronomy, University of Tokyo; JSPS Research Fellow*

[†]*Department of Astronomy, University of Cape Town*

***South African Astronomical Observatory*

Abstract. We have estimated JHK_s magnitudes corrected to mean intensity for LMC type II Cepheids found in the OGLE-III survey. Period-luminosity relations (PLRs) are derived in JHK_s as well as in a reddening-free VI parameter. The BL Her stars ($P < 4$ d) and the W Vir stars ($P = 4$ to 20 d) are co-linear in these PLRs. The slopes of the infrared relations agree with those found previously for type II Cepheids in globular clusters within the uncertainties. Using the pulsation parallaxes of V553 Cen and SW Tau, the data lead to an LMC modulus of 18.46 ± 0.10 mag, uncorrected for any metallicity effects. We have now established the PLR of type II Cepheids as a distance indicator by confirming that (almost) the same PLR satisfies the distributions in the PL diagram of type II Cepheids in (at least) two different systems, i.e. the LMC and Galactic globular clusters, and by calibrating the zero point of the PLR. RV Tau stars in the LMC, as a group, are not co-linear with the shorter-period type II Cepheids in the infrared PLRs in marked contrast to such stars in globular clusters. We note differences in period distribution and infrared colors for RV Tau stars in the LMC, globular clusters and Galactic field. We also compare the PLR of type II Cepheids with that of classical Cepheids.

Keywords: Cepheid, Magellanic Clouds, distance

PACS: <Replace this text with PACS numbers; choose from this list: <http://www.aip.org/pacs/index.html>>

INTRODUCTION

Type II Cepheids (CephIIs) have periods in the same range as classical Cepheids but are lower-mass stars belonging to disk and halo populations. In 2006, we showed that CephIIs in globular clusters defined narrow period-luminosity relations (PLRs) in the near-infrared bands, JHK_s [1]. This suggests that these stars may be useful distance indicators for pop. II stellar systems. Pulsation parallaxes of Galactic CephIIs were used by Feast and collaborators to calibrate these cluster PLRs and to discuss the distances of the LMC and the Galactic Center [2]. Recently, the OGLE-III survey team catalogued 197 CephIIs in the LMC, confirming their clear PLR in visible [3]. In this contribution, we discuss near-IR observations of these CephIIs and their PLR. We also make a direct comparison between this PLR and that of classical Cepheids.

SAMPLE AND DATA ANALYSIS

We searched for near-IR counterparts of the LMC CephIIs [3] in the IRSF catalogue for the LMC [4]. This is a point-source catalogue in the JHK_s bands obtained with the 1.4-m IRSF telescope and SIRIUS camera based at SAAO, Sutherland, South Africa. We found matches for 188 CephIIs with a tolerance of $0.5''$. Based on notes given by [3], we omitted several stars, e.g. those blended with other stars and those showing eclipses, from the fol-

lowing discussion regarding the PLR. Since the OGLE-III catalogue [3] gives periods and dates of maximum in I , we can derive the phases of the single JHK_s observations. Assuming that the light curves in the near-IR bands are similar to those in I , we obtained an estimate of the mean (phase-corrected) magnitude in each IR band. We confirmed the validity of this method by using the data for CephIIs which have two IRSF measurements observed within two neighboring frames (see [5] for details).

PERIOD-LUMINOSITY RELATION

Fig. 1 plots the phase-corrected K_s magnitudes against $\log P$ for the LMC CephIIs. It is evident that the RV Tau stars do not continue the linear PLRs to longer periods, so that they are not included in fitting the PLR. The slopes of the PLR do not differ significantly from those found by [1] for CephIIs in globular clusters. The scatters around the linear solutions are compatible with those of the PLRs for the cluster variables.

There are two Galactic BL Her stars with known pulsation parallaxes: V553 Cen ($\log P = 0.314$) and SW Tau ($\log P = 0.200$) [2]. Using the data of tables 4 and 5 of [2], we can calibrate the zero-points of the PLRs and hence estimate the modulus of the LMC, 18.46 ± 0.1 mag without any metallicity correction. This agrees well with those derived from classical Cepheids with trigonometrical parallaxes by [6] and [7]. These authors found

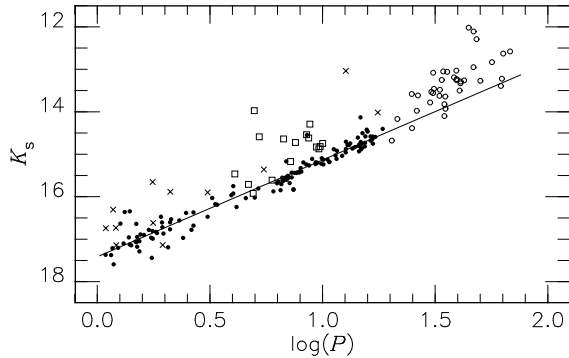


FIGURE 1. Period-magnitude relation of Cepheids in the LMC. The phase-corrected K_s magnitudes are plotted against periods. Filled circles indicate BL Her and W Vir stars used to solve the PLRs while crosses indicate those excluded, open squares peculiar W Vir stars, and open circles RV Tau stars.

18.52 ± 0.03 from a PL(W) relation and 18.47 ± 0.03 from a PL(K_s) relation again without metallicity corrections.

In the course of our work we found an important implication for κ Pav. This star ($\log P = 0.959$) has long been thought of as probably the nearest Cepheid and hence a prime candidate for fixing the distance scale for these objects. However, its pulsation parallax [2] leads to a distance modulus of 6.55 ± 0.07 mag placing it well above the PLRs in the optical and near-IR and in the region of the peculiar W Vir stars which was identified by S08. Further evidence that κ Pav belongs to the peculiar W Vir class is given by its color. Its intrinsic color, $(V - I)_0 = 0.66$, is bluer than normal Cepheids of this period (W Vir stars) and similar to peculiar W Vir stars. This classification is supported by its light curve. In addition, Hipparcos astrometry suggests the existence of peculiar W Vir stars are binaries (see [2]).

RV TAU VARIABLES

RV Tau stars in the LMC ($1.3 < \log P < 1.8$) do not lie on a linear extension of the PLRs defined by shorter-period Cepheids (Fig. 1). Cepheids in globular clusters in this period range, in contrast, are co-linear with the shorter-period stars in JHK_s PL diagrams. In the color-color diagram (Fig. 2), the LMC stars with significant K_s excesses lie at $(H - K_s) \sim 0.6$ mag. Most of the others lie relatively close to the intrinsic line taken from [8]. Galactic RV Tau stars from [9], triangles in Fig. 2, show a rather dispersed distribution; their $J - H$ colors range from 0.1 to 0.7 mag. While there may be some overlap between the three populations, in general they form distinctly different groupings. In Fig. 3, we plot period histograms for Cepheids in the LMC (top) and globular clusters (bottom).

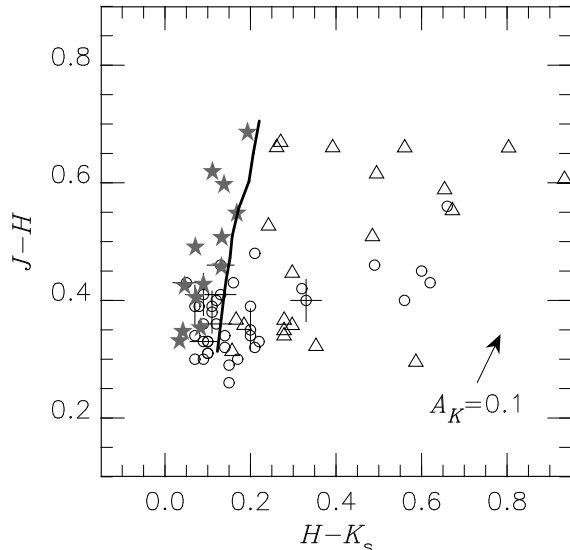


FIGURE 2. Color-color diagram for RV Tau stars. Those in the LMC are indicated by open circles, while those in globular clusters are by star symbols. The triangles indicates Galactic field RV stars from [9]. Error bars are drawn for the LMC objects only if an uncertainty significantly exceeds the size of the symbols. The thick curve is the loci of local giants [8].

For $P > 20$ days, the cluster variables seem simply the long-period tail of the distribution of W Vir stars whereas in the LMC there is a distinct population at these periods. RV Tau stars are apparently a heterogeneous group and further work is required to investigate this.

COMPARISON WITH THE PLR OF CLASSICAL CEPHEIDS

Since the OGLE-III project has discovered a sizable number of Cepheids and classical Cepheids, their PLRs can be compared directly based on a homogeneous dataset (the OGLE-III optical data and the IRSF near-IR data). We plot the K_s PLRs of both classical Cepheids and Cepheids in Fig. 4. It has long been known that the Cepheids are fainter than classical Cepheids of the same period. It has long been known that the Cepheids are fainter than classical Cepheids of the same period. Fig. 4 also illustrates their different PLR slopes. These slopes are related to the mass distributions of both groups of variables. For the classical Cepheids, mass increases with period while the masses of the Cepheids are almost constant with period [1]. It is also interesting that there is a clear sequence of overtone pulsators for classical Cepheids which has not been seen for Cepheids.

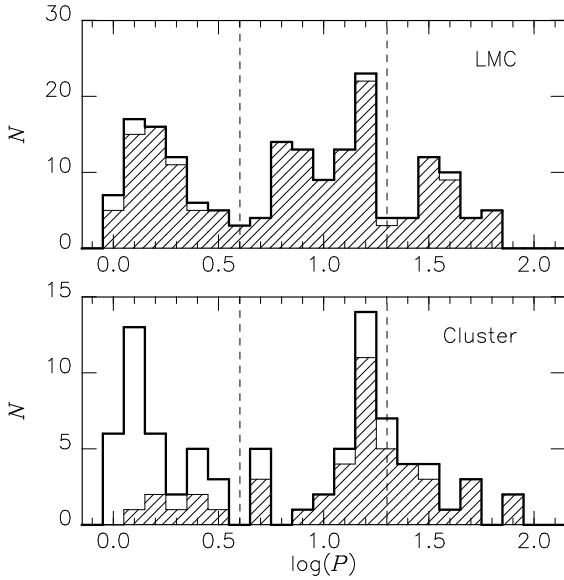


FIGURE 3. Histograms of periods for the Cepheids: the top panel is for the LMC objects from [3] and the lower panel is for those in globular clusters from a combined catalogue of [1] and [10]. The hatched areas indicate the period distribution of the objects whose near-infrared magnitudes are discussed in this study. Vertical lines indicate period the divisions adopted by [3].

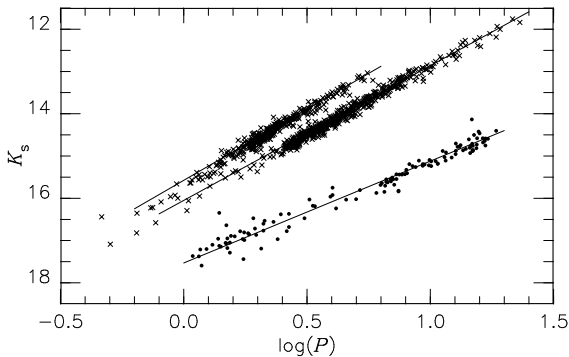


FIGURE 4. PLRs of Cepheids (points) and classical Cepheids (crosses, data taken from [12]).

SUMMARY

We obtained PLRs in phase-corrected JHK_s magnitudes for a combined set of BL Her and W Vir stars in the LMC. They have slopes consistent with those found previously in globular clusters. The zero-point of the PLR is also determined based on nearby Cepheids with pulsation parallaxes. These has led to the establishment of the PLR of Cepheids as a distance indicator, which will be a useful tool for investigating old stellar systems. Since observational information for Cepheids is gradually accumulated in a comprehensive way, e.g. [1] and [3], a the-

oretical effort to explain the recent observational results for Cepheids is highly desired.

ACKNOWLEDGMENTS

NM acknowledges that a part of the travel expense to Santa Fe was supported by Hayakawa Yukio Fund operated by the Astronomical Society of Japan.

REFERENCES

1. Matsunaga N. et al., 2006, MNRAS, 370, 1979
2. Feast M. W., et al., 2008, MNRAS, 386, 2115
3. Soszyński I. et al., 2008, Acta Astron., 58, 293
4. Kato et al. 2007, PASJ, 59, 615
5. Matsunaga N. et al., 2009, MNRAS, 397, 933
6. van Leeuwen F. et al., 2007, MNRAS, 379, 723
7. Benedict G. F. et al., 2007, AJ, 133, 1810
8. Bessell M. S., Brett J. M., 1988, PASP, 100, 1134
9. Lloyd Evans T., 1985, MNRAS, 217, 493
10. Pritzl B. J., et al., 2003, AJ, 126, 1381
11. Baade W., 1956, PASP, 68, 5
12. Ita et al., 2004, MNRAS, 353, 705