

Photon Physics in ALICE

Yuri Kharlov^a and Dmitri Peressounko^b for the ALICE collaboration

^a*IHEP, Pobeda str., 1, Protvino, 142281, Russia*

^b*RRC "Kurchatov Institute", Kurchatov sq.,1, Moscow, 123128, Russia*

Abstract

We give an overview of photon physics which will be studied by the ALICE experiment in proton-proton and heavy ion collisions at LHC. We compare properties of ALICE photon detectors and estimate their ability to measure neutral meson and direct photon spectra as well as gamma-hadron and gamma-jet correlations in pp and Pb+Pb collisions.

1. Physics of photons

Almost any topic of the physics of heavy ion collisions can be explored using photons. Decay photons can be used to measure spectra, flow, nuclear modification factors and more complicated observables of neutral mesons: π^0 , η and ω mesons. Direct photons provide possibility to explore the initial state of a collision and evolution of the fireball through the thermal emission. Separation of isolated and inclusive direct photons provides the possibility to evaluate contributions of different processes of direct photon emission and to look at modification of jets in the medium. Finally constructing the photon-hadron and photon-jet correlations one can produce parton fragmentation functions and study their modifications in medium. All these topics are well developed now and widely presented in this conference, see e.g reviews of PHENIX and STAR results [1].

2. Alice setup

ALICE has an excellent possibility to explore all variety of signals in heavy ion collisions. In addition to an advanced tracking system, ALICE includes 2 electromagnetic calorimeters: PHOTon Spectrometer (PHOS) and EMCAL. The PHOS is a calorimeter with very fine granularity and high energy and position resolutions. Its primary goal is a precise measurement of the low and medium energy π^0 and direct photons, however, it is able to measure photons with energies up to 100 GeV. The second calorimeter, EMCAL, installed back-to-back to PHOS, is concentrated on the measurement of hard photons and jets. It has a larger acceptance but coarser granularity and a moderate energy resolution. In addition to these calorimeters, photons in ALICE can be measured via their conversion in the central tracking system. This method has a rather low efficiency, which is compensated to a large extent by a large acceptance of the ALICE tracking system, so that the product acceptance \times efficiency for the π^0 detection is only 20 times smaller than that for the PHOS.

Comparison of the energy and position resolutions of ALICE photon detectors is presented in Table 1. The PHOS and the central tracking system provide comparable energy and angular resolutions somewhat better than those of the EMCAL. The best way to compare resolutions of

Table 1: Comparison of the properties of the ALICE photon detectors.

	PHOS	EMCAL	conversion
σ_E/E (%)	$\sqrt{(1.3/E)^2 + 3.3^2/E + 1.12^2}$	$\sqrt{(11.3/E)^2 + 1.7^2/E + 4.8^2}$	2
σ_x (mm)	$\sqrt{3.26^2/E + 0.44}$	$1.5 + 5.3/\sqrt{E}$	~ 1
$\sigma_\pi^{1 < p_t < 2 \text{ GeV}/c}$ (MeV)	5.5	16	3.3
Accept., $\Delta\phi \times \Delta\eta$	$100^\circ \times 0.25$	$100^\circ \times 1.4$	$2\pi \times 1.8$

calorimeters is to look at the width of the π^0 peak. We present the widths we expect at $1 < p_t < 2$ GeV/c in pp collisions in Table 1. For the PHOS and the conversion method the widths are comparable, while for the EMCAL the width is ~ 3 times larger. So the ALICE incorporates 3 photon detectors providing comparable resolutions. All three use different experimental techniques which result in different systematic errors and insure a good cross-check of the results.

3. Measurement of the neutral meson and direct photon spectra

There are 2 methods of detection of π^0 through its decay $\pi^0 \rightarrow 2\gamma$ in a calorimeter: at low p_t the decay photons are well separated and can be detected as two independent clusters so that invariant mass analysis can be applied. This method works for the EMCAL up to $p_t \sim 10 - 20$ GeV/c and for the PHOS up to $p_t \sim 30 - 50$ GeV/c. At higher momenta the photon clusters start to merge, and the invariant mass analysis can not be applied. However, high- p_t π^0 's produce non-spherical clusters which allows to identify them via a shower shape analysis. With this method one can distinguish π^0 and γ in the EMCAL up to $p_t \sim 30$ GeV/c [2] and in the PHOS up to $p_t \sim 80$ GeV/c [3]. For the heavier mesons, η and ω , the p_t scales are moved accordingly to the increased masses. Therefore the main concern in the measurement of the neutral meson spectrum in pp collisions is a limited statistics.

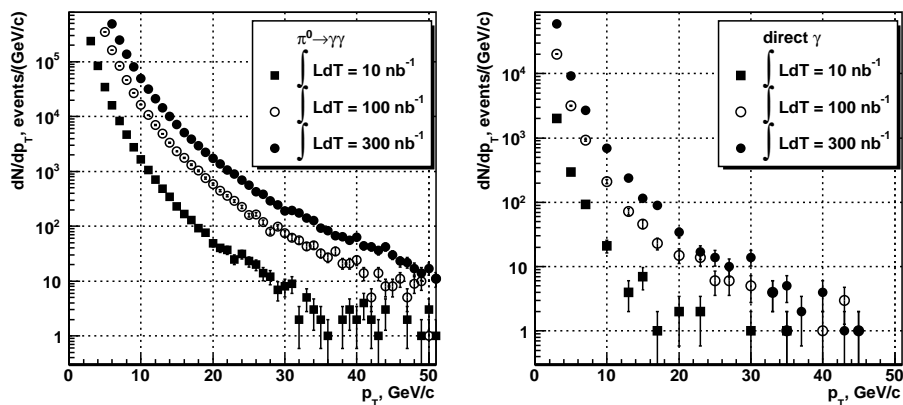


Figure 1: The number of π^0 (left) and direct photons (right) registered in PHOS in pp collisions at $\sqrt{s} = 10$ TeV for several values of the integrated luminosity corresponding to different scenarios of the first LHC run.

To increase collected statistics at high p_t , both the PHOS and the EMCAL define high p_t triggers on energy deposited in 2×2 or 4×4 tiles. The transition Radiation Detector (TRD) in-

investigates the possibility to define a trigger on a hard converted photon using e^+e^- pair with high p_t and small opening angle. Applying these triggers we will increase the integrated luminosity, collected in the first ALICE pp run from $\int L = 10 \text{ nb}^{-1}$ (ALICE Min.Bias) to 100 nb^{-1} , corresponding to the initial LHC luminosity and even 300 nb^{-1} , corresponding to the optimal LHC luminosity. Using the NLO pQCD predictions of direct photon and π^0 yields [4], and applying PHOS acceptance and efficiency [5], we calculated the number of π^0 and γ^{direct} detected per 1 GeV bin of p_t for 3 values of integrated luminosity, see fig. 1. So, in the most probable scenario of LHC running we can measure the π^0 (direct photon) spectrum in PHOS up to $p_t \sim 30$ (12) GeV/c without the PHOS trigger and 40-50 (20-30) GeV with the PHOS photon trigger.

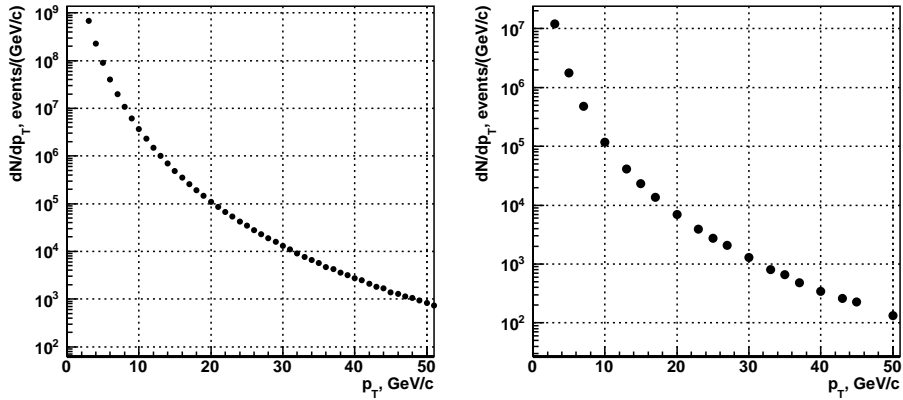


Figure 2: The number of π^0 (left) and direct photons (right) registered in the PHOS in 1 month run of Pb+Pb collisions at $\sqrt{s_{NN}} = 5.5 \text{ TeV}$.

Extraction of neutral mesons in AA collisions becomes even more complicated because of the very large combinatorial background. However, due to the good resolutions of the PHOS detector, the π^0 peak is clearly seen down to soft $p_t \sim 1 \text{ GeV/c}$ even in central Pb+Pb collisions. Similar to the pp collisions we estimate the accessible range of π^0 and direct photon extraction in Pb+Pb collisions at 5.5 TeV. We used binary scaled spectra [4] in pp collisions multiplied by nuclear modification factors: unit for photons and 0.2 for π^0 , see fig. 2. In this case we will be able to measure the π^0 spectrum up to $p_t \sim 70 \text{ GeV/c}$ and direct photons up to 60 GeV/c .

4. Gamma-jet and gamma-hadron correlations

Hard direct photons can be emitted both in hard collisions of partons of colliding nucleons and in jet fragmentation. Direct photons of the first type are not accompanied by hadrons and thus can be identified in event-by-event basis using isolation technique. Isolation is effective down to $p_t \sim 10 \text{ GeV/c}$, in pp collisions and $p_t \sim 20 \text{ GeV/c}$ in Pb+Pb collisions [6]. To illustrate this we present simulations of the EMCAL response to γ -jet event in Pb+Pb collision. The signal (γ +jet) is generated using Pythia and the underlying event with Hijing ($\hat{q} = 50 \text{ GeV}^2/\text{fm}$). Spectra of all and isolated hard direct photons as well as jet remnants which passed the isolation cut are shown in fig. 3, left plot. Contamination becomes comparable with the signal at $p_t \sim 20 \text{ GeV/c}$.

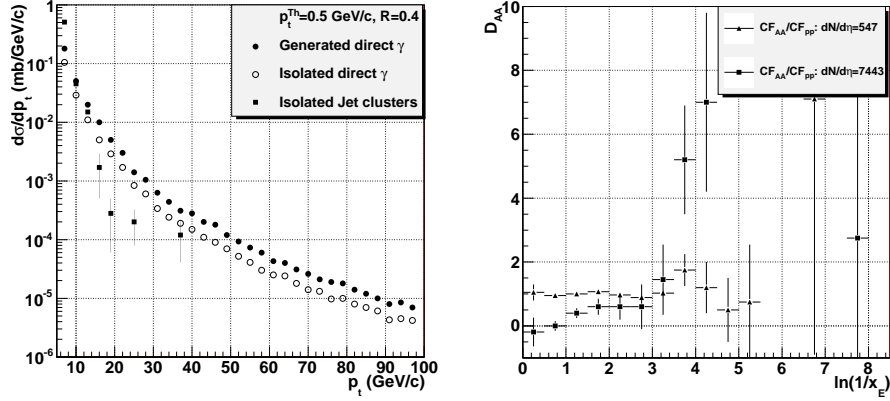


Figure 3: Left plot: comparison of the inclusive and isolated hard direct photon spectra with contamination from jet fragments passed isolation cut. Right plot: modification of the imbalance functions in Pb+Pb collisions at two values of the total multiplicity.

Using the isolated photons one can construct the best possible approximation of the parton fragmentation function — hadron conditional yield or imbalance function. The only difference between the true fragmentation function and the imbalance function is the initial state radiation (k_t smearing). Having constructed the imbalance functions both in pp and AA collisions one can study the modification of the imbalance function in AA collisions as a deviation of the ratio D_{AA} from the unit, see fig. 3, right plot.

5. Conclusions

Photons in ALICE can be measured in two dedicated electromagnetic calorimeters and in addition using photon conversion in the central tracking system. All methods provide comparable resolutions but different systematic errors. We provided an estimate of the accessible range in measurement of π^0 and direct photon spectra in upcoming pp and Pb+Pb LHC runs. In addition, the feasibility of measuring isolated photon spectra, to construct the γ -jet and γ -hadron correlations in pp and Pb+Pb collisions and studying modification of fragmentation functions in medium, were estimated.

Acknowledgments

We thank RFBR grant 09-02-08047-z for support.

References

- [1] C. Vale for the PHENIX collaboration, J. Putschke for the STAR collaboration, these proceedings.
- [2] P. Cortese et al., CERN-LHCC-2008-014, CERN-ALICE-TDR-014, (2008)
- [3] ALICE Collaboration et al., 2006 J. Phys. G: Nucl. Part. Phys. 32 1295-2040
- [4] P. Aurenche et al., e-Print Archive : hep-ph/9811382, Eur. Phys. J. C9(1999) 107
- [5] Yu.Kharlov, Proceedings of Science, PoS(2008LHC)089
- [6] G. Conesa, Proceedings of Science, PoS (HIGH-pTLHC) 003