

Jet–Ricci Geometry of Time-Dependent Human Biomechanics

Tijana T. Ivancevic

Society for Nonlinear Dynamics in Human Factors, Adelaide, Australia
and

CITECH Research IP Pty Ltd, Adelaide, Australia

e-mail: tijana.ivancevic@alumni.adelaide.edu.au

Abstract

We propose the time-dependent generalization of an ‘ordinary’ autonomous human biomechanics, in which *total mechanical + biochemical energy is not conserved*. We introduce a general framework for time-dependent biomechanics in terms of jet manifolds derived from the extended musculo-skeletal configuration manifold. The corresponding Riemannian geometrical evolution follows the Ricci flow diffusion. In particular, we show that the exponential-like decay of total biomechanical energy (due to exhaustion of biochemical resources) is closely related to the Ricci flow¹ on the biomechanical configuration manifold.

Keywords: Time-dependent biomechanics, extended configuration manifold, configuration bundle, jet manifolds, Ricci flow diffusion

1 Introduction

It is a well-known fact that most of Hamiltonian and Lagrangian dynamics in physics are based on *assumption of a total energy conservation*. Even more, the word “Hamiltonian” usually means “conservative”, while Lagrangian formalism is usually proved to be equivalent to Hamiltonian (therefore also conservative), as derived from a conservative Lagrangian energy function (for a comprehensive review see, e.g. [1]). The straightforward application of Hamiltonian/Lagrangian formalisms to human biomechanics would naturally inherit this conservative assumption.²

And this works fine for most individual movement simulations and predictions, in which the total human energy dissipations are insignificant. However, if we analyze a 100 m-dash sprinting motion, which is in case of top athletes finished under 10s, we can recognize a significant slow-down after about 70 m in *all* athletes – despite of their strong intention to

¹Ricci flow is a current hot topic in pure mathematics for which the latest Fields Medal was awarded to G. Perelman for the proof of 100 year-old Poincaré Conjecture.

²An engineering-type approach to this problem would be simply adding dissipation and forcing into equations of motion, without deriving them from some “dissipative Lagrangian” and/or “dissipative Hamiltonian”; this yields an extended Hamiltonian and/or Lagrangian formalism (see [2, 3, 4, 5, 6, 7, 8, 9]).

finish and win the race, which is an obvious sign of the total energy dissipation. This can be seen, for example, in a current record-braking speeddistance curve of Usain Bolt, the world-record holder with 9.69 s [10], or in a former record-braking speeddistance curve of Carl Lewis, the former world-record holder (and 9 time Olympic gold medalist) with 9.86 s (see Figure 3.7 in [9]). In other words, the *total mechanical + biochemical energy* of a sprinter *cannot be conserved* even for 10s. So, if we want to develop a realistic model of intensive human motion that is longer than 7–8s (not to speak for instance of a 4 hour tennis match), we necessarily need to use the more advanced formalism of time-dependent mechanics.

Similarly, if we analyze individual movements of gymnasts or pirouettes in ice skating, we can clearly see that the high speed of these movements is based on quickly-varying mass-inertia distribution of various body segments (mostly arms and legs). As the total mass-inertia matrix of a biomechanical system corresponds to the Riemannian metric tensor of its configuration manifold, we can formulate this problem in terms of time-dependent Riemannian geometry [4, 1].

The purpose of this paper is to introduce a general framework for time-dependent biomechanics, consisting of:

1. human biomechanical configuration manifold and its (co)tangent bundles;
2. biomechanical jet spaces and prolongation of locomotion vector-fields developed on the biomechanical configuration manifold; and
3. time-dependent Lagrangian dynamics using biomechanical jet spaces.

In addition, we will show that Riemannian geometrical basis of this framework is defined by the Ricci flow. In particular, we will show that the exponential-like decay of total biomechanical energy (due to exhaustion of biochemical resources [9]) is closely related to the Ricci flow on the configuration manifold of human motion.

2 Human Biomechanical Manifold and its (Co)Tangent Bundles

2.1 Humanoid Robot Dynamics

Recall from [6] that representation of an ideal humanoid–robot motion is rigorously defined in terms of rotational constrained $SO(3)$ –groups in all main robot joints. Therefore, the configuration manifold Q_{rob} for humanoid dynamics is defined as a topological product of all included $SO(3)$ groups, $Q_{rob} = \prod_i SO(3)^i$. Consequently, the natural stage for autonomous Lagrangian dynamics of robot motion is the tangent bundle TQ_{rob} , defined as follows. To each n –dimensional (nD) configuration manifold Q there is associated its $2nD$ velocity phase–space manifold, denoted by TQ and called the tangent bundle of Q . The original smooth manifold Q is called the base of TQ . There is an onto map $\pi : TQ \rightarrow Q$, called the projection. Above each point $x \in Q$ there is a tangent space $T_xQ = \pi^{-1}(x)$ to Q at x , which is called a fibre. The fibre $T_xQ \subset TQ$ is the subset of TQ , such that the total tangent bundle, $TQ = \bigsqcup_{m \in Q} T_xQ$, is a disjoint union of tangent spaces T_xQ to Q for all

points $x \in Q$. From dynamical perspective, the most important quantity in the tangent bundle concept is the smooth map $v : Q \rightarrow TQ$, which is an inverse to the projection π , i.e., $\pi \circ v = \text{Id}_Q$, $\pi(v(x)) = x$. It is called the velocity vector-field. Its graph $(x, v(x))$ represents the cross-section of the tangent bundle TQ . This explains the dynamical term velocity phase-space, given to the tangent bundle TQ of the manifold Q . The tangent bundle is where tangent vectors live, and is itself a smooth manifold. Vector-fields are cross-sections of the tangent bundle. Robot's *Lagrangian* (energy function) is a natural energy function on the tangent bundle TQ .³

2.2 Realistic Human Configuration Manifold

On the other hand, human joints are more flexible than robot joints. Namely, every rotation in all synovial human joints is followed by the corresponding micro-translation, which occurs after the rotational amplitude is reached [6]. So, representation of human motion is rigorously defined in terms of Euclidean $SE(3)$ -groups of full rigid-body motion [11, 2, 4, 1] in all main human joints (see Figure 1). Therefore, the configuration manifold Q for human dynamics is defined as a topological product of all included constrained $SE(3)$ groups, $Q = \prod_i SE(3)^i$. Consequently, the natural stage for autonomous Lagrangian dynamics of human motion is the tangent bundle TQ (and for the corresponding autonomous Hamiltonian dynamics is the cotangent bundle T^*Q).

Briefly, the Euclidean $SE(3)$ -group is defined as a semidirect (noncommutative) product (denoted by \triangleright) of 3D rotations and 3D translations: $SE(3) := SO(3) \triangleright \mathbb{R}^3$. Its most important subgroups are the following (for technical details see [4, 12, 1]):

Subgroup	Definition
$SO(3)$, group of rotations in 3D (a spherical joint)	Set of all proper orthogonal 3×3 – rotational matrices
$SE(2)$, special Euclidean group in 2D (all planar motions)	Set of all 3×3 – matrices: $\begin{bmatrix} \cos \theta & \sin \theta & r_x \\ -\sin \theta & \cos \theta & r_y \\ 0 & 0 & 1 \end{bmatrix}$
$SO(2)$, group of rotations in 2D subgroup of $SE(2)$ -group (a revolute joint)	Set of all proper orthogonal 2×2 – rotational matrices included in $SE(2)$ – group
\mathbb{R}^3 , group of translations in 3D (all spatial displacements)	Euclidean 3D vector space

The configuration manifold $Q = \prod_i SE(3)^i$ has the Riemannian geometry with the *local*

³ The corresponding autonomous Hamiltonian robot dynamics takes place in the cotangent bundle T^*Q_{rob} , defined as follows. A dual notion to the tangent space $T_m Q$ to a smooth manifold Q at a point m is its cotangent space $T_m^* Q$ at the same point m . Similarly to the tangent bundle, for a smooth manifold Q of dimension n , its cotangent bundle T^*Q is the disjoint union of all its cotangent spaces $T_m^* Q$ at all points $m \in Q$, i.e., $T^*Q = \bigsqcup_{m \in Q} T_m^* Q$. Therefore, the cotangent bundle of an n -manifold Q is the vector bundle

$T^*Q = (TQ)^*$, the (real) dual of the tangent bundle TQ . The cotangent bundle is where 1-forms live, and is itself a smooth manifold. Covector-fields (1-forms) are cross-sections of the cotangent bundle. Robot's *Hamiltonian* is a natural energy function on the cotangent bundle.

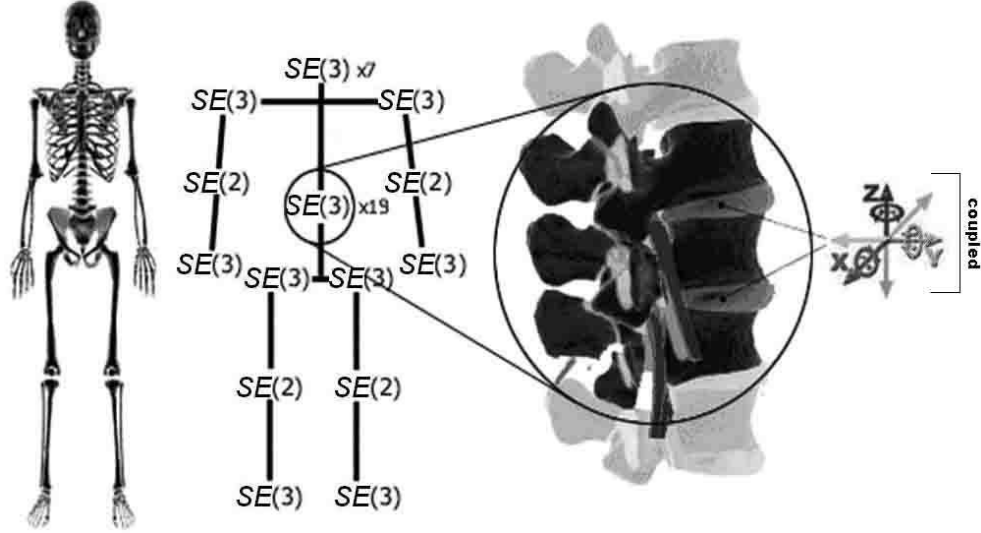


Figure 1: The configuration manifold Q of the human musculo-skeletal dynamics is defined as a topological product of constrained $SE(3)$ groups acting in all major (synovial) human joints, $Q = \prod_i SE(3)^i$. The manifold

metric form:

$$\langle g \rangle \equiv ds^2 = g_{ij} dx^i dx^j, \quad (\text{Einstein's summation convention is in use})$$

where $g_{ij}(x)$ is the material metric tensor defined by the biomechanical system's *mass-inertia matrix* and dx^i are differentials of the local joint coordinates x^i on Q . Besides giving the local distances between the points on the manifold Q , the Riemannian metric form $\langle g \rangle$ defines the system's kinetic energy:

$$T = \frac{1}{2} g_{ij} \dot{x}^i \dot{x}^j,$$

giving the *Lagrangian equations* of the conservative skeleton motion with kinetic-minus-potential energy Lagrangian $L = T - V$, with the corresponding *geodesic form* [8]

$$\frac{d}{dt} L_{\dot{x}^i} - L_{x^i} = 0 \quad \text{or} \quad \ddot{x}^i + \Gamma_{jk}^i \dot{x}^j \dot{x}^k = 0, \quad (1)$$

where subscripts denote partial derivatives, while Γ_{jk}^i are the Christoffel symbols of the affine Levi-Civita connection of the biomechanical manifold Q .

This is the basic geometrical structure for *autonomous Lagrangian biomechanics*. In the next section will extend this basic structure to embrace the time-dependent biomechanics.

3 Biomechanical Jet Spaces

In general, tangent and cotangent bundles, TM and T^*M , of a smooth manifold M , are special cases of a more general geometrical object called *fiber bundle*, where the word *fiber* V

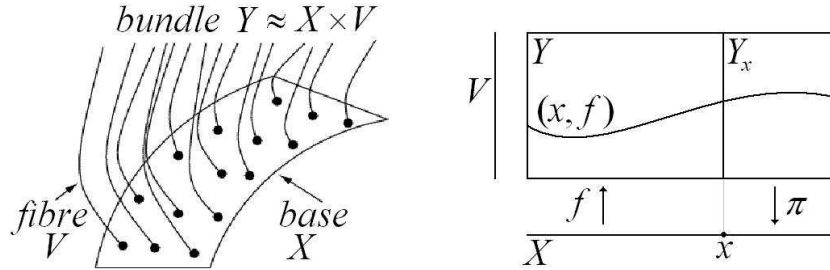


Figure 2: A sketch of a fibre bundle $Y \approx X \times V$ as a generalization of a product space $X \times V$; left – main components; right – a few details (see text for explanation).

of a map $\pi : Y \rightarrow X$ denotes the *preimage* $\pi^{-1}(x)$ of an element $x \in X$. It is a space which *locally* looks like a product of two spaces (similarly as a manifold locally looks like Euclidean space), but may possess a different *global* structure. To get a visual intuition behind this fundamental geometrical concept, we can say that a fibre bundle Y is a *homeomorphic generalization* of a *product space* $X \times V$ (see Figure 2), where X and V are called the *base* and the *fibre*, respectively. $\pi : Y \rightarrow X$ is called the *projection*, $Y_x = \pi^{-1}(x)$ denotes a fibre over a point x of the base X , while the map $f = \pi^{-1} : X \rightarrow Y$ defines the *cross-section*, producing the *graph* $(x, f(x))$ in the bundle Y (e.g., in case of a tangent bundle, $f = \dot{x}$ represents a velocity vector-field).

The main reason why we need to study fibre bundles is that *all dynamical objects* (including vectors, tensors, differential forms and gauge potentials) are their *cross-sections*, representing *generalizations of graphs of continuous functions*.

By extending this line of formal bundle thinking, we come to the concept of a *jet manifold*, which is based on the idea of *higher-order tangency*, or higher-order contact, at some designated point on a smooth manifold. Namely, a pair of smooth manifold maps, $f_1, f_2 : M \rightarrow N$ (see Figure 3), are said to be *k-tangent* (or *tangent of order k*, or have a *kth order contact*) at a point x on a domain manifold M , denoted by $f_1 \sim f_2$, iff

$$\begin{aligned} f_1(x) &= f_2(x) && \text{called } 0\text{-tangent,} \\ \partial_x f_1(x) &= \partial_x f_2(x), && \text{called } 1\text{-tangent,} \\ \partial_{xx} f_1(x) &= \partial_{xx} f_2(x), && \text{called } 2\text{-tangent,} \\ &\dots && \text{etc. to the order } k \end{aligned}$$

In this way defined *k-tangency* is an *equivalence relation*, i.e.,

$$f_1 \sim f_2 \Rightarrow f_2 \sim f_1, \quad f_1 \sim f_2 \sim f_3 \Rightarrow f_1 \sim f_3, \quad f_1 \sim f_1.$$

Now, a *k-jet* (or, a *jet of order k*), denoted by $j_x^k f$, of a smooth map $f : M \rightarrow N$ at a point $x \in M$ (see Figure 3), is defined as an *equivalence class* of *k-tangent* maps at x ,

$$j_x^k f : M \rightarrow N = \{f' : f' \text{ is } k\text{-tangent to } f \text{ at } x\}$$

In the same way as in the case of a map $f : M \rightarrow N$, $x \mapsto f(x)$, also in the case of the *k-jet* $j_x^k f : M \rightarrow N$, $x \mapsto f(x)$, the point x in the *domain* M is called the *source* of $j_x^k f$ and the point $f(x)$ in the *codomain* N is the *target* of $j_x^k f$.

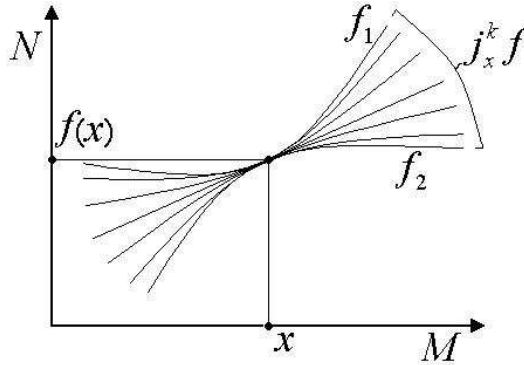


Figure 3: An intuitive geometrical picture behind the k -jet concept, based on the idea of a higher-order tangency (or, higher-order contact).

We choose local coordinates on M and N in the neighborhood of the points x and $f(x)$, respectively. Then the k -jet $j_x^k f$ of any map close to f , at any point close to x , can be given by its Taylor-series expansion at x , with coefficients up to degree k . Therefore, in a fixed coordinate chart, the k -jet is given by:

$$j_x^k f : M \rightarrow N \equiv \{ \text{collection of Taylor coefficients up to degree } k \}.$$

The set of all k -jets from M to N is called the k -jet space $J^k(M, N)$. It has a natural smooth-manifold structure. Also, a map from a k -jet manifold $J^k(M, N)$ to a smooth manifold M or N is called a k -jet bundle.

For example, consider a simple function $f : X \rightarrow Y$, $x \mapsto y = f(x)$, mapping the X -axis into the Y -axis in \mathbb{R}^2 . In this case, X is a domain and Y is a codomain. At a chosen point $x \in X$ we have:

a 0-jet is a graph: $(x, f(x))$;

a 1-jet is a triple: $(x, f(x), f'(x))$;

a 2-jet is a quadruple: $(x, f(x), f'(x), f''(x))$,

and so on, up to the order k (where $f'(x) = \frac{df(x)}{dx}$, etc).

The set of all k -jets from $j_x^k f : X \rightarrow Y$ is called the k -jet manifold $J^k(X, Y)$.

We now turn back into the field of time-dependent human biomechanics, where the fundamental geometrical construct is the *configuration fibre bundle* $\pi : Q \rightarrow \mathbb{R}$. Given a configuration fibre bundle $Q \rightarrow \mathbb{R}$ over the time axis \mathbb{R} , we say that the 1-jet manifold $J^1(\mathbb{R}, Q)$ is the set of equivalence classes $j_t^1 s$ of sections $s^i : \mathbb{R} \rightarrow Q$ of the bundle $Q \rightarrow \mathbb{R}$, which are identified by their values $s^i(t)$, as well as by the values of their partial derivatives $\partial_t s^i = \dot{s}^i(t)$ at time points $t \in \mathbb{R}$. The 1-jet manifold $J^1(\mathbb{R}, Q)$ is coordinated by (t, x^i, \dot{x}^i) , so the 1-jets are local coordinate maps

$$j_t^1 s : \mathbb{R} \rightarrow Q, \quad t \mapsto (t, x^i, \dot{x}^i)$$

Similarly, the 2-jet manifold $J^2(\mathbb{R}, Q)$ is the set of equivalence classes $j_t^2 s$ of sections $s^i : \mathbb{R} \rightarrow Q$ of the configuration bundle $\pi : Q \rightarrow \mathbb{R}$, which are identified by their values $s^i(t)$,

as well as the values of their first and second partial derivatives, $\partial_t s^i = \dot{s}^i(t)$ and $\partial_{tt} s^i = \ddot{s}^i(t)$, respectively, at time points $t \in \mathbb{R}$. The 2-jet manifold $J^2(\mathbb{R}, Q)$ is coordinated by $(t, x^i, \dot{x}^i, \ddot{x}^i)$, so the 2-jets are local coordinate maps

$$j_t^2 s : \mathbb{R} \rightarrow Q, \quad t \mapsto (t, x^i, \dot{x}^i, \ddot{x}^i).$$

This global geometrical structure of time-dependent biomechanics is depicted in Figure 4.

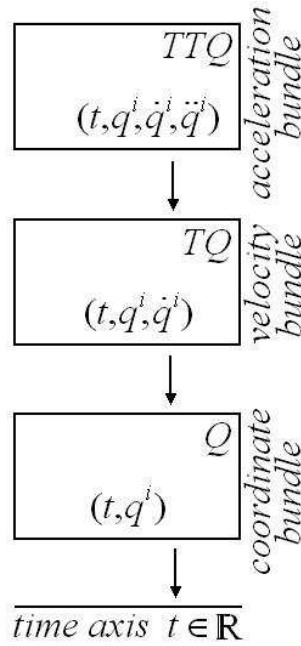


Figure 4: Hierarchical geometrical structure of time-dependent biomechanics. Here, generalized coordinates q^i , velocities \dot{q}^i and accelerations \ddot{q}^i replace the corresponding rotational and translational joint coordinates x^i , velocities \dot{x}^i and accelerations \ddot{x}^i .

In the framework of biomechanics, we consider a pair of maps $f_1, f_2 : \mathbb{R} \rightarrow Q$ from the real line \mathbb{R} , representing the time t -axis, into a smooth n -dimensional Riemannian configuration manifold Q from Figure 1. We say that the two maps $f_1 = f_1(t)$ and $f_2 = f_2(t)$ have the same k -jet $j_t^k f$ at a specified time instant $t_0 \in \mathbb{R}$, iff:

1. $f_1(t) = f_2(t)$ at $t_0 \in \mathbb{R}$; and also
2. the first k terms of their Taylor-series expansions around $t_0 \in \mathbb{R}$ are equal.

The set of all k -jets $j_t^k f : \mathbb{R} \rightarrow Q$ is the k -jet manifold $J^k(\mathbb{R}, Q)$. In particular, $J^1(\mathbb{R}, Q) \cong \mathbb{R} \times TQ$.

3.1 Jet Prolongation of Locomotion Vector-fields

Consider an arbitrary *locomotion vector-field* u that is on the *biomechanical configuration bundle* $\pi : Q \rightarrow \mathbb{R}$ defined by

$$u = u^t \partial_t + u^i(t, q^j) \partial_i.$$

The so-called *jet prolongation* of the locomotion vector-field u onto the *extended velocity phase-space*, that is the 1-jet manifold $J^1(\mathbb{R}, Q)$, reads

$$J^1 u = u^t \partial_t + u^i \partial_i + d_t u^i \partial_i^t.$$

For example, consider a one-dimensional motion of a point particle subject to friction. It is described by the dynamic equation

$$\ddot{q} = -k\dot{q}, \quad (\text{with } k > 0).$$

This is the Lagrangian equation for the Lagrangian function

$$L = \frac{1}{2} \exp[kt] \dot{q}^2 dt.$$

Let us consider the vector field

$$v = \partial_t - \frac{k}{2} q \partial_q.$$

Its jet prolongation $J^1 v$ reads

$$J^1 v = \partial_t - \frac{k}{2} q \partial_q - \frac{k}{2} q_t \partial_q^t.$$

Generalization of all above jet structures to the k -jet manifold $J^k(\mathbb{R}, Q)$ is obvious,

$$j_t^k s : \mathbb{R} \rightarrow Q, \quad t \mapsto (t, x^i, \dot{x}^i, \ddot{x}^i, \ddot{\ddot{x}}^i, \dots, x^{(k)i}).$$

For more technical details on jet manifolds and bundles with their applications to mechanics and physics, see [18, 19, 20, 21, 22]).

4 Lagrangian Form of Time-Dependent Biomechanics

The general form of time-dependent Lagrangian biomechanics with *time-dependent Lagrangian* function $L(t; x^i; \dot{x}^i)$ defined on the 1-jet manifold $X = J^1(\mathbb{R}, Q) \cong \mathbb{R} \times TQ$, with local canonical coordinates: $(t; x^i; \dot{x}^i) = (\text{time, coordinates and velocities})$ in active human joints, can be formulated as [4, 1]

$$\frac{d}{dt} L_{\dot{x}^i} - L_{x^i} = \mathcal{F}_i(t, x, \dot{x}), \quad (i = 1, \dots, n), \quad (2)$$

where the coordinate and velocity partial derivatives of the Lagrangian are respectively denoted by L_{x^i} and $L_{\dot{x}^i}$. The right-hand side terms $\mathcal{F}_i(t, x, \dot{x})$ of (2) denote any type of external torques and forces, including [2, 3]: (i) excitation and contraction dynamics of muscular-actuators; (ii) autogenetic (spinal) reflex force controllers; (iii) rotational dynamics of hybrid robot actuators; (iv) (nonlinear) dissipative joint torques and forces; and (v) external stochastic perturbation torques and forces.

4.1 Time-Dependent Riemannian Geometry and Ricci Flow

In the geodesic framework (1), the (in)stability of the biomechanical joint and center-of-mass trajectories is the (in)stability of the geodesics, and it is completely determined by the curvature properties of the underlying manifold according to the *Jacobi equation of geodesic deviation* [4, 1]

$$\frac{D^2 J^i}{ds^2} + R^i{}_{jkm} \frac{dx^j}{ds} J^k \frac{dx^m}{ds} = 0,$$

whose solution J , usually called *Jacobi variation field*, locally measures the distance between nearby geodesics; D/ds stands for the *covariant derivative* along a geodesic and $R^i{}_{jkm}$ are the components of the *Riemann curvature tensor*.

On the other hand, the mass-inertia matrix of human body segments, defining the Riemannian metric tensor $g_{ij} = g_{ij}(x)$, need not be time-constant, that is, in general we have $g_{ij} = g_{ij}(x) = g_{ij}(t, x)$. Majority of fast movements in gymnastics are based on fast-changing mass distribution. This time-dependent Riemannian geometry can be formalized in terms of the *Ricci flow equation* (or, the parabolic Einstein equation), introduced by R. Hamilton in 1982 [24], that is the nonlinear heat-like evolution equation⁴

$$\partial_t g_{ij} = -2R_{ij}, \quad (3)$$

for a time-dependent Riemannian metric $g = g_{ij}(t)$ on a smooth n -manifold Q with the Ricci curvature tensor R_{ij} . This equation roughly says that we can deform any metric on a 2-surface or n -manifold by the negative of its curvature; after *normalization*, the final state of such deformation will be a metric with constant curvature. The factor of 2 in (3) is more-or-less arbitrary, but the negative sign is essential to insure a kind of global *volume exponential decay*,⁵ since the Ricci flow equation (3) is a kind of nonlinear geometric generalization of the standard linear *heat equation*

$$\partial_t u = \Delta u. \quad (4)$$

Like the heat equation (4), the Ricci flow equation (3) is well behaved in forward time and acts as a kind of smoothing operator (but is usually impossible to solve in backward time).

⁴The current hot topic in geometric topology is the Ricci flow, a Riemannian evolution machinery that recently allowed G. Perelman to prove the celebrated *Poincaré Conjecture*, a century-old mathematics problem and win him the 2006 Fields Medal (which he declined in a public controversy). The Poincaré Conjecture can roughly be put as a question: Is a closed 3-manifold Q topologically a sphere if every closed curve in Q can be shrunk continuously to a point? In other words, Poincaré conjectured: A simply-connected compact 3-manifold is diffeomorphic to the 3-sphere S^3 .

⁵This complex geometric process is globally similar to a generic exponential decay ODE:

$$\dot{x} = -\lambda f(x),$$

for a positive function $f(x)$. We can get some insight into its solution from the simple exponential decay ODE,

$$\dot{x} = -\lambda x \quad \text{with the solution} \quad x(t) = x_0 e^{-\lambda t},$$

(where $x = x(t)$ is the observed quantity with its initial value x_0 and λ is a positive decay constant), as well as the corresponding n th order rate equation (where $n > 1$ is an integer),

$$\dot{x} = -\lambda x^n \quad \text{with the solution} \quad \frac{1}{x^{n-1}} = \frac{1}{x_0^{n-1}} + (n-1)\lambda t.$$

If some parts of a solid object are hot and others are cold, then, under the heat equation, heat will flow from hot to cold, so that the object gradually attains a uniform temperature. To some extent the Ricci flow behaves similarly, so that the Ricci curvature ‘tries’ to become more uniform [29], thus resembling a monotonic *entropy growth*,⁶ $\partial_t S \geq 0$, which is due to the positive definiteness of the metric $g_{ij} \geq 0$, and naturally implying the *arrow of time* [1].

In a suitable local coordinate system, the Ricci flow equation (3) on a biomechanical configuration manifold Q has a nonlinear heat-type form, as follows. At any time t , we can choose local harmonic coordinates so that the coordinate functions are locally defined harmonic functions in the metric $g(t)$. Then the Ricci flow takes the general form [31]

$$\begin{aligned} \partial_t g_{ij} &= \Delta_Q g_{ij} + G_{ij}(g, \partial g), \quad \text{where} \\ \Delta_Q &\equiv \frac{1}{\sqrt{\det(g)}} \frac{\partial}{\partial x^i} \left(\sqrt{\det(g)} g^{ij} \frac{\partial}{\partial x^j} \right) \end{aligned} \quad (5)$$

is the *Laplace–Beltrami operator* of the configuration manifold Q and $G_{ij}(g, \partial g)$ is a lower-order term quadratic in g and its first order partial derivatives ∂g . From the analysis of nonlinear heat PDEs, one obtains existence and uniqueness of forward-time solutions to the Ricci flow on some time interval, starting at any smooth initial metric g_0 on Q .

The exponentially-decaying geometrical diffusion (5) is a formal description for pirouettes in ice skating and fast rotational movements in gymnastics.

4.2 Topological Lagrangian Dynamics

The *biomechanical jet space* $X = J^1(\mathbb{R}, X) \cong \mathbb{R} \times TQ$ gives rise to the fundamental n -*groupoid*, or n -category $\Pi_n(X)$ (see [4, 1]). In $\Pi_n(X)$, 0-cells are *points* in X ; 1-cells are *paths* in X (i.e., parameterized smooth maps $f : [0, 1] \rightarrow X$); 2-cells are *smooth homotopies* (denoted by \simeq) *of paths* relative to endpoints (i.e., parameterized smooth maps $h : [0, 1] \times [0, 1] \rightarrow X$); 3-cells are *smooth homotopies of homotopies* of paths in X (i.e., parameterized smooth maps $j : [0, 1] \times [0, 1] \times [0, 1] \rightarrow X$). Categorical *composition* is defined by *pastings* paths and homotopies. In this way, the following *recursive Lagrangian homotopy*

⁶Note that two different kinds of entropy functional have been introduced into the theory of the Ricci flow, both motivated by concepts of entropy in thermodynamics, statistical mechanics and information theory. One is Hamilton’s entropy, the other is Perelman’s entropy. While in Hamilton’s entropy, the scalar curvature R of the metric g_{ij} is viewed as the leading quantity of the system and plays the role of a probability density, in Perelman’s entropy the leading quantity describing the system is the metric g_{ij} itself. Hamilton established the monotonicity of his entropy along the volume-normalized Ricci flow on the 2-sphere S^2 [26]. Perelman established the monotonicity of his entropy along the Ricci flow in all dimensions [30].

dynamics emerges on the configuration manifold X :

0 – cell : $x_0 \bullet \quad x_0 \in X; \quad$ in the higher cells below: $t, s \in [0, 1];$

1 – cell : $x_0 \bullet \xrightarrow{L} \bullet x_1 \quad L : x_0 \simeq x_1 \in X,$

$L : [0, 1] \rightarrow X, L : x_0 \mapsto x_1, x_1 = L(x_0), L(0) = x_0, L(1) = x_1;$

e.g., linear path: $L(t) = (1 - t)x_0 + tx_1; \quad$ or

Lagrangian L – dynamics with endpoint conditions $(x_0, x_1) :$

$\frac{d}{dt}L_{\dot{x}^i} = L_{x^i}, \quad$ with $x(0) = x_0, \quad x(1) = x_1, \quad (i = 1, \dots, n);$

2 – cell : $x_0 \bullet \begin{array}{c} \xrightarrow{L^1} \\ \Downarrow h \\ \xrightarrow{L^2} \end{array} \bullet x_1 \quad h : L^1 \simeq L^2 \in X,$

$h : [0, 1] \times [0, 1] \rightarrow X, h : L^1 \mapsto L^2, L^2 = h(L^1(x_0)),$

$h(x_0, 0) = L^1(x_0), h(x_0, 1) = L^2(x_0), h(0, t) = x_0, h(1, t) = x_1$

e.g., linear homotopy: $h(x_0, t) = (1 - t)L^1(x_0) + tL^2(x_0); \quad$ or

homotopy between two Lagrangian (L^1, L^2) – dynamics

with the same endpoint conditions $(x_0, x_1) :$

$\frac{d}{dt}L_{\dot{x}^i}^1 = L_{x^i}^1, \quad$ and $\frac{d}{dt}L_{\dot{x}^i}^2 = L_{x^i}^2 \quad$ with $x(0) = x_0, \quad x(1) = x_1;$

– etc.

5 Conclusion

In this paper we have presented time-dependent generalization of an ‘ordinary’ autonomous human musculo-skeletal biomechanics. Firstly, we have defined the basic configuration manifold Q of human musculo-skeletal biomechanics as an anthropomorphic chain of constrained Euclidean motion groups $SE(3)$. Secondly, we have extended this base manifold by the real time axis \mathbb{R} into the biomechanical configuration bundle $Q \rightarrow \mathbb{R}$. The time-dependent Lagrangian biomechanics is defined on $Q \rightarrow \mathbb{R}$ using the formalism of first and second order jet manifolds as well as jet prolongations. Then we moved to time-dependent Riemannian geometry, governed by the Ricci-flow diffusion and showed that the exponential-like decay of total biomechanical energy (due to exhaustion of biochemical resources) is closely related to the Ricci-flow based geometrical diffusion.

References

- [1] Ivancevic, V., Ivancevic, T., Applied Differential Geometry: A Modern Introduction. World Scientific, Singapore, (2007)
- [2] Ivancevic, V., Ivancevic, T., Human-Like Biomechanics: A Unified Mathematical Approach to Human Biomechanics and Humanoid Robotics. Springer, Dordrecht, (2006)

- [3] Ivancevic, V., Ivancevic, T., Natural Biodynamics. World Scientific, Singapore (2006)
- [4] Ivancevic, V., Ivancevic, T., Geometrical Dynamics of Complex Systems: A Unified Modelling Approach to Physics, Control, Biomechanics, Neurodynamics and Psycho-Socio-Economical Dynamics. Springer, Dordrecht, (2006)
- [5] Ivancevic, V., Ivancevic, T., High-Dimensional Chaotic and Attractor Systems. Springer, Berlin, (2006)
- [6] Ivancevic, V., Ivancevic, T., Human versus humanoid robot biodynamcis. *Int. J. Hum. Rob.* **5**(4), 699-713, (2008)
- [7] Ivancevic, T., Jovanovic, B., Djukic, M., Markovic, S., Djukic, N., Biomechanical Analysis of Shots and Ball Motion in Tennis and the Analogy with Handball Throws, *J. Facta Universitatis, Series: Sport*, **6**(1), 51–66, (2008)
- [8] Ivancevic, T., Jain, L., Pattison, J., Hariz, A., Nonlinear Dynamics and Chaos Methods in Neurodynamics and Complex Data Analysis, *Nonl. Dyn. (Springer)*, **56**(1-2), 23–44, (2009)
- [9] Ivancevic, T., Jovanovic, B., Djukic, S., Djukic, M., Markovic, S., Complex Sports Biodynamics: With Practical Applications in Tennis, Springer, Berlin, (2009)
- [10] Tucker, R., Dugas, J.: Beijing 2008: Men 100 m race analysis. Bolt’s 9.69s. Analysis of speed during the world record. *The Science of Sport*, <http://www.sportsscientists.com/2008/08/beijing-2008-men-100m-race-analysis.html>, (2008)
- [11] Marsden, J.E., Ratiu, T.S., Introduction to Mechanics and Symmetry: A Basic Exposition of Classical Mechanical Systems. (2nd ed), Springer, New York, (1999)
- [12] Park, J., Chung, W.-K., Geometric Integration on Euclidean Group With Application to Articulated Multibody Systems. *IEEE Trans. Rob.* **21**(5), 850–863 (2005)
- [13] Hatze, H., A general myocybernetic control model of skeletal muscle. *Biol. Cyber.* **28**, 143–157, (1978)
- [14] Wilkie, D.R., The mechanical properties of muscle. *Brit. Med. Bull.* **12**, 177–182, (1956)
- [15] Hill, A.V., The heat of shortening and the dynamic constants of muscle. *Proc. Roy. Soc.* **B76**, 136–195, (1938)
- [16] Vukobratovic, M., Borovac, B., Surla, D., Stokic, D., Biped Locomotion: Dynamics, Stability, Control, and Applications. Springer, Berlin, (1990)
- [17] Ivancevic, V., Ivancevic, T., Neuro-Fuzzy Associative Machinery for Comprehensive Brain and Cognition Modelling. Springer, Berlin, (2007)
- [18] Saunders, D.J.: The Geometry of Jet Bundles. *Lond. Math. Soc. Lect. Notes Ser.* **142**, Cambr. Univ. Pr., (1989)

- [19] Massa, E., Pagani, E., Jet bundle geometry, dynamical connections and the inverse problem of Lagrangian mechanics. *Ann. Inst. Henri Poincaré* **61**, 17, (1994)
- [20] Giachetta, G., Mangiarotti, L., Sardanashvily, G., *New Lagrangian and Hamiltonian Methods in Field Theory*, World Scientific, Singapore, (1997)
- [21] Sardanashvily, G.: Hamiltonian time-dependent mechanics. *J. Math. Phys.* **39**, 2714, (1998)
- [22] Mangiarotti, L., Obukhov, Yu., Sardanashvily, G., *Connections in Classical and Quantum Field Theory*. World Scientific, Singapore, (1999)
- [23] Sardanashvily, G., *Gauge Theory in Jet Manifolds*. Hadronic Press, Palm Harbor, FL, (1993)
- [24] R.S. Hamilton, Three-manifolds with positive Ricci curvature, *J. Diff. Geom.* **17**, 255-306, (1982)
- [25] R.S. Hamilton, Four-manifolds with positive curvature operator, *J. Dif. Geom.* **24**), 153-179, (1986)
- [26] R.S. Hamilton, The Ricci flow on surfaces, *Cont. Math.* **71**, 237-261, (1988)
- [27] R.S. Hamilton, The Harnack estimate for the Ricci flow, *J. Dif. Geom.* **37**, 225-243, (1993)
- [28] R.S. Hamilton, Non-singular solutions of the Ricci flow on three-manifolds, *Comm. Anal. Geom.* **7**(4), 695-729, (1999)
- [29] J. Milnor, Towards the Poincaré Conjecture and the Classification of 3-Manifolds, *Not. Am. Math. Soc.* **50**(10), 1226-1233, (2003)
- [30] G. Perelman, The entropy formula for the Ricci flow and its geometric applications, *arXiv:math.DG/0211159*, (2002)
- [31] M.T. Anderson, Geometrization of 3-manifolds via the Ricci flow, *Not. Am. Math. Soc.* **51**(2), 184-193, (2004)