

Diagrammatic Monte Carlo for the Hubbard Model

E. Kozik,¹ K. Van Houcke,^{2,3,*} E. Gull,⁴ L. Pollet,^{2,5} N. Prokof'ev,^{2,6} B. Svistunov,^{2,6} and M. Troyer¹

¹*Theoretische Physik, ETH Zürich, 8093 Zürich, Switzerland*

²*Department of Physics, University of Massachusetts, Amherst, MA 01003, USA*

³*Universiteit Gent - UGent, Vakgroep Subatomaire en Stralingsfysica
Proeftuinstraat 86, B-9000 Gent, Belgium*

⁴*Department of Physics, Columbia University, New York, NY 10027, USA*

⁵*Physics Department, Harvard University, Cambridge, Massachusetts 02138, USA*

⁶*Russian Research Center Kurchatov Institute, 123182 Moscow, Russia*

(Dated: May 30, 2019)

We show that Monte Carlo sampling of the Feynman diagrammatic series (DiagMC) can be used for tackling hard fermionic quantum many-body problems in the thermodynamic limit by presenting accurate results for the repulsive Hubbard model in the correlated Fermi liquid regime. Using perturbative Feynman diagrams (rather than skeleton, or “bold-line”, graphs) for the single-particle self-energy we can study moderate values of the on-site repulsion ($U/t \sim 4$) and temperatures down to $T/t = 1/40$. We compare our results with high temperature series expansion and with single-site and cluster dynamical mean-field theory. We find that going from single site to large clusters is essential for obtaining the same level of accuracy as provided by DiagMC.

PACS numbers: 02.70.Ss, 05.10.Ln, 71.10.Fd, 05.30.Fk

Advancing first-principle simulations of fermionic many-particle systems is notoriously difficult due to an exponential computational complexity [1]. One of the most famous examples is the Hubbard model [2, 3] whose phase diagram remains highly controversial,

$$\hat{H} = -t \sum_{\langle i,j \rangle, \sigma} \hat{c}_{i\sigma}^\dagger \hat{c}_{j\sigma} + U \sum_i \hat{n}_{i\uparrow} \hat{n}_{i\downarrow} - \mu \sum_{i,\sigma} n_{i\sigma}, \quad (1)$$

where $\hat{c}_{i\sigma}^\dagger$ creates a fermion with spin projection $\sigma = \uparrow, \downarrow$ on site i , $\hat{n}_{i\sigma} = \hat{c}_{i\sigma}^\dagger \hat{c}_{i\sigma}$, $\langle \dots \rangle$ restricts summation to neighboring lattice sites, and t , U and μ are the hopping amplitude, the on-site repulsion, and the chemical potential respectively.

The Hubbard model is of great technological and scientific importance since it is believed by many to be the central model for high-temperature superconductors [3]. Moreover, it can nowadays be realized with ultracold atoms in optical lattices [4] where Mott physics [5, 6] has been observed recently. The prospect of using cold atomic gases as building blocks of quantum simulators is thus becoming a reality. However, claiming the equation of state, either numerically or experimentally, can only be substantiated on the basis of unbiased tools. Not only numerical methods need to be tested against known unbiased results, but also quantum emulators need to be validated by benchmarking them at ever lower temperatures. In the bosonic case this can be done with high precision [7], but for fermions it is still an open question what method can be used to accurately describe the low-temperature regime of the model. Precise numerical solutions of the Hubbard model can only be obtained in the particle-hole symmetric case $\langle n_\sigma \rangle = 1/2$, where the sign problem is absent in quantum Monte Carlo (QMC) simulations. In all other cases circumventing exponential scaling necessarily involves approximations with systematic errors that are hard to assess and control.

In this Letter, we show that Diagrammatic Monte Carlo (Di-

agMC) produces controlled and accurate results (with reliable error bars) in the correlated Fermi liquid regime of moderate interactions in any spatial dimension. Comparison with single-site[8] and cluster[9, 10, 11, 12] dynamical mean-field theory in the dynamical cluster approximation (DCA) variant in 2D and with high-temperature series expansions (HTSE) reveals an impressive agreement, thus proving theoretical control over the Fermi liquid regime of the model at moderate values of U/t .

DiagMC is a numerical method based on stochastic sampling of Feynman diagrams to higher and higher order [13]. It has been successfully used for solving polaron problems (for the latest work, see Ref. [14]), but until very recently DiagMC was not applied directly to the *thermodynamic limit* of the generic many-body system. In Ref. [15] some of us developed a DiagMC algorithm for sampling Feynman diagrams for a system of interacting fermions and demonstrated its applicability to the Hubbard model. In general, the convergence of a diagrammatic series for the many-body system is not guaranteed — in many cases the series has zero convergence radius, which can be revealed by Dyson’s system collapse argument [16]. Fortunately, the argument does not apply to the Hubbard model, and the diagrammatic series are expected to have finite convergence radius at sufficiently high temperatures. Furthermore, with the internal dressing of propagators and interaction lines (skeleton series), explicit symmetry-breaking terms, and resummation techniques (which were shown recently to be perfectly compatible with DiagMC [14, 17]), physical answers can be extracted from diagrammatic series even outside of their finite convergence radius.

The crucial difference between the thermodynamic-limit DiagMC and other Monte Carlo approaches—dealing with a finite-size cluster of volume V in the $(d+1)$ -dimensional space—is that in DiagMC the complexity of the sign problem coming from sign-alternating diagrammatic expressions

is linked to the *expansion order* of the Feynman perturbation series and not to the large volume V required for the thermodynamic limit extrapolation. Away from criticality and for moderate interaction strength, only a few diagram orders are needed until convergence of the diagrammatic series is reached (see Fig. 1). This greatly reduces the computational cost, the major part of which is nothing but ensuring that higher order diagrams cancel each other and thus do not contribute to the answer.

In this work we perform a detailed comparative study of the DiagMC method against two state-of-the-art first-principle approaches: high-temperature series expansion [18, 19, 20] and dynamical mean field theory (DMFT) in the single-site and dynamic cluster approximation (DCA) implementation [8, 12]. DMFT and its cluster extensions have so far arguably been the method of choice for studies of the Hubbard model, producing a phase diagram in close agreement with that of the cuprates [12]. Single-site DMFT treats the correlated many-body system as a quantum impurity problem where each site can be viewed as an impurity embedded self-consistently in a reservoir produced by the other sites. It goes beyond conventional mean-field theory by taking all temporal correlations into account, but neglects the momentum dependence of the self-energy Σ . Short-range correlations can be taken into account by extending the size of the impurity, leading to various cluster schemes. Upon an extrapolation of the DCA results in the cluster size we observe their excellent agreement with the unbiased DiagMC values in the accessible parameter range thereby demonstrating that properties of the Hubbard model in the correlated Fermi liquid regime can be obtained with high and controlled accuracy.

HTSE is a method where the partition function $Z = \text{Tr} \exp(-\beta \hat{H})$ is expanded in βt around the atomic limit ($t = 0$) and all the terms are summed up exactly up to a maximum expansion order. This expansion is analytic and yields therefore precise thermodynamics of the Hubbard model, provided the series converges at the maximum expansion order considered.

The starting point of the DiagMC scheme for the model (1) is a diagrammatic expansion (see, e.g., Refs. [21, 22]) in the Hubbard interaction U , where one calculates the self-energy by sampling *all* irreducible connected diagrams using Monte Carlo methods. Rather than evaluating integrals over internal variables for each diagram, one samples their momenta, imaginary times and expansion orders stochastically. We refer to Ref. [15] for a detailed description of the algorithm. We consider the two cases of moderately (20%) and heavily (40%) doped regimes and moderate values of the interaction strength ($U/t = 4$) in two and three dimensions. The convergence of DiagMC is checked by performing simulations with ever increasing expansion order cut-off until the extrapolation to infinite order can be done with confidence. Although the sign problem is manageable for moderate interactions, simulations do get exponentially harder when the expansion order is increased. Fortunately, we can extract the converged result before the sign problem becomes too severe. In case of the Hubbard model we typically see convergence of the se-

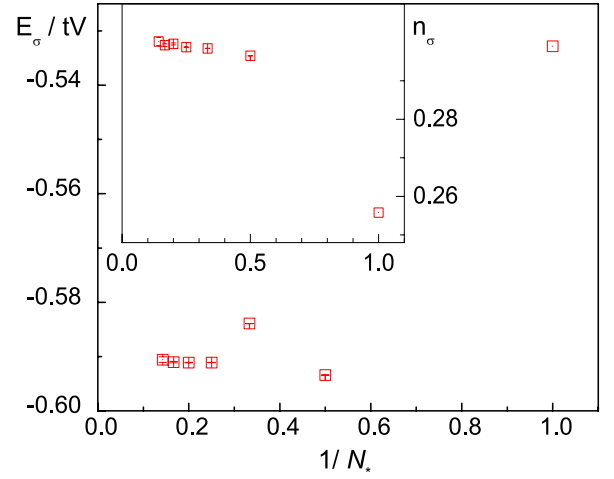


FIG. 1: (color online) Energy density per spin component for the 2D Hubbard model as a function of inverse expansion order cut-off N_* . This example is showing data for $U/t = 4$ and $T/t = 0.025$. The density is shown in the inset. We observe convergence around order 4, and the extrapolation to the infinite order can be done reliably. Error bars are smaller than the symbol size.

ries around fourth order for a moderate interaction $U/t = 4$ and sufficiently far away from half filling (see Fig. 1). All the results shown in this work are obtained by observing a clear plateau, from which we deduce the infinite-order answer with confidence.

Let us first focus on the two-dimensional heavily hole-doped system with $\langle n_\sigma \rangle \approx 0.3$. Figure 2 shows the energy density per spin component E_σ/tV as a function of temperature at a constant chemical potential $\mu/t = -0.15$ and on-site repulsion $U/t = 4$. The density per spin component n_σ is shown in the inset. The lowest temperature in the plot, $\beta t = 40$, is about two orders of magnitude below the Fermi energy ϵ_F . We clearly observe the Fermi liquid behavior, and the Fermi liquid parameters can be extracted by fitting the data to the expected T^2 dependence (solid line in the figure)

$$E(T) - E(0) = (\rho_F + \rho'_F \epsilon_F) \frac{\pi^2 T^2}{6}, \quad n(T) - n(0) = \rho'_F \frac{\pi^2 T^2}{6}, \quad (2)$$

where ρ_F and ρ'_F are the Fermi-surface density of states and its derivative respectively. We find $\rho_F = 0.06(4)$, $\rho'_F = 0.095(20)$. Note that the single-site DMFT results coincide with DiagMC data over the entire temperature range.

Next, we consider the same system on the particle-doped side (20% overdoped), $\langle n_\sigma \rangle \approx 0.6$, closer to half filling. Figure 3 shows particle density at $\mu/t = 3.1$. In contrast to the previous case, we clearly see a systematic deviation of the single-site DMFT data from the DiagMC results for temperatures $T \lesssim t$. Upon increasing the cluster size the DCA data progressively approach the DiagMC points. Still, even 4×4 clusters are not sufficient to attain the accuracy of DiagMC in this parameter regime (estimating systematic error bars of DCA for an infinite system requires an extrapolation in cluster

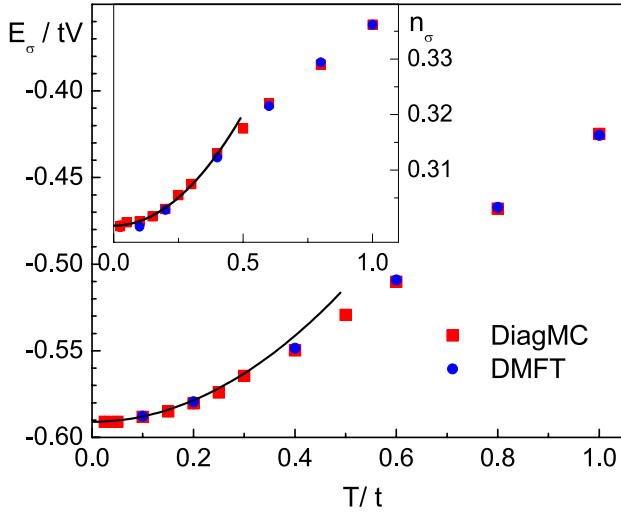


FIG. 2: (color online) Energy density per spin component and density (see inset) as a function of temperature for the 2D Hubbard model at fixed interaction strength $U/t = 4$ and chemical potential $\mu/t = -0.15$. Within error bars, DMFT (blue circles) coincides with the DiagMC (red squares) results. The Fermi liquid fit, see Eq.(2), is shown by solid lines.

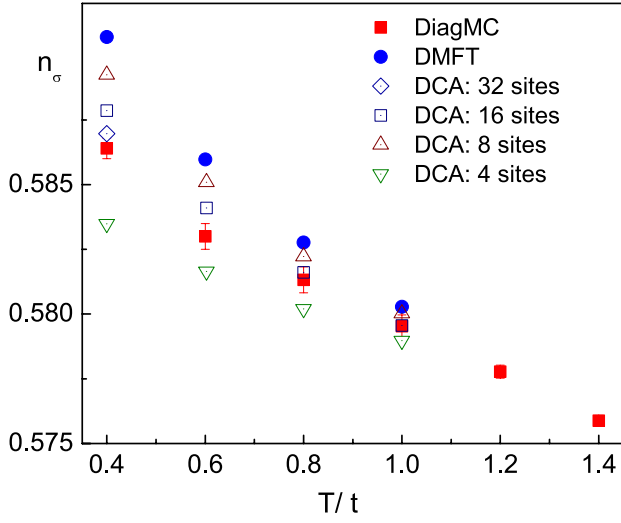


FIG. 3: (color online) Comparison between the DiagMC and DCA methods: Density as a function of temperature for the 2D Hubbard model at $U/t = 4$ and $\mu/t = 3.1$. For temperatures $T \lesssim t$ a systematic deviation of DCA data from DiagMC points is seen. The deviation is diminishing with increasing the size of the DCA cluster, the four-site results show deviations from single site and larger clusters because of the establishment of local short-range order[23].

size).

The difference between single-site DMFT and DiagMC results is reflected in the momentum dependence of the self-energy. By construction, Σ is momentum independent in single-site DMFT. In Fig. 4, we consider $\Sigma(\mathbf{p}, \xi)$ at the lowest Matsubara frequency $\xi = \pi/\beta$ along the $p_x = p_y$ axis. We

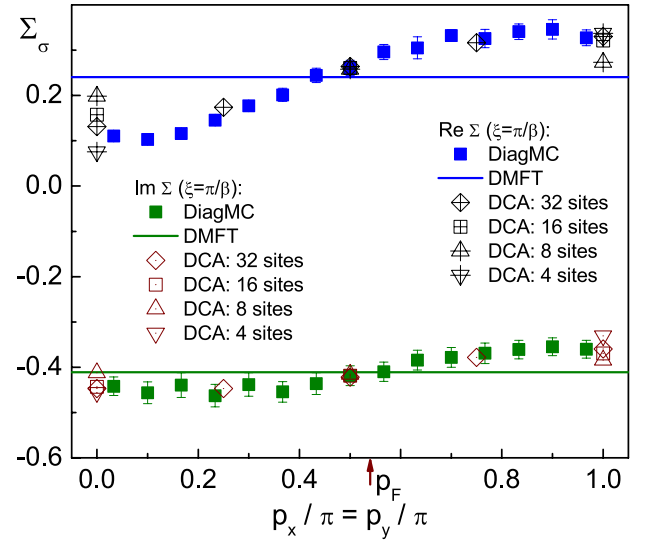


FIG. 4: (color online) Momentum-dependence of the self-energy at Matsubara frequency $\xi = \pi/\beta$ along the axis $p_x = p_y$ in the first Brillouin zone for the Hubbard model with the parameters $U/t = 4$, $\mu/t = 3.1$ and $T/t = 0.4$. DiagMC (squares) includes the full momentum-dependence, whereas single-site DMFT (solid lines) is momentum independent. The results of DCA calculations are plotted by open symbols for clusters of size 4, 8, 16, and 32. Note that a good agreement between DiagMC and DCA is reached with 32-site clusters. The mean-field contribution (the Hartree term $Un_\sigma \approx 2.3t$) was subtracted to magnify fine details. The arrow indicates the position of the Fermi momentum p_F .

observe that the DMFT line crosses the DiagMC data at the Fermi level, which explains why the Σ dependence on momentum does not lead to large deviations of DMFT predictions for energy and density from the unbiased DiagMC results. Cluster DMFT simulations do include momentum dependence of the self-energy approximately. As expected, the DCA results get systematically closer to the DiagMC curves when increasing the cluster size. For a cluster of 32 sites, DCA shows a momentum dependence which is in good agreement with DiagMC.

We now turn to the comparison with high-temperature series expansion [18, 19, 20] up to tenth order in βt . To demonstrate that the DiagMC is insensitive to the spatial dimension, we will perform this comparison in three dimensions (3D). Figure 5 shows the energy and density dependence on temperature for the 3D Hubbard model at $U/t = 4$. In this particular example we keep the renormalized chemical potential $\mu' = \mu - Un_\sigma$ fixed. Within DiagMC, the variable μ' is more convenient than the physical chemical potential μ because the Hartree term Un_σ automatically accounts for tadpole diagrams, thus excluding them explicitly from the simulation. Qualitatively, the data is similar to the 2D case. Without Padé approximation the bare HTSE series give an unbiased answer for temperatures only above $T \sim 2t$, while the degenerate Fermi liquid behavior develops only at $T \lesssim t$. Only then

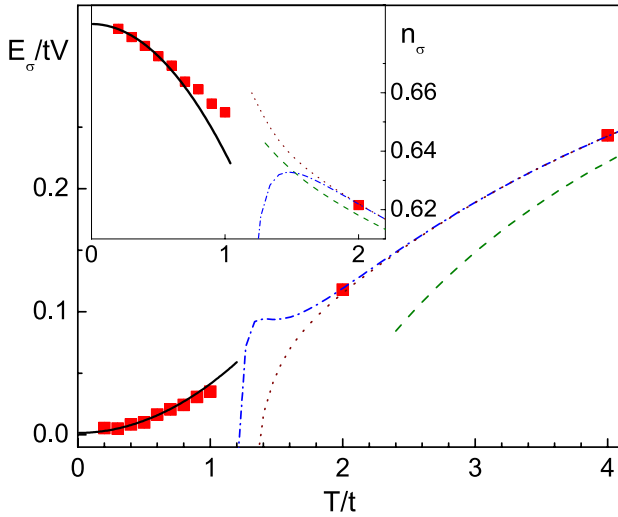


FIG. 5: (color online) Energy density per spin component E_σ/tV and density n_σ (inset) as a function of temperature for the 3D Hubbard model at $U/t = 4$ and $\mu' = \mu - Un_\sigma = 1.5$. DiagMC results are shown by red squares. The HTSE data are shown by lines: second order in βt (green dashed line), eighth order (blue dotted-dashed line), and tenth order (red dotted line). At low temperature, the Fermi liquid behavior is fitted to the DiagMC results (black solid line). The extracted Fermi liquid parameters are $\rho(\epsilon_F) = 0.26(4)$, $\rho'(\epsilon_F) = -0.025(2)$.

the energy and density display the characteristic quadratic dependence on temperature. The fitted values of the density of single-particle states at the Fermi energy and its derivative are given in the caption of Fig. 5.

Summarizing, we have explored the applicability of the DiagMC method with bare propagators and bare interaction vertices, and without anomalous propagators, to numerically solving the repulsive Hubbard model. We found that for moderate values of interaction, $U/t \lesssim 4$, the method produces controllably accurate results for the correlated Fermi liquid regime. Reaching a pronounced degenerate Fermi liquid regime immediately implies that one can determine effective Fermi-liquid parameters characterizing the flow towards Cooper instability in different symmetry channels, and reliably predict T_c without actually simulating exponentially low temperatures. The data reported here can serve as established benchmarks for present experiments on ultracold atoms in optical lattices and state-of-the-art numeric techniques. This work constitutes a proof of principle that DiagMC is a reliable method for dealing with hard many-body problems. Further progress can be made by using Dyson and/or Bethe-Salpeter equations to arrive at the self-consistent skeleton-diagrams description [17], which would allow one to consider larger interaction strengths and, possibly, reach the critical points of the model. Going below the critical point might be possible by introducing anomalous propagators.

We thank V. Scarola and J. Oitmaa for providing us with the high-temperature expansion series. We are grateful to A. Georges, A. Muramatsu, O. Parcollet, F. Werner and P. Werner

for stimulating discussions. We wish to acknowledge financial support from FWO-Vlaanderen, the Swiss National Science Fund, NSF Grants PHY-0653183 and DMR-0705847, the DARPA OLE program. L.P., N.P., B.S., and M.T. are grateful to the Aspen Center for Physics for hospitality. Simulations were performed on the Brutus cluster at ETH Zürich. The DMFT results were obtained with the numerically exact continuous-time auxiliary field cluster impurity solver[24], based on ALPS[25].

* Electronic address: kris.vanhoucke@ugent.be

- [1] M. Troyer and U.-J. Wiese, Phys. Rev. Lett. **94**, 170201 (2005).
- [2] J. Hubbard, Proc. Roy. Soc. (London), Ser. A **276**, 238 (1963).
- [3] P.W. Anderson, *The Theory of Superconductivity in High- T_c Cuprates* (Princeton Univ. Press, Princeton, 1997).
- [4] M. Köhl *et al.*, Phys. Rev. Lett. **94**, 080403 (2005).
- [5] R. Jördens, N. Strohmaier, K. Günter, H. Moritz and T. Esslinger, Nature **455**, 204 (2008).
- [6] U. Schneider, L. Hackermüller, S. Will, Th. Best, I. Bloch, T.A. Costi, R.W. Helmes, D. Rasch, A. Rosch, Science **322**, 1520 (2008).
- [7] S. Trotzky *et al.*, cond-mat/0905.4882 (2009).
- [8] A. Georges, G. Kotliar, W. Krauth, and M.J. Rozenberg, Rev. Mod. Phys. **68**, 13 (1996).
- [9] M. Hettler, A. N. Tahvildar-Zadeh, M. Jarrell, *et al.*, Phys. Rev. B **58**, R7475 (1998).
- [10] A. I. Lichtenstein and M. I. Katsnelson, Phys. Rev. B **62**, R9283 (2000).
- [11] G. Kotliar, S. Savrasov, G. Pálsson, and G. Biroli, Phys. Rev. B **58**, R7475 (1998).
- [12] T. Maier, M. Jarrell, T. Pruschke, and M.H. Hettler, Rev. Mod. Phys. **77**, 1027 (2005).
- [13] N.V. Prokof'ev and B.V. Svistunov, Phys. Rev. Lett. **81**, 2514 (1998).
- [14] N.V. Prokofev and B.V. Svistunov, Phys. Rev. B **77**, 020408 (2008); *ibid.* 125101 (2008).
- [15] K. Van Houcke, E. Kozik, N.V. Prokof'ev, and B.V. Svistunov, in Computer Simulation Studies in Condensed Matter Physics XXI, edited by D.P. Landau, S.P. Lewis, and H. B. Schüttler (Springer-Verlag, Berlin, 2008); arXiv:0802.2923.
- [16] F.J. Dyson, Phys. Rev. **85**, 631 (1952).
- [17] N.V. Prokofev and B.V. Svistunov, Phys. Rev. Lett. **99**, 250201 (2007).
- [18] J.A. Henderson, J. Oitmaa and M.C.B. Ashley, Phys. Rev. B **46**, 6328 (1992).
- [19] D.F. ten Haaf and J. M. van Leeuwen, Phys. Rev. B **46**, 6313 (1992).
- [20] J. Oitmaa *et al.*, *Series Expansion Methods for Strongly Interacting Lattice Models* (Cambridge University Press, Cambridge, 2006).
- [21] A.L. Fetter and J.D. Walecka, *Quantum Theory of Many-Particle Systems* (McGraw-Hill, New York, 1971).
- [22] E.M. Lifshitz and L.P. Pitaevskii, *Statistical Mechanics*, Part 2 (Pergamon Press, Oxford, 1980).
- [23] E. Gull, P. Werner, X. Wang, *et al.*, EPL **84**, 37009 (2008).
- [24] E. Gull, P. Werner, O. Parcollet, and M. Troyer, EPL **82**, 57003 (2008).
- [25] F. Albuquerque *et al.*, J. Magn. Magn. Mater. **310**, 1187 (2007).