

Explosive percolation in scale-free networks

Filippo Radicchi¹ and Santo Fortunato¹

¹*Complex Networks and Systems Group, ISI Foundation, Torino, Italy*

We study scale-free networks constructed via a cooperative Achlioptas growth process. Links between nodes are introduced in the network in order to produce a scale-free graph with given exponent λ for the degree distribution, but the choice of each new link depends on the mass of the clusters that this link will merge. Networks constructed via this biased procedure show a percolation transition which strongly differs from the one observed in standard percolation, where links are introduced just randomly. The different growth process leads to a phase transition with a non-vanishing percolation threshold already for $\lambda > \lambda_c \sim 2.2$. More interestingly, the transition is continuous when $\lambda \leq 3$ but becomes discontinuous when $\lambda > 3$. This may have important consequences both for the structure of networks and for the dynamics of processes taking place on them.

PACS numbers: 89.75.Hc, 05.45.Df

Keywords: Networks, percolation

The modern science of networks [1, 2, 3] has opened new perspectives in the study of complex systems. The simple graph representation, where the elementary units of a system become nodes and their mutual interactions links connecting the nodes pairwise, enables one to understand a lot of properties about the structure and dynamics of a system. In particular, the degree distribution $P(k)$, i. e. the probability distribution of the number of neighbors k of a node, plays an important role. Real networks often display skewed degree distributions, where many nodes with low degree coexist with some nodes with high degree (*hubs*). The presence of the hubs is responsible for a number of striking properties, like a high resilience against random failures/attacks [4] and the absence of an epidemic threshold [5]. Resilience is determined by checking what is the fraction of nodes/links that need to be removed in order to split the network into a set of microscopic disjoint connected components. This is closely related to the process of *percolation* [6], where one studies the conditions leading to the formation of a macroscopic (*giant*) component of the network. Here one starts from a set of nodes and no links; links are added randomly or according to a certain rule, until a giant component is formed. On networks having power law degree distributions (scale-free networks) with exponent λ smaller than 3, it has been shown that the fraction of nodes/links to be removed from the graph for it to have no giant component tends to 1 in the limit of infinite network size [7]. In the spirit of percolation, and focusing on links, this can be read the other way around: a scale-free network with $\lambda < 3$ is kept connected by a vanishing fraction of randomly chosen links, i.e. the percolation threshold is zero. For $\lambda > 3$, instead, a finite threshold appears. Indeed, a giant component exists if the average number z_2 of next-to-nearest neighbors of a node exceeds the average number $z_1 = \langle k \rangle$ of its nearest neighbors [8]. On networks without degree-degree correlations [9], $z_2 = \langle k^2 \rangle - \langle k \rangle$, which diverges when the

exponent λ of $P(k)$ is smaller than 3, whereas it is finite when $\lambda > 3$. The divergence of the variance $\langle k^2 \rangle$ is generally a sufficient condition to ensure the absence of a percolation threshold on a scale-free graph, with or without degree-degree correlations [10], although in the case of large disassortativity a finite percolation threshold may emerge [11].

In any case, whether there is a finite threshold or not, the percolation transition in networks is continuous: the order parameter, represented by the relative size of the giant component with respect to the whole system, varies continuously from zero starting from the critical point. This is due to the fact that links are (usually) randomly placed on the network. Recent work by Achlioptas and coworkers has shown that, for networks similar to Erdős-Rényi random graphs [12], the percolation transition becomes discontinuous (first-order) if links are placed according to special non-random rules [13]. Such growth processes for graphs are meanwhile known as *Achlioptas processes*, and the resulting connectedness transition as *explosive percolation*. In this letter we want to explore what happens if one grows a scale-free network via an Achlioptas growth process. We will see that the resulting scenario is very different than in the case of ordinary percolation.

Let us first define an Achlioptas growth process. The goal is to construct a random network of N nodes and given degree sequence $\{k_1, k_2, \dots, k_N\}$. If links are placed randomly, the procedure can be carried out with the configuration model [14]. Here instead, the criterion to add links is different. At the beginning of the algorithm (i.e., stage $t = 0$), we set $k_s(0) = k_s$ for each node s (the only condition needed is that $\sum_s k_s$ should be an even number). The variables $k_s(t)$ act as a sort of counters: whenever a stub incident on node i is connected to another stub incident on node j , $k_i(t+1) = k_i(t) - 1$ and $k_j(t+1) = k_j(t) - 1$. The construction proceeds until $T = \frac{1}{2} \sum_s k_s$ links have been drawn,

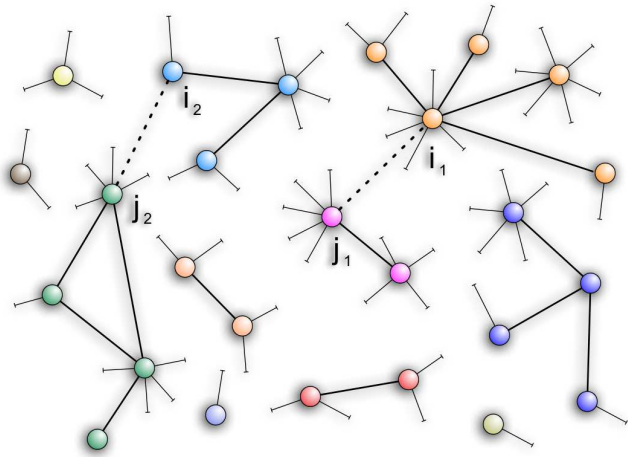


Figure 1: Scheme of the construction process of a network by means of an Achlioptas process with product rule (PR). Two pairs of stubs are taken at random (each pair is indicated by the dotted lines), and the products of the sizes of each pair of clusters merged by joining the stubs are computed. The stubs which are finally joined are those that minimize the product of the corresponding cluster sizes. In the case illustrated, one would join the nodes i_1 and j_1 , which yield a product cluster size $2 \cdot 5 = 10$, whereas i_2 and j_2 yield a product cluster size $3 \cdot 4 = 12$.

which stands for $k_s(T) = 0$, $\forall s$ (i.e. there are no more stubs to be connected between node pairs). At each stage t of the growth, two pairs of vertices (i_1, j_1) and (i_2, j_2) are selected as candidate links: these nodes are randomly selected among all vertices in the network with probabilities $p_{i_1}(t) = k_{i_1}(t) / \sum_s k_s(t)$, $p_{j_1}(t) = k_{j_1}(t) / \sum_s k_s(t)$, $p_{i_2}(t) = k_{i_2}(t) / \sum_s k_s(t)$ and $p_{j_2}(t) = k_{j_2}(t) / \sum_s k_s(t)$, respectively, which basically means that the candidate links (i_1, j_1) and (i_2, j_2) are respectively selected with probabilities $p_{(i_1, j_1)}(t) = p_{i_1}(t) p_{j_1}(t)$ and $p_{(i_2, j_2)}(t) = p_{i_2}(t) p_{j_2}(t)$. In order to decide which of the two candidate links should be selected to become a real link to be added to the network, one computes the quantities $L_{(i_1, j_1)}(t) = M_{i_1}(t) M_{j_1}(t)$ and $L_{(i_2, j_2)}(t) = M_{i_2}(t) M_{j_2}(t)$, expressing the product of the sizes of the clusters that the two selected links would merge (Fig. 1). Finally, one draws the link for which the quantity L is lower. The former selection rule is called product rule (PR). In principle other different reasonable criteria may be used instead of the PR: taking the sum instead of the product, maximizing instead of minimizing, etc.. It should also be noticed that, during the construction of the network, one should avoid the presence of multiple links (links connecting pairs of nodes already connected) and self-loops (links starting and ending at the same node). However, if the network is sufficiently large and sparse (i. e., the average degree does not depend on the network size) the probability to create multiple links and/or self-loops is negligible.

As we have mentioned above, on Erdős-Rényi graphs the process we have described generates a discontinuous percolation transition [13]. More recently, Ziff has studied the same process for bond percolation on two-dimensional square lattices [15], finding again a discontinuous transition.

A natural parameter which allows to follow the construction of the network is $p = t/T$, which expresses the fraction of links added to the network during its growth. Following the construction of the network as a function of p allows to study the formation of the giant component and the associated percolation transition of the network. This technique allows to create the whole phase diagram of the transition through a single simulation [16].

Let us define as order parameter the percolation strength $S^{(1)} = M^{(1)}/N$, where $M^{(1)}$ indicates the relative mass (i.e., number of nodes) belonging to the largest connected component in the network. If the transition is continuous (i.e., second-order), the theory of finite size scaling tells us that the percolation strength of a network composed of N nodes obeys the relation

$$S^{(1)} = N^{-\beta/\nu} F \left[(p - p_c) N^{1/\nu} \right] \quad , \quad (1)$$

where p_c is the percolation threshold (in the limit of systems of infinite size), β and ν are critical exponents of the transition and $F(\cdot)$ is a universal function. Similar laws of finite size scaling may be written for other observables. Here we consider the susceptibility $\chi = N \sqrt{\langle S^{(1)2} \rangle - \langle S^{(1)} \rangle^2}$, which quantifies the amplitude of the fluctuations of the percolation strength. The susceptibility χ obeys the relation

$$\chi = N^{\gamma/\nu} F \left[(p - p_c) N^{1/\nu} \right] \quad , \quad (2)$$

where γ is another critical exponent which characterizes the transition.

The susceptibility χ can be used for the determination of the critical point p_c . The percolation threshold $p_c(N)$ of a system of finite size N obeys the relation

$$p_c(N) = p_c + bN^{-1/\nu} \quad . \quad (3)$$

$p_c(N)$ can be determined by finding the value of p for which the absolute maximum of χ occurs. Then a simple linear fit (based on the maximization of the Pearson's correlation coefficient) of $p_c(N)$ vs. $N^{-1/\nu}$ allows to simultaneously compute both values of p_c and ν . The same kind of analysis may be performed by determining $p_c(N)$ as the value of p at which one observes the absolute maximum of $S^{(2)}$ (i.e., the relative size of the second largest component) [17]. In our numerical simulations, we find a perfect agreement between the two different approaches. When the transition is discontinuous (i.e., first-order), finite size scaling does not work. The scaling relations (1) and (2) trivially apply with $\beta/\nu = 0$ and $\gamma/\nu = 1$. The

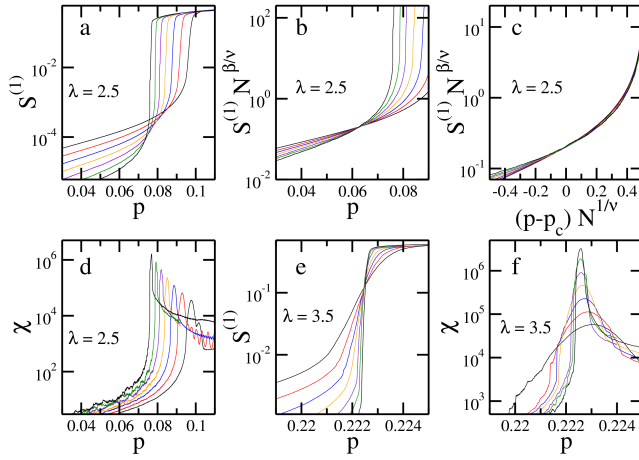


Figure 2: Explosive percolation transition in scale-free networks. For $\lambda = 2.5$ the transition is continuous. In (a) and (b) we show the percolation strengths corresponding to different system sizes and their rescaling $S^{(1)} N^{\beta/\nu}$, respectively. The validity of Eq.(1) can be proved by plotting $S^{(1)} N^{\beta/\nu}$ vs. $(p - p_c) N^{1/\nu}$ (c). The position of the peak of the susceptibility χ moves gradually towards p_c as the system size increases (d). Differently, for $\lambda = 3.5$ the transition is discontinuous: percolation strengths corresponding to different system sizes do not have a scaling form (e). In addition, the location of the peaks of the susceptibility is essentially the same for any system size (f). The network sizes go from 256000 to 16384000, via successive doublings.

curves $S^{(1)}$ vs. p corresponding to different system sizes do not scale and $p_c(N)$ approaches p_c faster than as a power law in the limit of large N .

We consider scale-free networks with degree exponent λ [i.e., $P(k) \sim k^{-\lambda}$, where $P(k)$ is the probability that a node has degree equal to k]. We consider two main scenarios, by setting the networks' cut-off (i.e., largest degree) equal to \sqrt{N} and to $N^{1/(\lambda-1)}$. The results however do not qualitatively depend on this choice. We additionally check whether multiple links and/or self-loops affect the results of our simulations and we did not find any significant difference with the cases in which they are avoided.

When a scale-free network is constructed via an Achlioptas growth process, the formation of the giant component is delayed. One needs to add a fraction of links much larger than in a standard random process before seeing the emergence of the giant component. Interestingly, for $\lambda < 3$ it is already possible to measure a non-vanishing value of the percolation threshold. As an illustrative example, in Fig. 2 we show the behavior of the order parameter $S^{(1)}$ and the susceptibility χ as a function of p . We see that for $\lambda = 2.5$ the scenario is the one expected for a continuous transition, as confirmed by the scaling behavior of $S^{(1)}$ of Fig. 2(c), whereas for

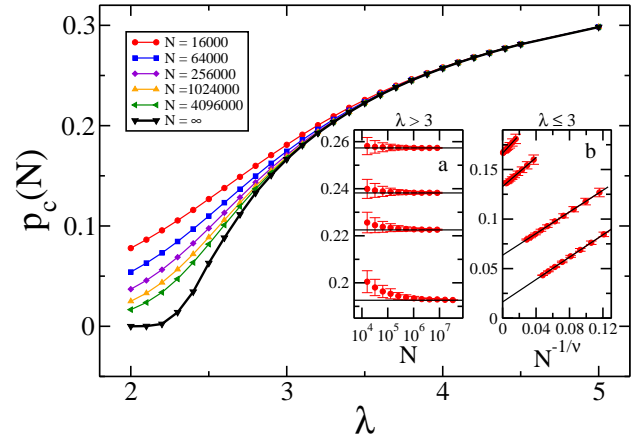


Figure 3: Percolation threshold $p_c(N)$ as a function of the degree exponent λ for various network sizes N . The black line represents the infinite size limit extrapolation of the critical threshold. This extrapolation is made by using Eq. (3) for $\lambda \leq 3$ (inset b, from bottom to top $\lambda = 2.3, 2.5, 2.8$ and 3.0), while for $\lambda \geq 3$ one uses the value of the plateau the pseudocritical points converge to (inset a, from bottom to top $\lambda = 3.2, 3.5, 3.7$ and 4.0).

$\lambda = 3.5$ the situation is different.

We have carried out a detailed finite size scaling analysis of the percolation transition in the range of exponents $2 \leq \lambda \leq 5$. For each value of λ we have determined the pseudocritical point at a given system size N and derived the infinite size limit of the threshold by using Eq. (3). In Fig. 3 we plot the lines of the pseudocritical points for various network sizes as a function of λ . The black line indicates the extrapolation to the infinite size limit. We see that the threshold is essentially zero up to $\lambda_c \sim 2.2$, and becomes non-zero for $\lambda > \lambda_c$. We stress that from our analysis we are not able to exclude that for $2 \leq \lambda \leq \lambda_c$ the threshold is non-zero but very small; unfortunately, in order to clarify the situation one should use systems of orders of magnitude larger than the ones we studied, which lie already at the boundary of what one could do without using supercomputers.

Interestingly, for $\lambda > 3$ the pseudocritical point approaches the actual threshold faster than as a power law, and the relation (3) does not hold, which hints to a first order phase transition. The two insets show the different approach to the infinite size limit of the pseudocritical points in the two regimes, with scaling for $\lambda < 3$ (inset b) and without scaling for $\lambda > 3$ (inset a).

In the region of λ -values where we observe the second order phase transition we also computed the critical exponents, by performing a finite size scaling analysis of the two main variables $S^{(1)}$ and χ at the critical point, according to Eqs. (1) and (2). The results are illustrated in Fig. 4. We plot the values of the exponents' ratios β/ν , γ/ν and the sum $\beta/\nu + \gamma/\nu$. We see that β/ν , γ/ν

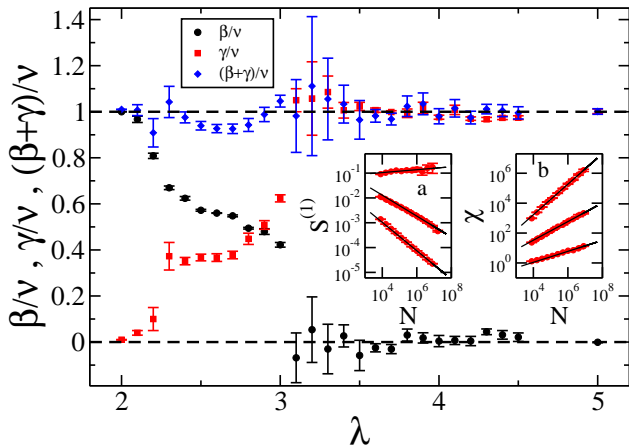


Figure 4: Critical exponents' ratios β/ν and γ/ν as a function of the degree exponent λ . The insets show the scaling at p_c of the quantities $S^{(1)} \sim N^{-\beta/\nu}$ (inset a) and $\chi \sim N^{\gamma/\nu}$ (inset b) for three different values of λ : from bottom $\lambda = 2.5, 3.0$ and 3.5 .

are always in the range between 0 and 1, but their values depend on λ . The sum $\beta/\nu + \gamma/\nu$, instead, is always 1 with good approximation. We also remark that around λ_c the exponents display a jump. This is due to the fact that the threshold goes to very small values for $\lambda < \lambda_c$ (consistent with zero), and finite size scaling cannot be accurate. For $\lambda > 3$ the exponents take trivial values: $\beta = 0$, as the order parameter at criticality does not vanish in the infinite size limit; $\gamma = \nu$, as the susceptibility is an extensive variable, as it should be if the transition were discontinuous. The insets show the finite size scaling analysis on both exponents' ratios for three values of λ . For the order parameter $S^{(1)}$ we see that, while for $\lambda < 3$ there is a clear power law scaling, as it should be for a continuous transition, for $\lambda > 3$ there is a saturation. Similarly, for the susceptibility χ , we see that the scaling is non-linear with N for $\lambda < 3$, whereas for $\lambda > 3$ it becomes linear, as it happens for extensive quantities.

We have studied the percolation transition on static scale-free networks built with an Achlioptas process with product rule. We have found striking differences with standard percolation, from the existence of a finite threshold for $\lambda < 3$ to the discontinuous character of the transition for $\lambda > 3$. Our findings show that the building mechanism of scale-free networks may strongly affect dynamic processes taking place on the network, along with structural features (e. g., resilience to failures/attacks), even if the degree distribution is predefined. So, very different phenomena can occur on networks with exactly the same degree distribution. We believe that the pro-

cess we have studied here deserves further investigations, both from the numerical and the analytical point of view and that it may reveal new exciting perspectives in the field of complex networks and more generally of critical phenomena. Moreover, this finding may open new perspectives in other fields where networks are important, such as computer science and engineering. In particular, the issues of robustness and information transmission are inextricably linked to percolation.

We are indebted to J. J. Ramasco for bringing this problem to our attention. S. F. also gratefully acknowledges ICTeCollective, grant number 238597 of the European Commission. At the moment of submission of this manuscript we have noticed a paper by Cho et al., just posted on the electronic archive [18]. The paper deals with the same problem we have tackled here, but the model used to build the network is not the same, which leads to significant discrepancies in the results. We apologize with Cho et al. for this unlucky and unwanted coincidence and hope to have a constructive debate about this issue.

-
- [1] M. E. J. Newman, *SIAM Review* **45**, 167 (2003).
 - [2] S. Boccaletti, V. Latora, Y. Moreno, M. Chavez and D.-U. Hwang, *Phys. Rep.* **424**, 175 (2006).
 - [3] A. Barrat, M. Barthélemy and A. Vespignani, *Dynamical Processes on Complex Networks*, Cambridge University Press, Cambridge (2008).
 - [4] R. Albert, H. Jeong and A.-L. Barabási, *Nature* **406**, 378 (2000).
 - [5] R. Pastor-Satorras and A. Vespignani, *Phys. Rev. Lett.* **86**, 3200 (2001).
 - [6] D. Stauffer and A. Aharony, *Introduction to Percolation Theory*, Taylor & Francis, London (1994).
 - [7] R. Cohen, K. Erez, D. ben-Avraham and S. Havlin, *Phys. Rev. Lett.* **85**, 4626 (2000).
 - [8] M. E. J. Newman, S. H. Strogatz and D. J. Watts, *Phys. Rev. E* **64**, 026118 (2001).
 - [9] R. Pastor-Satorras, A. Vazquez and A. Vespignani, *Phys. Rev. Lett.* **87**, 258701 (2000).
 - [10] S.N. Dorogovtsev, A. V. Goltsev and J. F. F. Mendes, *Rev. Mod. Phys.* **80**, 1275 (2008).
 - [11] A. Vazquez and Y. Moreno, *Phys. Rev. E* **67**, 015101(R) (2004).
 - [12] P. Erdős and A. Rényi, *Publ. Math. Inst. Hungar. Acad. Sci.* **5**, 17 (1960).
 - [13] D. Achlioptas, R. M. D'Sousa and J. Spencer, *Science* **323**, 1453 (2009).
 - [14] M. Molloy & B.A. Reed, *Random Struct. Algorithms* **6**, 161 (1995).
 - [15] R.M. Ziff, arXiv: 0903.4678 (2009).
 - [16] M.E.J Newman & R.M. Ziff, *Phys. Rev. Lett.* **85**, 4104 (2000).
 - [17] Z. Wu et al., *Phys. Rev. E* **75**, 066110 (2007).
 - [18] Y. S. Cho et al., eprint arXiv:0907.0309.