

# Kinematic deprojection and mass inversion of spherical systems of known velocity anisotropy

Gary A. Mamon<sup>1,2\*</sup> and Gwenaél Boué<sup>1,3†</sup>

<sup>1</sup>*Institut d'Astrophysique de Paris (UMR 7095: CNRS & UPMC), 98 bis Bd Arago, F-75014 Paris, France*

<sup>2</sup>*Astrophysics & BIPAC, University of Oxford, Keble Rd, Oxford OX1 3RH, UK*

<sup>3</sup>*Astronomie et Systèmes Dynamiques, IMCCE-CNRS UMR8028, Observatoire de Paris, UPMC, 77 Av. Denfert-Rochereau, F-75014 Paris, France*

Accepted ???. Received ???; in original form ???

## ABSTRACT

Traditionally, the mass-anisotropy degeneracy inherent in the spherical stationary non-streaming Jeans equation has been handled by assuming a mass profile and fitting models to the observed kinematical data. However, mass profiles are still not well known: there are discrepancies in the inner slopes of the density profiles of halos found in dissipationless cosmological  $N$ -body simulations, and the inclusion of gas alters significantly these inner slopes. Here, the opposite approach is considered: the equation of anisotropic kinematic projection is inverted for known arbitrary anisotropy to yield the space radial velocity dispersion profile in terms of an integral involving the radial profiles of anisotropy and isotropic dynamical pressure (itself a single integral of observable quantities). Then, through the Jeans equation, the mass profile of a spherical system is derived in terms of double integrals of observable quantities. Single integral formulas are provided for several simple anisotropy models (isotropic, radial, circular, general constant, Osipkov-Merritt, Mamon-Lokas and Diemand-Moore-Stadel). Tests of the mass inversion on NFW models with the first four of these anisotropy models yield accurate results in the case of perfect observational data, and typically better than 70% (in 4 cases out of 5) accurate mass profiles for the sampling errors expected from current observational data on clusters of galaxies. For the NFW model with mildly increasing radial anisotropy, the mass is found to be insensitive to the adopted anisotropy profile at 7 scale radii and to the adopted anisotropy radius at 2.5 scale radii. This anisotropic mass inversion method is a useful complementary tool to analyze the mass and anisotropy profiles of spherical systems. It provides the practical means to lift the mass-anisotropy degeneracy in quasi-spherical systems such as globular clusters, round dwarf spheroidal and elliptical galaxies, as well as groups and clusters of galaxies, when the anisotropy of the tracer is expected to be linearly related to the slope of its density (Hansen & Moore 2006).

## 1 INTRODUCTION

The major goal of kinematical modelling of a self-gravitating astrophysical system, observed at one instant, is to measure on one hand the total mass distribution (visible and dark matter), and on the other hand the three dimensional velocity streaming and dispersion moments. The modeller has at his disposal, at best, maps of surface density (or surface brightness) and of the velocity field at each point, or else its moments (line-of-sight mean velocity, dispersion, skewness and kurtosis).

The basic equation for such kinematical modelling is the *collisionless Boltzmann equation* (hereafter CBE, but also often called Liouville or Vlasov, see Hénon 1982), which states the incompressibility of the system in 6-dimensional phase (position, velocity) space:

$$\frac{\partial f}{\partial t} + \mathbf{v} \cdot \nabla f - \nabla \Phi \cdot \frac{\partial f}{\partial \mathbf{v}} = 0,$$

where  $\Phi$  is the gravitational potential (hereafter potential) and  $f$  is the *distribution function*, that is the density in phase space. Unfortunately, the resolution of the CBE is difficult, especially when projection equations are taken into account.<sup>1</sup> In particular, the CBE presents a degeneracy between the unknown potential and the unknown velocity field (given that observations usually limit the velocities to their projection along the line-of-sight, measured through redshifts).

<sup>1</sup> Note that for *dynamical* studies, a fast computer code has been recently developed by Alard & Colomby (2005) that solves the CBE in 1+1 dimensions, and a 3+3 dimension code is under development by G. Lavaux and these authors.

The traditional simpler approach has been to use the (first) velocity moments of the CBE, which are more easily related to observables, the *Jeans equations* that pertain to local dynamical equilibrium

$$\frac{\partial \bar{\mathbf{v}}}{\partial t} + (\bar{\mathbf{v}} \cdot \nabla) \bar{\mathbf{v}} = -\nabla \Phi - \frac{1}{\rho} \nabla \cdot (\rho \boldsymbol{\sigma}^2), \quad (1)$$

where  $\rho$  is the space density of the *tracer* used to observe the system,  $\boldsymbol{\sigma}^2$  is the dispersion tensor, whose elements are  $\sigma_{ij}^2 = \overline{v_i v_j} - \bar{v}_i \bar{v}_j$ , and  $\rho \boldsymbol{\sigma}^2$  is the *anisotropic dynamical pressure tensor*. With the simplifying assumptions of stationarity and the absence of streaming motions, one arrives at the *stationary non-streaming Jeans equations*:

$$\nabla \cdot (\rho \boldsymbol{\sigma}^2) = -\rho \nabla \Phi. \quad (2)$$

Using the stationary non-streaming Jeans equations (2), one can relate the orbital properties, contained in the pressure term with the mass distribution contained in the potential (through Poisson's equation).

The small departures from circular symmetry of many astrophysical systems observed in projection, such as globular clusters, the rounder elliptical galaxies (classes E0 to E2), and groups and clusters of galaxies, has encouraged dynamicists to assume spherical symmetry to perform the kinematical modelling. The *stationary non-streaming spherical Jeans equation* can then be simply written

$$\frac{d(\rho \sigma_r^2)}{dr} + 2 \frac{\beta}{r} \rho \sigma_r^2 = -\rho(r) \frac{GM(r)}{r^2}, \quad (3)$$

where  $M(r)$  is the *total* mass profile, while

$$\beta(r) = 1 - \frac{\sigma_\theta^2 + \sigma_\phi^2}{2 \sigma_r^2} = 1 - \frac{\sigma_\theta^2}{\sigma_r^2}, \quad (4)$$

is the *velocity anisotropy* (hereafter, *anisotropy*) profile, with  $\sigma_r \equiv \sigma_{rr}$ , etc.,  $\sigma_\theta = \sigma_\phi$ , by spherical symmetry, and with  $\beta = 1, 0, \rightarrow -\infty$  for radial, isotropic and circular orbits, respectively. The stationary non-streaming spherical Jeans equation provides an excellent estimate of the mass profile, given all other 3D quantities, in slowly-evolving triaxial systems such as halos in dissipationless cosmological simulations (Tormen, Bouchet, & White 1997) and elliptical galaxies formed by mergers of gas-rich spirals in dissipative  $N$ -body simulations (Mamon et al. 2006).

Again, one is left with having two unknown quantities, the radial profiles of mass and velocity anisotropy, linked by a single equation. In other words, we have to deal with a serious *mass-anisotropy degeneracy*.

The simplest and most popular approach is to assume parametric forms for both the mass and anisotropy profiles. One can then express the product of the observable quantities: *surface density* profile  $\Sigma(R)$  and *line of sight square velocity dispersion* profile  $\sigma_{\text{los}}^2(R)$  vs. *projected radius*  $R$  through the *anisotropic kinematic projection equation* (Binney & Mamon 1982) expressing the *projected dynamical pressure*  $P = \Sigma \sigma_{\text{los}}^2$ :

$$P(R) = \Sigma(R) \sigma_{\text{los}}^2(R) = 2 \int_R^\infty \left[ (r^2 - R^2) \sigma_r^2 + R^2 \sigma_\theta^2 \right] \rho \frac{dr}{r \sqrt{r^2 - R^2}} \quad (5)$$

$$= 2 \int_R^\infty \left( 1 - \beta \frac{R^2}{r^2} \right) p \frac{r dr}{\sqrt{r^2 - R^2}}, \quad (6)$$

where equation (6) is only valid for non-circular orbits, and where  $p = \rho \sigma_r^2$  is the *radial dynamical pressure*.

Inserting the radial pressure<sup>2</sup> (eq. [6]) in the spherical stationary Jeans equation (3), one determines the line of sight velocity dispersions essentially through a double integration over  $\rho M dr$ . Mamon & Łokas (2005b, Appendix) have simplified the problem by writing the projected pressure as a single integral

$$P(R) = \Sigma(R) \sigma_{\text{los}}^2(R) = 2 G \int_R^\infty K_{\text{proj}}[r, R | \beta(r)] \rho M \frac{dr}{r} = 2 \int_R^\infty K_{\text{proj}}[r, R | \beta(r)] \rho v_{\text{circ}}^2 dr, \quad (7)$$

where they were able to determine simple analytical expressions for the dimensionless kernel  $K_{\text{proj}}$  for several popular analytical formulations of  $\beta(r)$ . Note that if one assumes isotropy, the equations are greatly simplified, and one finds (Tremaine et al. 1994; Prugniel & Simien 1997)  $K_{\text{proj}}(r, R) = \sqrt{1 - R^2/r^2}$ . Also, if  $\beta = \text{cst} \neq 0$ , the kernel can be expressed either in terms of incomplete Beta functions (Mamon & Łokas 2005b), or in terms of the easier to compute regularized incomplete Beta functions (Mamon & Łokas 2006). With parametric choices of the mass profile  $M(r)$  and anisotropy profile  $\beta(r)$ , one can fit for the free parameters of these two profiles that lead to the best match of the observed line of sight velocity dispersion profile. The drawback of this *indirect method*, even with the recent introduction of these simplifying kernels, is that the analysis is *doubly-parametric*, so that the derived parameters will be meaningless if one does not choose the right form for both the mass and anisotropy profiles.

The next step in complexity is to perform a *single-parametric* analysis: either isotropy is assumed to *directly* obtain the mass profile, which we call the *mass inversion*, which is the focus of the present paper. Alternatively, a mass profile can be assumed and *one directly* determines the anisotropy profile through the *anisotropy inversion*, first derived by Binney & Mamon (1982), with later and progressively simpler solutions found by Tonry (1983), Bicknell et al. (1989), Solanes & Salvador-Solé (1990), and Dejonghe & Merritt (1992). One can attempt to lift the mass-anisotropy degeneracy by considering together the variation with projected radius of the line-of-sight velocity dispersion and

<sup>2</sup> For clarity, we hereafter drop the term *dynamical* before *pressure*.

*kurtosis* (Łokas 2002; Łokas & Mamon 2003). For halos in cosmological simulations, which are not far from spherical (Jing & Suto 2002 and references therein) and nearly isotropic (Mamon & Łokas 2005b and references therein), viewed in projection, this dispersion-kurtosis analysis yields fairly accurate masses, concentrations and anisotropies (Sanchis, Łokas, & Mamon 2004). Unfortunately, the line-of-sight projection of the 4th order Jeans equation, required in the dispersion-kurtosis method, is only possible when  $\beta = \text{cst}$ , which does not appear to be realistic for elliptical galaxies formed by major mergers (Dekel et al. 2005).

An even more sophisticated and general approach is to adopt a potential and minimize the residuals between the predicted and true observables, i.e. the distribution of objects in projected phase space  $(R, v_{\text{los}})$  (where  $v_{\text{los}}$  is the line of sight velocity) by one of several methods involving the distribution function:

(i) A general global form for the distribution function is adopted, in terms of known integrals of motions. For example, in spherical systems with isotropic non-streaming velocities, the distribution function is a function of energy only, while in anisotropic non-streaming spherical systems it is a function of energy and the modulus of the angular momentum. Alas, there is no known realistic form for  $f = f(E, \mathbf{J})$  for anisotropic non-streaming spherical systems nor for non-spherical systems, although Wojtak et al. (2008) have recently shown that cosmological halos have distribution functions that can be written  $f(E, J) = f_E(E) J^{2(\beta_\infty - \beta_0)} (1 + J^2/J_0^2)^{-\beta_0}$ , where we adopt hereafter the notations  $\beta_0 = \beta(0)$  and  $\beta_\infty = \lim_{r \rightarrow \infty} \beta$ , where  $J_0$  is a free parameter related to the radius where  $\beta(r) = (\beta_0 + \beta_\infty)/2$ . Unfortunately, Wojtak et al. do not provide an analytical formula for  $f_E(E)$ .

(ii) A set of elementary distribution functions of  $E$  or  $(E, J)$  is chosen, as first proposed by Dejonghe (1989), then Merritt & Saha (1993), and applied to elliptical galaxies by Gerhard et al. (1998). One then searches the linear combination of these distribution functions, with positive weights (to ensure a positive global distribution function) that minimizes the residuals between the predicted and true observables. However, there is no guarantee that the set of elementary distribution functions constitute a basis set, so that some global realistic distribution functions may be missed. Moreover, the distribution function may depend on an additional unknown integral of motion.

(iii) A set of delta- distribution functions,  $f = f(E, \mathbf{J})$  is chosen, in other words one considers orbits of given  $E$  and  $\mathbf{J}$  (Schwarzschild 1979; Richstone & Tremaine 1984; Syer & Tremaine 1996). Again one searches for a linear combination of these orbits that minimises the residuals between predicted and true observables, again enforcing positive weights. These weights are obtained either by averaging the observables over an orbit (Schwarzschild) or by continuously updating them (Syer & Tremaine; de Lorenzi et al. 2007). This method is powerful enough to handle non-spherical potentials. However, orbit modelling, at least with orbit-averaged fitting to the observations, appears to have problems of convergence (Cretton & Emsellem 2004; Valluri et al. 2004; but see Richstone et al. 2004 for the opposite view).

The potential can be adapted from the observations, assuming constant mass-to-light ratio ( $M/L$ ) if the observed density is a surface brightness, or constant mass-to-number ratio ( $M/N$ ) if the observed density is a surface number density. If spherical symmetry is assumed, this involves a choice of  $M/L$  or  $M/N$ , the deprojection of the surface density map, and then Poisson's equation is easily inverted to obtain the potential from the density. For axisymmetric systems, one can deproject the surface density maps into a potential assuming it to be the sum of gaussians (Emsellem, Monnet, & Bacon 1994). One can add to the potential a possible dark component given in parametric form.

Alternatively, instead of using distribution functions, one can fit the distribution of objects in projected phase space by the multiple parametric adjustment of the mass and anisotropy profiles, as well as possibly the velocity distribution in space (which could be non-gaussian, see Wojtak et al. 2005), as in the MAMPOSSt method (Mamon, Biviano & Boué, in preparation).

Returning to direct single-parametric estimations, the mass profile of astronomical systems does not seem to be better established than the anisotropy profile. Indeed, despite early claims (Navarro, Frenk, & White 1996, hereafter NFW) of a universal density profile for the structures (*halos*) in dissipationless cosmological  $N$ -body simulations of a flat Universe of cold dark matter with a cosmological constant (hereafter  $\Lambda$ CDM), there has been an ongoing debate on whether the inner slope is steeper (Fukushige & Makino 1997; Moore et al. 1999) or shallower (Navarro et al. 2004; Stoehr et al. 2002; Stoehr 2006). Furthermore, the inclusion of gas in cosmological simulations leads to much steeper dark matter density profiles. Indeed, the dissipative nature of baryons leads them to accumulate in the centers of systems, not only in spiral galaxies, as is well known, but also in elliptical galaxies, for otherwise the NFW-like mass distribution as found in  $\Lambda$ CDM halos would lead to a local  $M/L$  and aperture velocity dispersion much lower than observed (Mamon & Łokas 2005a), and the dominance of baryons in the center and dark matter in the envelopes has been recently confirmed by X-ray measurements (Humphrey et al. 2006). Moreover, the dark matter dynamically responds to the baryons that dominate in the inner regions, to reach steeper slopes than they would have had without the presence of baryons (Blumenthal et al. 1986; Gnedin et al. 2004).

On the other hand, the anisotropy profiles of the halos in dissipationless cosmological simulations appears to be fairly universal (see the compilation by Mamon & Łokas 2005b and references therein, and Wojtak et al. 2008), although galaxy-mass halos have somewhat more radial orbits than cluster-sized halos (Ascasibar & Gottlöber 2008). Also a similar shape of anisotropy profile holds in  $N$ -body+SPH simulations of merging spirals galaxies, including gas, but with an anisotropy radius that is ten times smaller (Dekel et al. 2005). Moreover, dissipationless  $N$ -body simulations (cosmological and binary mergers) indicate that the anisotropy is linearly related to the slope of the density profile (Hansen & Moore 2006), although the trend is less clear in elliptical galaxies formed in  $N$ -body+SPH simulations as merger remnants of spiral galaxies (Mamon et al. 2006), because of the dynamical interaction of the stellar, dark matter and dissipative gas components.

In this paper, we derive and test the mathematics of the mass inversion. We begin in Sect. 2.1 with a reminder on the kinematic deprojection of isotropic systems, followed by the mass inversion of isotropic systems in Sect. 2.2. We then develop in Sect. 2.3 our algorithm for the kinematic deprojection of anisotropic systems, and in Sect. 2.4 we deduce the mass profile with the Jeans equation (3). In Sect. 3, we test our mass inversion methods.

In the very late stages of this work, we came across a draft of Wolf et al. (2009), who independently developed an analogous method for anisotropic kinematic deprojection. While Wolf et al. produce a general formula for kinematic deprojection, the present article also provides simpler formulae for the kinematic deprojection with specific simple anisotropy profiles, as well as general and specific formulae for the mass profile.

## 2 METHOD

### 2.1 Kinematic deprojection of isotropic systems

We begin by reviewing the mathematical formalism for the kinematic deprojection of isotropic systems. Consider first the *structural projection equation*, relating the space density  $\rho(r)$  to the (projected) surface density  $\Sigma(R)$ :

$$\Sigma(R) = \int_{-\infty}^{\infty} \rho(r) dz = 2 \int_R^{\infty} \frac{\rho(r) r dr}{(r^2 - R^2)^{1/2}}, \quad (8)$$

This Abel integral equation is inverted through the usual Abel transform, whose derivation we recall here, as we will use it in the following subsection.

Consider

$$J(r) = \int_r^{\infty} \frac{\Sigma(R) R dR}{(R^2 - r^2)^{1/2}}. \quad (9)$$

Replacing  $\Sigma(R)$  in equation (9) by its definition in equation (8), one finds, after inverting the order of integration:

$$J(r) = 2 \int_r^{\infty} \rho(s) s ds \int_r^s \frac{R dR}{(R^2 - r^2)^{1/2} (s^2 - R^2)^{1/2}}. \quad (10)$$

The internal integral in equation (10) is equal to  $\pi/2$ , as inferred from the substitution  $\sin^2 \theta = (R^2 - r^2)/(s^2 - r^2)$ . Hence,

$$J(r) = \pi \int_r^{\infty} \rho(s) s ds, \quad (11)$$

and therefore

$$\rho(r) = -\frac{1}{\pi r} \frac{dJ}{dr}. \quad (12)$$

Now integrating equation (9) by parts, one gets

$$J(r) = \lim_{R \rightarrow \infty} \sqrt{R^2 - r^2} \Sigma(R) - \int_r^{\infty} \frac{d\Sigma}{dR} (R^2 - r^2)^{1/2} dR, \quad (13)$$

For all realistic density profiles,  $\Sigma(R)$  falls faster than  $R^{-1}$ , as is the case for the surface density profiles of globular clusters, elliptical galaxies and clusters of galaxies. Hence, the surface term in equation (13) is zero and one can write

$$\frac{dJ}{dr} = r \int_r^{\infty} \frac{d\Sigma}{dR} \frac{dR}{(R^2 - r^2)^{1/2}}. \quad (14)$$

Inserting the derivative of  $J$  of equation (14) into equation (12) leads to the well-known *structural deprojection* or *Abel inversion* equation

$$\rho(r) = -\frac{1}{\pi} \int_r^{\infty} \frac{d\Sigma}{dR} \frac{dR}{(R^2 - r^2)^{1/2}}. \quad (15)$$

The surface term that survived when  $\Sigma \propto 1/R$  disappears in the derivative.

In the case of isotropic velocities one can express the projected dynamical pressure  $\Sigma \sigma_{\text{los}}^2$  in terms of the dynamical pressure  $\rho \sigma^2$  with the *isotropic kinematical projection equation*, obtained by setting  $\beta = 0$  in the anisotropic kinematic projection equation (6):

$$\Sigma \sigma_{\text{los}}^2 = 2 \int_R^{\infty} \rho \sigma^2 \frac{r dr}{\sqrt{r^2 - R^2}}. \quad (16)$$

Equation (16) is the strict analog to equation (8), where the tracer density  $\rho$  is replaced by the dynamical pressure  $p = \rho \sigma^2$  and the surface density  $\Sigma$  is replaced by projected pressure  $P = \Sigma \sigma_{\text{los}}^2$ .<sup>3</sup> Hence, we make these replacements in the structural deprojection equation (15) to get the *isotropic kinematical deprojection equation*

$$\rho(r) \sigma^2(r) = -\frac{1}{\pi} \int_r^{\infty} \frac{d(\Sigma \sigma_{\text{los}}^2)}{dR} \frac{dR}{\sqrt{R^2 - r^2}}. \quad (17)$$

Using the dynamical and projected pressures, equation (17) can simply be written as

$$p_{\text{iso}}(r) = -\frac{1}{\pi} \int_r^{\infty} \frac{dP}{dR} \frac{dR}{\sqrt{R^2 - r^2}}. \quad (18)$$

<sup>3</sup> Given the isotropy, the space velocity dispersion is equal to the radial velocity dispersion, so we drop the subscript ‘ $r$ ’.

## 2.2 Mass inversion of isotropic systems

Now, from the stationary non-streaming spherical Jeans equation (3), with the isotropic condition ( $\beta = 0$ ), the total mass profile is trivially

$$M(r) = -\frac{r^2}{G\rho} \frac{dp_{\text{iso}}}{dr} = \frac{1}{\pi} \frac{r^2}{G\rho} \frac{d}{dr} \int_r^\infty \frac{dP}{dR} \frac{dR}{\sqrt{R^2 - r^2}}. \quad (19)$$

With the variable substitution  $R = ru$ , we can avoid the singularity in the surface term of the derivative of the integral of equation (18) or (19) by writing

$$p'_{\text{iso}}(r) \equiv \frac{dp_{\text{iso}}}{dr} = -\frac{1}{\pi} \frac{d}{dr} \int_r^\infty \frac{dP}{dR} \frac{dR}{\sqrt{R^2 - r^2}} = -\frac{1}{\pi} \int_1^\infty P''(ru) \frac{u du}{\sqrt{u^2 - 1}} = -\frac{1}{\pi r} \int_r^\infty \frac{d^2 P}{dR^2} \frac{R dR}{\sqrt{R^2 - r^2}}, \quad (20)$$

where  $P''(R) = d^2 P/dR^2$ . Inserting the right-hand-side of equation (20) into the first equality of equation (19), we then obtain the *isotropic mass inversion equation*<sup>4</sup>

$$M(r) = -\frac{r}{G} \frac{\int_r^\infty P''(R) \frac{R dR}{\sqrt{R^2 - r^2}}}{\int_r^\infty \Sigma'(R) \frac{dR}{\sqrt{R^2 - r^2}}} = -\frac{r}{G} \frac{\int_r^\infty \frac{d^2 (\Sigma \sigma_{\text{los}}^2)}{dR^2} \frac{R dR}{\sqrt{R^2 - r^2}}}{\int_r^\infty \frac{d\Sigma}{dR} \frac{dR}{\sqrt{R^2 - r^2}}}, \quad (21)$$

where we used the structural deprojection equation (15) to replace the density in the denominator. The isotropic mass inversion equation can be further simplified, expressing the *circular velocity*,  $v_{\text{circ}}^2 = GM/r$  as

$$v_{\text{circ}}^2(r) = -\frac{\int_r^\infty P''(R) R dR / \sqrt{R^2 - r^2}}{\int_r^\infty \Sigma'(R) dR / \sqrt{R^2 - r^2}} = \frac{1}{\pi \rho(r)} \int_r^\infty \frac{d^2 P}{dR^2} \frac{R dR}{\sqrt{R^2 - r^2}}. \quad (22)$$

Unfortunately, the mass and circular velocity profiles require the second derivative of the (observable) projected pressure  $P = \Sigma \sigma_{\text{los}}^2(R)$ . The singularity  $(R^2 - r^2)^{-1/2}$  in the numerators of equations (21) and (22) prevents one from expressing the mass profile with single integrals derivatives of the projected dynamical pressure after a suitable integration by parts.

## 2.3 Kinematic deprojection of systems of arbitrary known anisotropy profile

### 2.3.1 General anisotropy

We start from the anisotropic kinematic projection equation (6), which we rewrite as

$$P(R) = 2 \int_R^\infty \left( 1 - \beta \frac{R^2}{r^2} \right) p \frac{r dr}{\sqrt{r^2 - R^2}}. \quad (23)$$

Equation (23) is strictly valid for non-circular orbits (finite  $\beta$ ). For circular orbits ( $\sigma_r = 0$ ) equation (5) yields

$$P(R) = 2 R^2 \int_R^\infty p_\theta \frac{dr}{r \sqrt{r^2 - R^2}}, \quad (24)$$

where  $p_\theta = (1 - \beta) p = \rho \sigma_\theta^2$  is the *tangential dynamical pressure*.

We repeat the steps of the standard (isotropic) Abel inversion, now defining

$$J(r) = \int_r^\infty P \frac{R dR}{\sqrt{R^2 - r^2}} \quad (25)$$

$$= - \int_r^\infty \frac{dP}{dR} \sqrt{R^2 - r^2} dR, \quad (26)$$

where equation (26) is obtained by integration by parts (the surface term is 0 for  $P(R) \propto R^{-\alpha}$  with  $\alpha > 1$ ).

For non-circular orbits, inserting the projected pressure (eq. [23]) into the definition of  $J$  (eq. [25]), one finds

$$J(r) = 2 \int_r^\infty \frac{R dR}{\sqrt{R^2 - r^2}} \int_R^\infty \left( 1 - \beta \frac{R^2}{s^2} \right) p \frac{s ds}{\sqrt{s^2 - R^2}}, \quad (27)$$

$$= 2 \int_r^\infty p s ds \int_r^s \frac{R dR}{\sqrt{(R^2 - r^2)(s^2 - R^2)}} - 2 \int_r^\infty \beta p \frac{ds}{s} \int_r^s \frac{R^3 dR}{\sqrt{(R^2 - r^2)(s^2 - R^2)}}, \quad (28)$$

$$= \frac{\pi}{2} \int_r^\infty \left[ 2 - \left( \frac{r^2}{s^2} + 1 \right) \beta \right] p s ds, \quad (29)$$

where equation (28) is obtained after reversing the order of integration and the two inner integrals of eq. (28) are worth  $\pi/2$  and  $(\pi/4)(r^2 + s^2)$ , respectively. Differentiating equation (29), one has

<sup>4</sup> We've never encountered in the literature the mass profile written in this direct fashion.

$$\frac{dJ}{dr} = -\pi r \left[ (1 - \beta) p + \int_r^\infty \beta p \frac{ds}{s} \right]. \quad (30)$$

Now, equation (26) can be differentiated to yield

$$\frac{dJ}{dr} = r \int_r^\infty \frac{dP}{dR} \frac{dR}{\sqrt{R^2 - r^2}} = -\pi r p_{\text{iso}}(r), \quad (31)$$

where the second equality in equation (31) comes from equation (18). Equations (30) and (31) yield

$$p_\theta(r) = [1 - \beta(r)] p(r) = p_{\text{iso}}(r) - \int_r^\infty \beta p \frac{ds}{s}. \quad (32)$$

Equation (32) is an implicit integral equation for  $p$  with  $p_{\text{iso}}$  (eq. [18]) and  $\beta$  known. For finite  $\beta < 1$ , we solve for  $p$  by differentiating equation (32), to get the differential equation

$$p' - \frac{r \beta' + \beta}{1 - \beta} \frac{p}{r} = \frac{p'_{\text{iso}}}{1 - \beta}. \quad (33)$$

Now, if we write

$$p' - \frac{r \beta' + \beta}{1 - \beta} \frac{p}{r} = \frac{1}{g} \frac{d(gp)}{dr}, \quad (34)$$

then equations (33) and (34) lead to

$$p(r) = -\frac{1}{g(r)} \int_r^\infty \frac{g p'_{\text{iso}}}{1 - \beta} ds, \quad (35)$$

where the upper limit at infinity ensures that the radial pressure  $p = \rho \sigma_r^2$  does not reach negative values at a finite radial distance. But equation (34) directly gives

$$\frac{d \ln f}{d \ln r} = -\frac{-r \beta' + \beta}{1 - \beta}, \quad (36)$$

hence

$$g(r) = g(r_1) \exp \left( - \int_{r_1}^r \frac{s \beta' + \beta}{1 - \beta} \frac{ds}{s} \right) \quad (37)$$

for any arbitrary  $r_1$ . With equation (37), equation (35) leads to

$$\begin{aligned} p(r) = \rho(r) \sigma_r^2(r) &= -\exp \left( \int_{r_1}^r \frac{s \beta' + \beta}{1 - \beta} \frac{ds}{s} \right) \int_r^\infty \exp \left( - \int_{r_1}^s \frac{t \beta' + \beta}{1 - \beta} \frac{dt}{t} \right) \frac{p'_{\text{iso}}}{1 - \beta} ds, \\ &= - \int_r^\infty \exp \left( - \int_r^s \frac{t \beta' + \beta}{1 - \beta} \frac{dt}{t} \right) \frac{p'_{\text{iso}}}{1 - \beta} ds, \end{aligned} \quad (38)$$

where the second equality is obtained adopting  $r_1 = r$ .

One wishes to avoid the second derivative of the observables that occurs in the expression of equation (20) for  $p'_{\text{iso}}(r)$ , which will amplify any uncertainties on the measurements of these observables. Integrating by parts the integral in equation (38), we finally obtain

$$\begin{aligned} p(r) &= \rho(r) \sigma_r^2(r) = \frac{(\rho \sigma_r^2)_{\text{iso}}(r)}{1 - \beta(r)} - \int_r^\infty (\rho \sigma_r^2)_{\text{iso}} \frac{\beta}{(1 - \beta)^2} \exp \left( - \int_r^s \frac{t \beta' + \beta}{1 - \beta} \frac{dt}{t} \right) \frac{ds}{s}, \\ &= \frac{p_{\text{iso}}}{1 - \beta} - \int_r^\infty p_{\text{iso}}(s) \frac{A_\beta(r, s)}{1 - \beta(s)} \frac{ds}{s} \end{aligned} \quad (39)$$

where  $p_{\text{iso}} = (\rho \sigma_r^2)_{\text{iso}}$  is given in equation (18), and where

$$A_\beta(r, s) = \frac{\beta(s)}{1 - \beta(s)} \exp \left( - \int_r^s \frac{t \beta' + \beta}{1 - \beta} \frac{dt}{t} \right), \quad (40)$$

is provided in Table 1 for various simple anisotropy models.

One may prefer to use the tangential dynamical pressure instead of the radial one, as it can be expressed in a slightly simpler form:

$$p_\theta(r) = \rho(r) \sigma_\theta^2(r) = - \int_r^\infty \exp \left( - \int_r^s \frac{\beta}{1 - \beta} \frac{dt}{t} \right) p'_{\text{iso}} ds, \quad (41)$$

$$\begin{aligned} &= (\rho \sigma_r^2)_{\text{iso}}(r) - \int_r^\infty (\rho \sigma_r^2)_{\text{iso}} \frac{\beta}{1 - \beta} \exp \left( - \int_r^s \frac{\beta}{1 - \beta} \frac{dt}{t} \right) \frac{ds}{s}, \\ &= p_{\text{iso}}(r) - \int_r^\infty p_{\text{iso}}(s) B_\beta(r, s) \frac{ds}{s}, \end{aligned} \quad (42)$$



**Table 1.** Terms in equations (44), (72) and (77) for specific anisotropy profiles

Anisotropy model	$A_\beta(r, s)$ (eq. [40])	$B_\beta(r, s)$ (eq. [43])	$C_\beta(r)$ (eq. [72])	$D_\beta(r)$ (eq. [77])
$\beta = \text{cst}$	$\frac{\beta}{1-\beta} \left(\frac{r}{s}\right)^{\beta/(1-\beta)}$	$\frac{\beta}{1-\beta} \left(\frac{r}{s}\right)^{\beta/(1-\beta)}$	$\frac{1}{2} \frac{\beta}{1-\beta}$	$\frac{(3-2\beta)\beta}{1-\beta}$
Osipkov-Merritt (eq. [55])	$\left(\frac{s}{a}\right)^2 \frac{r^2 + a^2}{s^2 + a^2} \exp\left(\frac{r^2 - s^2}{2a^2}\right)$	$\left(\frac{s}{a}\right)^2 \exp\left(\frac{r^2 - s^2}{2a^2}\right)$	$\frac{r}{a}$	$\left(\frac{r}{a}\right)^2 \frac{r^2 + 5a^2}{r^2 + a^2}$
Mamon-Lokas (eq. [59])	$\frac{r+a}{s+a} \left(\frac{s}{s+2a}\right)$	$\frac{(r+2a)s}{(s+2a)^2}$	$\left(\frac{r}{a}\right) \frac{r+2a}{a}$	$\frac{2r}{a+r}$
Diemand-Moore-Stadel (eq. [68])	$s^{1/3} \frac{(a^{1/3} - s^{1/3})^3}{(a^{1/3} - r^{1/3})^4}$	$s^{1/3} \frac{(a^{1/3} - s^{1/3})^2}{(a^{1/3} - r^{1/3})^3}$	$\frac{r}{(a^{1/3} - r^{1/3})^3}$	$\frac{2}{3} \left(\frac{r}{a}\right)^{1/3} \frac{5a^{1/3} - 3r^{1/3}}{a^{1/3} - r^{1/3}}$

Notes: the Diemand-Moore-Stadel values are restricted to  $r < a$ .

as similarly derived in Appendix A, and where

$$B_\beta(r, s) = \frac{\beta(s)}{1-\beta(s)} \exp\left(-\int_r^s \frac{\beta}{1-\beta} \frac{dt}{t}\right) \quad (43)$$

is provided again in Table 1 for our simple anisotropy models. The radial pressure is then simply

$$p(r) = \frac{p_\theta(r)}{1-\beta(r)}.$$

The expressions for the dynamical pressure (radial or tangential) are made of single integrals involving  $p_{\text{iso}}$ , which is a single integral itself. Hence, the dynamical pressure is expressed in terms of double integrals. For simple anisotropy profiles, we can simplify the dynamical pressure to single integrals by inserting the expression for  $p_{\text{iso}}(s)$  (eq. [18]) in equation (42) and inverting the order of integration. This yields

$$\begin{aligned} p_\theta(r) &= p_{\text{iso}}(r) + \frac{1}{\pi} \int_r^\infty \frac{dP}{dR} dR \int_r^R \frac{\beta}{1-\beta} \exp\left(-\int_r^s \frac{\beta}{1-\beta} \frac{dt}{t}\right) \frac{ds}{s\sqrt{R^2 - s^2}} \\ &= p_{\text{iso}}(r) + \frac{1}{\pi} \int_r^\infty P'(R) dR \int_r^R B_\beta(r, s) \frac{ds}{s\sqrt{R^2 - s^2}} \end{aligned} \quad (44)$$

and for simple  $\beta(r)$ , the inner integral can be expressed in closed form, as we shall now see.

### 2.3.2 Case of finite $\beta = \text{cst} < 1$

Equation (39) with  $A_\beta$  from Table 1 leads to

$$p(r) = \rho \sigma_r^2(r) = \frac{(\rho \sigma_r^2)_{\text{iso}}(r)}{1-\beta(r)} - \frac{\beta}{(1-\beta)^2} r^{\beta/(1-\beta)} \int_r^\infty (\rho \sigma_r^2)_{\text{iso}} s^{-\beta/(1-\beta)} \frac{ds}{s}. \quad (45)$$

Using equation (44) with  $B_\beta$  from Table 1, one obtains a single integral representation for the tangential dynamical pressure

$$\begin{aligned} p_\theta(r) &= p_{\text{iso}}(r) + \frac{1}{\pi} \frac{\beta}{1-\beta} r^{\beta/(1-\beta)} \int_r^\infty \frac{dP}{dR} dR \int_r^R s^{-\beta/(1-\beta)} \frac{ds}{s\sqrt{R^2 - s^2}} \\ &= p_{\text{iso}}(r) + \frac{1}{2\pi} \frac{\beta}{1-\beta} \frac{1}{r} \int_r^\infty \frac{dP}{dR} K_{\text{cst}}\left(\frac{r}{R}\right) dR, \end{aligned} \quad (46)$$

where the second equality of equation (46) is obtained with the change of variable  $t = 1 - s^2/R^2$ . The dimensionless kernel in equation (46) is

$$K_{\text{cst}}(u) = u^{1/(1-\beta)} B\left(1 - u^2, \frac{1}{2}, -\frac{\beta/2}{1-\beta}\right), \quad (47)$$

where  $B(x, a, b) = \int_0^x t^{a-1} (1-t)^{b-1} dt$  is the incomplete Beta function. Integrating by parts the integral in equation (46), we finally obtain after some algebra a single integral expression for the tangential pressure that does not depend on derivatives of the observations:

$$(1-\beta) \rho \sigma_r^2 = p_{\text{iso}} + \frac{1}{2\pi} \frac{\beta}{(1-\beta)^2} \left[ r^{\beta/(1-\beta)} \int_r^\infty P(R) R^{-(2-\beta)/(1-\beta)} B\left(1 - \frac{r^2}{R^2}, \frac{1}{2}, -\frac{\beta/2}{1-\beta}\right) dR - 2(1-\beta) \int_r^\infty \frac{P(R)}{\sqrt{R^2 - r^2}} \frac{dR}{R} \right]. \quad (48)$$

The surface term  $R^{-1/(1-\beta)} B[1 - r^2/R^2, 1/2, -\beta/(2(1-\beta))] P(R)$  that occurs in the integration by parts goes to 0 as  $R \rightarrow \infty$ . Indeed, for  $x = r/R$  and  $c = -\beta/2/(1-\beta)$ , one has  $x^{1-2c} B(1-x^2, 1/2, c) = -x/c + O(x^3)$  and moreover  $P \rightarrow 0$ . In practice, if a programming language does not provide the incomplete Beta function, but only the regularized incomplete Beta function, as  $I(x, a, b) = B(x, a, b)/B(a, b) = \Gamma(a+b)B(x, a, b)/[\Gamma(a)\Gamma(b)]$ , one should then be careful that  $\Gamma(b)$  diverges when the last term  $b$  in the incomplete Beta function is a negative integer, i.e. when  $\beta = 2n/(2n+1) = 2/3, 4/5, 6/7 \dots$  ( $n$  being a positive integer). Luckily,  $B(x, a, b)$  always converges to finite values.<sup>5</sup>

In the limit  $\beta \rightarrow 0$  everywhere, equations (45), (46), and (48) all reduce to  $p(r) = p_{\text{iso}}(r)$ , as expected.

### 2.3.3 Case of radial orbits: $\beta = 1$

For radial orbits, differentiation of equation (32) leads to

$$\rho \sigma_r^2(r) \equiv p_{\text{rad}} = -r p'_{\text{iso}} = \frac{1}{\pi} \int_r^\infty \frac{d^2 P}{dR^2} \frac{R dR}{\sqrt{R^2 - r^2}}. \quad (49)$$

### 2.3.4 Case of circular orbits: $\beta \rightarrow -\infty$

For circular orbits, we proceed in a similar fashion: inserting the projected pressure (eq. [24]) into the definition of  $J$  (eq. [25]), one finds

$$\begin{aligned} J(r) &= 2 \int_r^\infty \frac{R^3 dR}{\sqrt{R^2 - r^2}} \int_R^\infty p_\theta \frac{ds}{s \sqrt{s^2 - R^2}}, \\ &= \frac{\pi}{2} \int_r^\infty p_\theta (r^2 + s^2) \frac{ds}{s}, \end{aligned} \quad (50)$$

and

$$\frac{dJ}{dr} = -\pi r \left( p_\theta - \int_r^\infty p_\theta \frac{ds}{s} \right). \quad (51)$$

Equations (31) and (51) lead to

$$-\frac{d}{dr} \left( \frac{1}{\pi r} \frac{dJ}{dr} \right) = p'_\theta + \frac{p_\theta}{r} = p'_{\text{iso}} = \frac{1}{f} \frac{d(f p_\theta)}{dr}, \quad (52)$$

whose solution is given by  $f = r$ :

$$\begin{aligned} p_{\theta, \text{circ}} &= -\frac{1}{r} \int_r^\infty p'_{\text{iso}} s ds \\ &= p_{\text{iso}} + \frac{1}{r} \int_r^\infty p_{\text{iso}} ds, \end{aligned} \quad (53)$$

where the 2nd equality is found by integration by parts, for which the surface term,  $\lim_{r \rightarrow \infty} r p_{\text{iso}}(r)$ , vanishes for  $d \ln \rho / d \ln r + d \ln M / d \ln r < 0$  (as derived from the Jeans equation [3]), as is the case for reasonable mass and tracer density profiles. Inserting  $p_{\text{iso}}$  (eq. [18]) into equation (53) and inverting the order of integration, we finally obtain the single integral expression for  $p_\theta$ :

$$\rho \sigma_\theta^2(r) \equiv p_{\theta, \text{circ}} = -\frac{1}{\pi} \int_r^\infty \frac{dP}{dR} \left[ \frac{1}{\sqrt{R^2 - r^2}} + \frac{1}{r} \cos^{-1} \left( \frac{r}{R} \right) \right] dR. \quad (54)$$

### 2.3.5 Case of Osipkov-Merritt anisotropy

For the Osipkov-Merritt (Osipkov 1979; Merritt 1985) anisotropy

$$\beta(r) = \frac{r^2}{r^2 + a^2}, \quad (55)$$

equations (41) reduces to

$$p_\theta = - \int_r^\infty \exp \left( -\frac{s^2 - r^2}{2a^2} \right) p'_{\text{iso}} ds = (\rho \sigma_r^2)_{\text{iso}}(r) - \frac{1}{a^2} \int_r^\infty \exp \left( \frac{r^2 - s^2}{2a^2} \right) p_{\text{iso}} s ds, \quad (56)$$

<sup>5</sup> An SM macro for  $B(x, a, b)$  is available upon request.



where the last equality is again obtained after integration by parts or from equation (42). Equation (44) yields (see Table 1) a single integral representation for the tangential dynamical pressure:

$$\begin{aligned} p_\theta(r) &= p_{\text{iso}}(r) + \frac{1}{\pi a^2} \exp\left(\frac{r^2}{2a^2}\right) \int_r^\infty \frac{dP}{dR} dR \int_r^R \exp\left(-\frac{s^2}{2a^2}\right) \frac{s ds}{\sqrt{R^2 - s^2}} \\ &= p_{\text{iso}}(r) + \frac{1}{\pi a} \int_r^\infty \frac{dP}{dR} K_{\text{OM}}\left(\sqrt{\frac{R^2 - r^2}{2a^2}}\right) dR, \end{aligned} \quad (57)$$

where the dimensionless kernel  $K_{\text{OM}}$  is

$$K_{\text{OM}}(u) = \sqrt{2} F(u) = \sqrt{\frac{\pi}{2}} \exp(-u^2) \operatorname{erfi} u, \quad (58)$$

where

$$F(u) = \frac{\sqrt{\pi}}{2} \exp(-u^2) \operatorname{erfi} u = \frac{\sqrt{\pi} \exp(-u^2) \operatorname{erf}(iu)}{2i}$$

is Dawson's integral and where  $\operatorname{erfi}(x)$  is the imaginary error function. Note that Dawson's integral is available in most software packages for mathematical functions.<sup>6</sup> Equation (57) can also be found by inserting the expression for  $p_{\text{iso}}(s)$  (eq. [18]) into equation (56) and reversing the order of integration.

### 2.3.6 Case of Mamon-Lokas anisotropy

For the simple anisotropy profile that Mamon & Łokas (2005b) found to fit well  $\Lambda$ CDM halos

$$\beta(r) = \frac{1}{2} \frac{r}{r+a}, \quad (59)$$

one obtains

$$p_\theta(r) = -(r+2a) \int_r^\infty p'_{\text{iso}} \frac{ds}{s+2a} = (\rho \sigma_r^2)_{\text{iso}}(r) - (r+2a) \int_r^\infty p_{\text{iso}} \frac{ds}{(s+2a)^2}, \quad (60)$$

where the first equality is from equation (41), while the second one is obtained after integration by parts or from equation (42). Equation (44) now yields (see Table 1) the single integral expression for the tangential dynamical pressure:

$$\begin{aligned} p_\theta(r) = \frac{r/2+a}{r+a} \rho(r) \sigma_r^2(r) &= (\rho \sigma_r^2)_{\text{iso}}(r) + \frac{1}{\pi} (r+2a) \int_r^\infty \frac{dP}{dR} \int_r^R \frac{ds}{(s+2a)^2 \sqrt{R^2 - s^2}} \\ &= (\rho \sigma_r^2)_{\text{iso}}(r) + \frac{1}{\pi} \frac{r+2a}{a^2} \int_r^\infty \frac{dP}{dR} K_{\text{ML}}\left(\frac{R}{a}, \frac{r}{a}\right) dR, \end{aligned} \quad (61)$$

where the dimensionless kernel  $K_{\text{ML}}$ , using  $X = R/a$ ,  $x = r/a$  and  $y = s/a$ , is

$$\begin{aligned} K_{\text{ML}}(X, x) &= \int_x^X \frac{dy}{\sqrt{X^2 - y^2} (y+2)^2} \\ &= \frac{1}{X^2} \int_0^{\cos^{-1}(x/X)} \frac{d\theta}{(\cos \theta + 2/X)^2} \\ &= \begin{cases} -\frac{1}{4-X^2} \frac{\sqrt{X^2 - x^2}}{2+x} + \frac{4}{(4-X^2)^{3/2}} \tan^{-1} \left[ \sqrt{\frac{2-X}{2+X}} \sqrt{\frac{X-x}{X+x}} \right] & \text{for } X < 2, \\ \frac{1}{12} \frac{(4+x) \sqrt{2-x}}{(2+x)^{3/2}} & \text{for } X = 2, \\ \frac{1}{X^2-4} \frac{\sqrt{X^2 - x^2}}{2+x} - \frac{4}{(X^2-4)^{3/2}} \tanh^{-1} \left[ \sqrt{\frac{X-2}{X+2}} \sqrt{\frac{X-x}{X+x}} \right] & \text{for } X > 2, \end{cases} \end{aligned} \quad (62)$$

where equation (62) is found through the variable substitution  $y = X \cos \theta$ . Equations (61) and (62) can also be found by inserting the expression for  $p_{\text{iso}}$  (eq. [18]) into equation (60) and reversing the order of integration.

### 2.3.7 Case of generalized Mamon-Lokas anisotropy

The velocity anisotropies in halos in cosmological  $N$  body simulations do not always fit the Mamon-Lokas formula (eq. [59]), but instead,  $\beta(r)$  shows halo to halo variations in its limits at  $r = 0$  and  $r \rightarrow \infty$  (Wojtak et al. 2008). Hence, a more general form for the anisotropy profile is (e.g. Tiret et al. 2007)

<sup>6</sup> SM macros for  $\operatorname{erfi}(x)$  and Dawson's  $F(x)$  are available upon request.

$$\beta(r) = \beta_0 + (\beta_\infty - \beta_0) \frac{r}{r+a}. \quad (64)$$

The Mamon-Łokas anisotropy is the special case with  $\beta_0 = 0$  and  $\beta_\infty = 1/2$ . For  $\beta_0 < 1$  and  $\beta_\infty < 1$ , inserting equation (64) into equation (41) yields, after some algebra:

$$p_\theta(r) = -r^{\beta_0/(1-\beta_0)} [(1-\beta_\infty) r + (1-\beta_0) a]^{\beta_\infty/(1-\beta_\infty)-\beta_0/(1-\beta_0)} \times \int_r^\infty s^{-\beta_0/(1-\beta_0)} [(1-\beta_\infty) s + (1-\beta_0) a]^{\beta_0/(1-\beta_0)-\beta_\infty/(1-\beta_\infty)} p'_{\text{iso}} ds. \quad (65)$$

For  $\beta_0 < \beta_\infty = 1$ , the same procedure gives

$$p_\theta(r) = -\exp\left(\frac{r/a}{1-\beta_0}\right) r^{\beta_0/(1-\beta_0)} \int_r^\infty \exp\left(-\frac{s/a}{1-\beta_0}\right) s^{-\beta_0/(1-\beta_0)} p'_{\text{iso}} ds. \quad (66)$$

For  $\beta_\infty < \beta_0 = 1$ ,<sup>7</sup> we similarly obtain

$$p_\theta(r) = -\exp\left(-\frac{a/r}{1-\beta_\infty}\right) r^{\beta_\infty/(1-\beta_\infty)} \int_r^\infty \exp\left(\frac{a/s}{1-\beta_\infty}\right) s^{-\beta_\infty/(1-\beta_\infty)} p'_{\text{iso}} ds. \quad (67)$$

The integrals of equations (65), (66), and (67), are essentially double integrals, since they involve  $p'_{\text{iso}}$  (eq. [20]). Single integral solutions do not appear to be possible to derive, even for the simple case of  $\beta_0 = 0$  (unless  $\beta_\infty = 1/2$ , i.e. the Mamon-Łokas anisotropy model).

### 2.3.8 Case of Diemand-Moore-Stadel anisotropy

Finally for the other simple anisotropy profile that Diemand, Moore, & Stadel (2004, Sect. 3.3.2) also found to fit well  $\Lambda$ CDM halos

$$\beta(r) = \begin{cases} \left(\frac{r}{a}\right)^{1/3} & r < a, \\ 1 & r \geq a, \end{cases} \quad (68)$$

we obtain

$$\begin{aligned} p_\theta(r) &= p_{\text{iso}}(r) - \frac{1}{(a^{1/3} - r^{1/3})^3} \int_r^a p_{\text{iso}} (a^{1/3} - s^{1/3})^2 \frac{ds}{s^{2/3}} & \text{for } r < a, \\ p(r) &= p_{\text{rad}}(r) & \text{for } r \geq a, \end{aligned} \quad (69)$$

where equation (69) is obtained from equation (42), while the equation (69) comes from the pure radial orbits for  $r \geq a$  (eq. [68]). Again, for  $r < a$ , the integral in equation (69) is essentially a double integral (because of  $p'_{\text{iso}}$ ), and a single integral solution can be obtained using equation (44), yielding (with Table 1)

$$\begin{aligned} p_\theta(r) &= p_{\text{iso}}(r) + \frac{1}{\pi (a^{1/3} - r^{1/3})^3} \int_r^a \frac{dP}{dR} dR \int_r^R \frac{(a^{1/3} - s^{1/3})^2}{s^{2/3} \sqrt{R^2 - s^2}} ds \\ &= p_{\text{iso}}(r) + \frac{1}{\pi (a^{1/3} - r^{1/3})^3} \int_r^a \frac{dP}{dR} K_{\text{DMS}}\left(\frac{R}{a}, \frac{r}{a}\right) dR, \end{aligned} \quad (70)$$

where the dimensionless kernel is

$$\begin{aligned} K_{\text{DMS}}(X, x) &= \int_x^X \frac{(1 - y^{1/3})^2}{\sqrt{X^2 - y^2}} \frac{dy}{y^{2/3}} \\ &= \frac{1}{X^{2/3}} \int_0^{\cos^{-1}(x/X)} \frac{d\theta}{\cos^{2/3}\theta} - \frac{2}{X^{1/3}} \int_0^{\cos^{-1}(x/X)} \frac{d\theta}{\cos^{1/3}\theta} + \int_0^{\cos^{-1}(x/X)} d\theta \\ &= \left[ \sqrt{\pi} \frac{\Gamma(1/6)}{\Gamma(2/3)} - B\left(\frac{x^2}{X^2}, \frac{1}{6}, \frac{1}{2}\right) \right] \frac{X^{-2/3}}{2} - \left[ \sqrt{\pi} \frac{\Gamma(1/3)}{\Gamma(5/6)} - B\left(\frac{x^2}{X^2}, \frac{1}{3}, \frac{1}{2}\right) \right] X^{-1/3} + \cos^{-1}\left(\frac{x}{X}\right), \end{aligned} \quad (71)$$

for  $X = R/a$ ,  $x = r/a$  and  $y = s/a$ .

### 2.3.9 General expression for the tangential pressure for specific anisotropy profiles

The expressions for the tangential pressure for the cases of constant, Osipkov-Merritt, Mamon-Łokas, and Diemand-Moore-Stadel anisotropy (eqs. [46], [57], [61], and [70], respectively) can all be written in the form

<sup>7</sup> Decreasing anisotropy profiles are found for some regular halos (Wojtak et al. 2008), although the central anisotropy is never unity.

$$p_\theta(r) = p_{\text{iso}}(r) + \frac{1}{\pi r} C_\beta(r) \int_r^\infty \frac{dP}{dR} K_\beta dR = \frac{1}{\pi r} \int_r^\infty \frac{dP}{dR} \left[ C_\beta(r) K_\beta \left( \frac{R}{a}, \frac{r}{a} \right) - \frac{r}{\sqrt{R^2 - r^2}} \right] dR, \quad (72)$$

where the second equality of equation (72) is found with equation (18) and where  $C_\beta(r)$  and  $K_\beta(X, x)$  are dimensionless functions such that

$$C_\beta(r) K_\beta \left( \frac{R}{a}, \frac{r}{a} \right) = r \int_r^\infty \frac{B_\beta(r, s)}{\sqrt{r^2 - s^2}} \frac{dy}{y}, \quad (73)$$

with  $C_\beta(r)$  given in Table 1, and  $K_\beta$  given in equations (47), (58), (63) and (71), respectively. For the Diemand-Moore-Stadel anisotropy model, the upper integration limits in equation (72) should be replaced by the anisotropy radius  $a$ . The second equality of equation (72) allows the kinematic deprojection with a unique single integral.

## 2.4 Mass profiles of spherical systems with arbitrary known anisotropy

### 2.4.1 General mass profile

The mass profile is obtained through stationary non-streaming spherical Jeans equation (3), which writes

$$-\rho \frac{GM}{r^2} = p' + \frac{2}{r} \beta p. \quad (74)$$

Now, equation (33) reads

$$p' = \frac{p'_{\text{iso}}}{1 - \beta} + \frac{r \beta' + \beta}{1 - \beta} \frac{p}{r} = \frac{p'_{\text{iso}}}{1 - \beta} + \frac{r \beta' + \beta}{(1 - \beta)^2} \frac{p_\theta}{r}. \quad (75)$$

Inserting  $p'$  from equation (75) into equation (74) yields the *general mass inversion equation* (dropping the dependencies on  $r$  for clarity):

$$-(1 - \beta) \rho \frac{GM}{r^2}(r) = p'_{\text{iso}}(r) + \left[ \frac{\beta' + (3 - 2\beta) \beta / r}{1 - \beta} \right] p_\theta(r) = p'_{\text{iso}}(r) + \frac{D_\beta(r)}{r} p_\theta(r), \quad (76)$$

where the dimensionless function

$$D_\beta(r) = \frac{r d\beta/dr + (3 - 2\beta) \beta}{1 - \beta} \quad (77)$$

is given in Table 1 for four anisotropy models. Inserting the general expression for  $p_\theta$  into equation (76) gives either

$$-(1 - \beta) \rho \frac{GM}{r^2}(r) = p'_{\text{iso}} + \left[ \frac{\beta' + (3 - 2\beta) \beta / r}{1 - \beta} \right] \left[ p_{\text{iso}} - \int_r^\infty p_{\text{iso}} \frac{\beta}{1 - \beta} \exp \left( - \int_r^s \frac{\beta}{1 - \beta} \frac{dt}{t} \right) \frac{ds}{s} \right], \quad (78)$$

(from eq. [39]) or

$$-(1 - \beta) \rho \frac{GM}{r^2}(r) = p'_{\text{iso}} - \left[ \frac{\beta' + (3 - 2\beta) \beta / r}{1 - \beta} \right] \int_r^\infty \exp \left( - \int_r^s \frac{\beta}{1 - \beta} \frac{dt}{t} \right) p'_{\text{iso}} ds, \quad (79)$$

(from eq. [38]). Alas, both forms (eqs. [78] and [79]) involve the second derivative of the observable  $P$ , hence the second form (eq. [79]) seems preferable to use as it is simpler. However, for simple anisotropy profiles, the double integral of equations (78) and (79) can be simplified to single integrals, or equivalently, single integral expressions for  $p_\theta$  exist, which can be inserted into equation (76) to obtain a single integral expression for the mass profile.

### 2.4.2 Case of isotropic systems

For isotropic systems ( $\beta = 0$ ), equation (76) trivially leads to

$$-\rho \frac{GM}{r^2}(r) = p'_{\text{iso}}, \quad (80)$$

which is equivalent to the first equality of equation (19).

### 2.4.3 Case of finite $\beta = \text{cst} < 1$

For finite  $\beta = \text{cst} < 1$ , while equation (79) becomes (with  $D_\beta$  from Table 1)

$$-(1 - \beta) \rho \frac{GM}{r^2}(r) = p'_{\text{iso}} - \left[ \frac{\beta (3 - 2\beta) / r}{1 - \beta} \right] r^{\beta/(1-\beta)} \int_r^\infty s^{-\beta/(1-\beta)} p'_{\text{iso}} ds, \quad (81)$$

a single integral expression is found inserting the tangential pressure (eq. [48]) into equation (76) to yield

$$-(1-\beta)\rho\frac{GM}{r^2}(r) = p'_{\text{iso}} + \left[ \frac{\beta(3-2\beta)/r}{1-\beta} \right] \left\{ p_{\text{iso}} + \frac{1}{2\pi} \frac{\beta}{(1-\beta)^2} \right. \\ \left. \times \left[ r^{\beta/(1-\beta)} \int_r^\infty P(R) R^{-(2-\beta)/(1-\beta)} B\left(1 - \frac{r^2}{R^2}, \frac{1}{2}, -\frac{\beta/2}{1-\beta}\right) dR - 2(1-\beta) \int_r^\infty \frac{P(R)}{\sqrt{R^2 - r^2}} \frac{dR}{R} \right] \right\}. \quad (82)$$

#### 2.4.4 Case of radial orbits: $\beta = 1$

For radial anisotropy, equations (49) and (74) simply yield

$$\rho(r) \frac{GM(r)}{r^2} = 3p'_{\text{iso}} + r p''_{\text{iso}}. \quad (83)$$

However, using the change of variables  $R = r \cosh u$ , the last equality of equation (49) yields

$$p'_{\text{rad}} = \frac{p_{\text{rad}}}{r} + \frac{1}{\pi r} \int_r^\infty P'' R^2 \frac{dR}{\sqrt{R^2 - r^2}}, \quad (84)$$

hence, from equation (74):

$$-\rho(r) \frac{GM(r)}{r} = \frac{3}{\pi} \int_r^\infty P'' R \frac{dR}{\sqrt{R^2 - r^2}} + \frac{1}{\pi} \int_r^\infty P''' R^2 \frac{dR}{\sqrt{R^2 - r^2}}, \quad (85)$$

or, equivalently

$$v_{\text{circ}}^2(r) = -\frac{1}{\pi \rho(r)} \int_r^\infty (3P'' + R P''') \frac{R dR}{\sqrt{R^2 - r^2}}. \quad (86)$$

Alas, equations (85) and (86) involve triple differentiation of the observables.

#### 2.4.5 Case of circular orbits: $\beta \rightarrow -\infty$

For circular orbits, the first term in the stationary non-streaming spherical Jeans equation (3) vanishes, and one is left with the trivial relation

$$v_{\text{circ}}^2(r) = \frac{GM(r)}{r} = 2\sigma_\theta^2 = \frac{2}{\rho(r)} \left[ p_{\text{iso}} + \frac{1}{r} \int_r^\infty p_{\text{iso}} ds \right], \quad (87)$$

where we made use of equation (53) for the last equality. Integrating the last equation by parts, or equivalently, using equation (54), we get

$$v_{\text{circ}}^2(r) = -\frac{2}{\pi \rho(r)} \int_r^\infty \frac{dP}{dR} \left[ \frac{1}{\sqrt{R^2 - r^2}} + \frac{1}{r} \cos^{-1}\left(\frac{r}{R}\right) \right] dR. \quad (88)$$

#### 2.4.6 Case of Osipkov-Merritt anisotropy

For Osipkov-Merritt anisotropy (eq. [55]), equation (76) leads to (with  $D_\beta$  from Table 1)

$$\rho \frac{GM}{r^2}(r) = -\frac{r^2 + a^2}{a^2} p'_{\text{iso}} + \frac{1}{a^2} \left( \frac{r^2 + a^2}{a^2} + 4 \right) r \int_r^\infty \exp\left(\frac{r^2 - s^2}{2a^2}\right) p'_{\text{iso}} ds. \quad (89)$$

A single integral solution to the mass profile is obtained by inserting  $p_\theta$  of equation (57) into equation (76), yielding

$$-\rho \frac{GM}{r^2}(r) = \frac{r^2 + a^2}{a^2} p'_{\text{iso}} + (r^2 + 5a^2) \frac{r}{a^5} \left[ p_{\text{iso}} a + \frac{1}{\sqrt{2\pi}} \exp\left(\frac{r^2}{2a^2}\right) \int_r^\infty \frac{dP}{dR} \exp\left(-\frac{R^2}{2a^2}\right) \text{erfi}\sqrt{\frac{R^2 - r^2}{2a^2}} dR \right]. \quad (90)$$

#### 2.4.7 Case of Mamon-Lokas anisotropy

For Mamon & Łokas anisotropy (eq. [59]), equation (76) brings (with  $D_\beta$  from Table 1)

$$\rho \frac{GM}{r^2}(r) = -2 \frac{r+a}{r+2a} p'_{\text{iso}} + 4 \int_r^\infty p'_{\text{iso}} \frac{ds}{s+2a}. \quad (91)$$

The single integral solution, found by inserting  $p_\theta$  from equation (61) into equation (76), is

$$-\rho \frac{GM}{r^2}(r) = \frac{2}{r+2a} [(r+a)p'_{\text{iso}} + 2p_{\text{iso}}] + \frac{4}{\pi a^2} \int_r^\infty \frac{dP}{dR} K_{\text{ML}}\left(\frac{R}{a}, \frac{r}{a}\right) dR, \quad (92)$$

where the dimensionless kernel  $K_{\text{ML}}$  is given in equation (63).

#### 2.4.8 Case of Diemand-Moore-Stadel anisotropy

Finally for the anisotropy profile (eq. [68]) proposed by Diemand et al. (2004), equation (76) leads to (with  $D_\beta$  from Table 1)

$$-\left(\frac{a^{1/3} - r^{1/3}}{a^{1/3}}\right) \rho \frac{GM}{r^2}(r) = p'_{\text{iso}} - \frac{2/3}{(a r^2)^{1/3}} \left(\frac{5 a^{1/3} - 3 r^{1/3}}{a^{1/3} - r^{1/3}}\right) \left[ p_{\text{iso}} + \frac{1/\pi}{(a^{1/3} - r^{1/3})^3} \int_r^a \frac{dP}{dR} K_{\text{DMS}} \left(\frac{R}{a}, \frac{a}{a}\right) dR \right], \quad (93)$$

for  $r < a$ , and to the radial solution (eq. [85]) for  $r > a$ .

#### 2.4.9 General form of the mass profile for specific anisotropy profiles

Inserting equations (20) and (72) into equation (76), one can obtain a general form for the mass profiles for the constant anisotropy, Osipkov-Merritt, Mamon-Łokas, and Diemand-Moore-Stadel anisotropy profiles:

$$-[1 - \beta(r)] \rho(r) \frac{GM(r)}{r^2} = \frac{1}{\pi r} \int_r^\infty \left\{ \frac{D_\beta(r)}{r} \left[ C_\beta(r) K_\beta - \frac{r}{\sqrt{R^2 - r^2}} \right] \frac{dP}{dR} - \frac{R}{\sqrt{R^2 - r^2}} \frac{d^2 P}{dR^2} \right\} dR, \quad (94)$$

where, for the Diemand-Moore-Stadel anisotropy profile, the anisotropy radius  $a$  should be used for the upper integration limits. Equation (94) allows to express the mass profile as a unique single integral of the observations, where  $C_\beta(r)$  and  $D_\beta(r)$  are given in Table 1, while the kernel  $K_\beta$  is given by equations (47), (58), (63), and (71) for the constant anisotropy, Osipkov-Merritt, Mamon-Łokas, and Diemand-Moore-Stadel anisotropy models, respectively. Equivalently, equation (94) can be used to formulate the circular velocity profile

$$v_c^2(r) = \frac{1}{\pi [1 - \beta(r)] \rho(r)} \int_r^\infty \left\{ \frac{R}{\sqrt{R^2 - r^2}} \frac{d^2 P}{dR^2} - \frac{D_\beta(r)}{r} \left[ C_\beta(r) K_\beta(R, r) - \frac{r}{\sqrt{R^2 - r^2}} \right] \frac{dP}{dR} \right\} dR. \quad (95)$$

For isotropic models, equation (95) with  $D_\beta = C_\beta = K_\beta = 0$  recovers the second equality in equation (22).

In practice, writing the tracer density as  $\rho(r) = \rho(a) \tilde{\rho}(r/r_s)$ , where  $r_s$  is the characteristic scale of the tracer, the projected pressure as  $P(R) = P(r_s) \tilde{P}(R/r_s)$ , equation (95) yields

$$\begin{aligned} \left[ \frac{v_c(r)}{\sigma_{\text{los}}(r_s)} \right]^2 &= \frac{\Sigma(r_s)/[\pi r_s \rho(r_s)]}{[1 - \beta(r)] \tilde{\rho}(r/r_s)} \int_x^\infty \left\{ \frac{X}{\sqrt{X^2 - x^2}} \frac{d^2 \tilde{P}}{dX^2} - \frac{D_\beta(r_s x)}{x} \left[ C_\beta(r_s x) K_\beta - \frac{x}{\sqrt{X^2 - x^2}} \right] \frac{d\tilde{P}}{dX} \right\} dX, \\ &= \frac{\Sigma(r_s)}{[\pi r_s \rho(r_s)]} \frac{r/r_s}{[1 - \beta(r)] \tilde{\rho}(r/r_s)} \\ &\quad \times \int_0^{\cosh^{-1}(X_{\text{max}}/x)} \tilde{P}''(x \cosh u) \cosh u - \frac{D_\beta(r_s x)}{x} [C_\beta(r_s x) K_\beta(x \cosh u, x) \sinh u - 1] \tilde{P}'(x \cosh u) du \end{aligned} \quad (96)$$

where  $x = r/r_s$ ,  $X = R/r_s$ , and where the second equality of equation (96) is useful to avoid the singularity at  $X = x$ , integrating out to the equivalent of, say,  $10 r_v$ , i.e.  $X_{\text{max}} = 10 r_v/r_s$ . All quantities on the right-hand side of the two equalities in equation (96) are known or assumed (the anisotropy profile). In particular, the numerator of the factor in front of the integral of the first equality of equation (96) is a function of the shape of the tracer density profile, found by Abel inversion (eq. [15]) of the surface density profile.

### 3 TESTS

#### 3.1 Accuracy

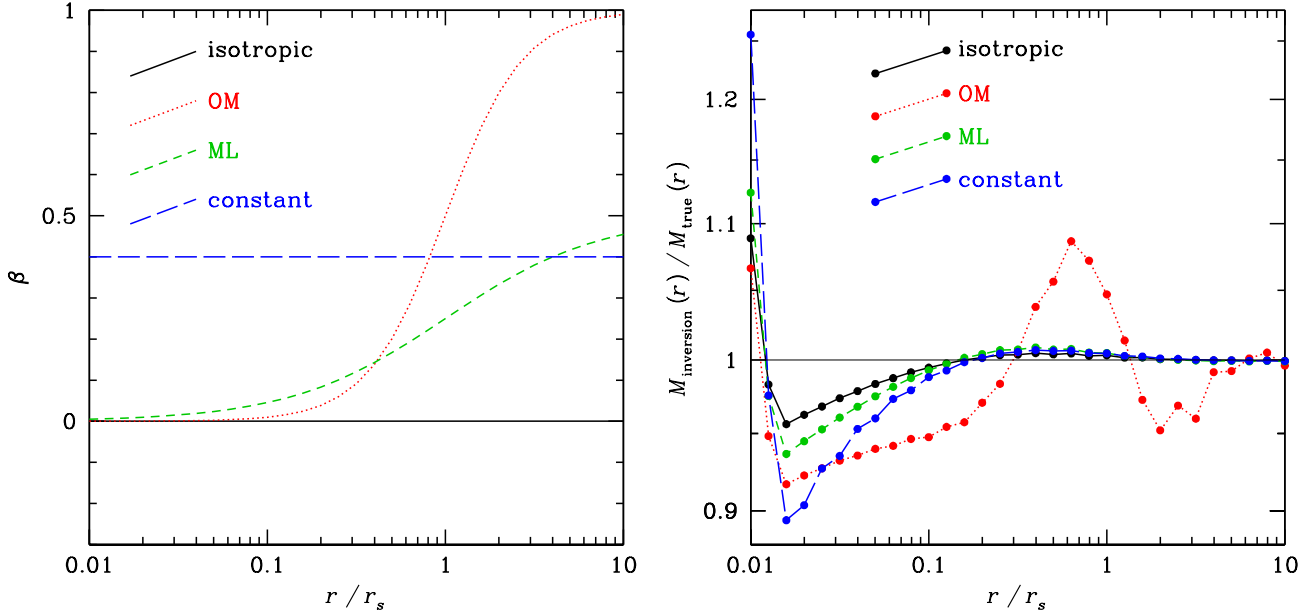
We test our mass inversion equations, on four anisotropy models: isotropic, constant, Osipkov-Merritt and Mamon-Łokas. For each of these anisotropy models, we compute the projected pressure using equation (7), with the kernels given by Mamon & Łokas (2005b, 2006), evaluated on a logarithmic grid from  $r = 0.01 r_s$  to  $100 r_s$  in steps of 0.2 dex. The projected pressures  $P(R)$  were differentiated after cubic spline interpolation and the integral of equation (95) was performed in steps of  $\cosh^{-1}(R/r)$  out to  $100 r_s$ . Assuming a one-component NFW model (Navarro et al. 1996), one can express the dimensionless density and mass profiles as

$$\tilde{\rho}(x) = \frac{\rho(x r_s)}{M(r_s)/(4\pi r_s^3)} = \frac{(\ln 2 - 1/2)^{-1}}{x(x+1)^2}, \quad (97)$$

$$\tilde{M}(x) = \frac{M(x r_s)}{M(r_s)} = \frac{\ln(x+1) - x/(x+1)}{\ln 2 - 1/2}, \quad (98)$$

where  $r_s$  is the scale radius, where the slope of the density profile is  $-2$ . We choose our anisotropy models by placing ourselves in the context of clusters of galaxies. The anisotropy profile for dark matter particles in  $\Lambda$ CDM halos of the masses of clusters is close to the Mamon-Łokas model (Mamon & Łokas 2005b; Wojtak et al. 2008; Mamon et al. 2009) with anisotropy radius  $a \simeq 0.18 r_{200}$  (Mamon & Łokas) or  $0.275 r_{200} = 1.1 r_s$  (Mamon et al.). We adopt a scaling of  $a = r_s$  for the Mamon-Łokas model and for the Osipkov-Merritt model as well, and we adopt a constant anisotropy model that is fairly radial but consistent with the anisotropy seen in  $\Lambda$ CDM halos:  $\beta = 0.4$ .

Figure 1 shows the comparison of the circular velocity profiles obtained from the mass inversion equation (95) with the true circular velocity profiles. Despite the double differentiation of the projected pressure, the circular velocity (hence mass) profiles are recovered to a



**Figure 1.** *Left:* Adopted anisotropy profiles: isotropic (solid black line), Osipkov-Merritt (eq. [55], with  $a = r_s$ , dotted red line), Mamon-Lokas (eq. [59], with  $a = r_s$ , short dashed green line), and  $\beta = \text{cst} = 0.4$  (long dashed blue line). *Right:* Ratio of inferred (eq. [95], using eq. [7] to first evaluate  $P$ ) over true NFW mass profiles for the four anisotropy models shown in the left panel.

few percent relative accuracy or better,<sup>8</sup> except at the innermost point where the mass is overestimated by 4 to 10% in the four anisotropy models.

### 3.2 Robustness to small data samples

We next test the accuracy of the recovered mass profiles when the data is sparse and noisy. We consider the case of velocity measurements in a cluster of galaxies. We assume that the cluster has 500 measured velocities within  $5 r_s$  (which is roughly the cluster virial radius), and assume for simplicity that we have line-of-sight velocity dispersions measured in 10 equal size radial bins centered from  $0.25$  to  $4.75 r_s$ . With  $N = 50$  velocities per bin, the velocity dispersions are known to a relative accuracy of  $\sqrt{1/2/(N-1)} = 10.1\%$  (e.g. Lupton 1993), and we fold this noise<sup>9</sup> into the predicted line-of-sight velocity dispersion profile, using the same seed for the random number generator for all four anisotropy profiles. We extrapolate the projected pressures to larger radii by fitting a power-law to  $P(R)$  using the last 5 data points, at outer linearly spaced outer radii, with the same spacing as the data, and then fit a 4th order polynomial to the set of observed and mock-extrapolated data. We repeated these tests 5 times with different seeds for the random generator.

The left-hand panel of Figure 2 shows the accuracy of the mass inversion is much worse than in the academic case with no noise. In particular, the extrapolation errors at radii lower than the lowest data point make the inner mass profile inaccurate to factors often greater than 2. With the isotropic,  $\beta = 0.4$ , and Mamon-Lokas anisotropy models, the mass profile is nevertheless recovered to typically better than 20% accuracy for  $r > 0.8 r_s$ , out to twice the radius of the last data point. However, the large error bars show that there is a large scatter in the accuracy of the recovered mass profile for different randomly generated projected pressure profiles. The right-hand panel of Figure 2 gives the second highest error among the five tests performed, for each given radius and anisotropy model. Typical such 80-percentile errors are of the order of 70% for  $r > 0.8 r_s$ . Surprisingly, this typical error decreases to only 20% at high radii ( $r > 8 r_s$ ), despite the fact that the projected pressure is extrapolated beyond  $r = 4.5 r_s$ .

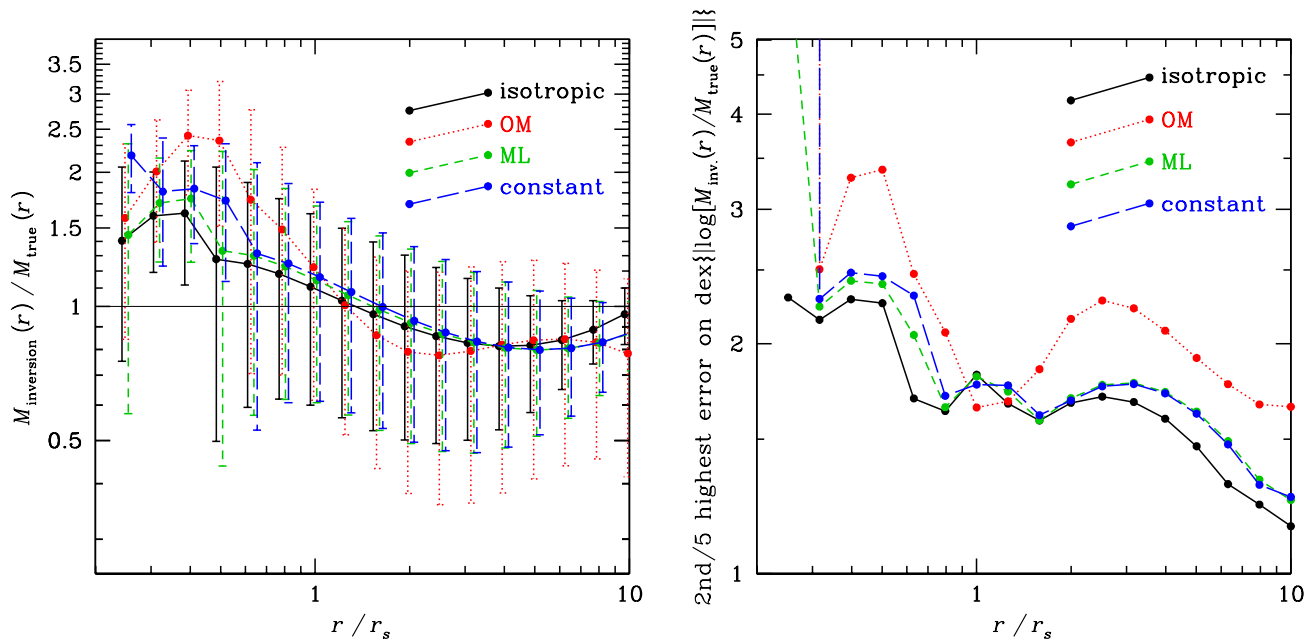
### 3.3 Robustness to the wrong anisotropy model

The essential ingredient to the mass inversion is the knowledge of the velocity anisotropy profile. How wrong can the mass inversion be if the incorrect anisotropy profile is used? We adopt the Mamon-Lokas anisotropy model with  $a = r_s$  similar to what is found for cluster-mass  $\Lambda$ CDM halos (Mamon et al. 2009) and compute the projected pressure for an NFW model with this anisotropy model. We then perform the mass inversion assuming other anisotropy profiles to see how off we are. In this exercise, we assume perfect data, i.e. no noise.

<sup>8</sup> Both mass inversion and deprojection appear to be unstable at radii  $r < r_s$  for the Mamon-Lokas anisotropy model when  $a$  is exactly set to  $r_s$ . The figure shows the case  $a = 1.001 r_s$ .

<sup>9</sup> We neglect the noise on the uncertain surface density profile, which contributes negligibly in comparison to the noise in the velocity dispersion to the noise in the projected pressure.





**Figure 2.** *Left:* Same as right panel of Fig. 1, but for the projected pressure profile measured on a linear grid of 10 radial bins from  $0.25$  to  $4.75 r_s$ , with 20% relative gaussian errors on the projected pressure (i.e. 10% errors on the line-of-sight velocity dispersion measurements based upon 50 velocities per radial bin). The error bars show the standard deviations on 5 tests with different seeds for the random number generator. The points and error bars are slightly shifted along the  $x$ -axis for clarity. *Right:* 2nd highest error out of 5 tests on recovered mass profile. A value of unity indicates a perfect recovery of the mass.

The left panel of Figure 3 shows that the mass profile is recovered to better than 33% accuracy for all anisotropy models at  $r > 4 r_s$ , i.e. beyond the virial radius. Within the virial radius, the Osipkov-Merritt underestimates the mass by as much as a factor 3 around  $2 r_s$ , but is much more precise at very low radii. The  $\beta = 0.4$  model is accurate for  $r > r_s$ , as expected as it resembles there the Mamon-Lokas model, but underestimates the mass by increasingly large factors at radii  $r < r_s$ , and the recovered mass actually goes negative at  $r < 0.17 r_s$ . Finally, the isotropic model finds the correct mass to within 30% at all radii, usually overestimating the true mass.

Interestingly, at  $r \simeq 7 r_s$ , all four anisotropy models lead to the correct mass to within 5%. A similar independence of the recovered mass on the assumed anisotropy profile has been recently noticed by Wolf et al. (2009) in the context of dwarf spheroidal galaxies (for which the dark matter may not follow the stars, which themselves do not follow the NFW model). However, Wolf et al. find that, for dwarf spheroidal galaxies, the recovered mass is most independent of the anisotropy model near the half-light radius. In contrast, in the context of clusters analyzed here, the NFW model is divergent in mass (eq. [98]), and the concept of half-light radius is ill-defined, but still the radius where the mass is recovered for all anisotropy models tested is at 7 scale radii, which is outside the virial radius, hence not comparable to the half-light radius of dwarf spheroidals.

The right panel of Figure 3 indicates that the recovered mass is not very sensitive to the assumed anisotropy radius, as the mass is recovered to 20% accuracy, unless the anisotropy radius is assumed to be 10 times lower than it actually is. This graph also shows that the recovered mass is quite independent of the chosen anisotropy radius at  $r \simeq 2.5 r_s$  (i.e. roughly half the virial radius of clusters).

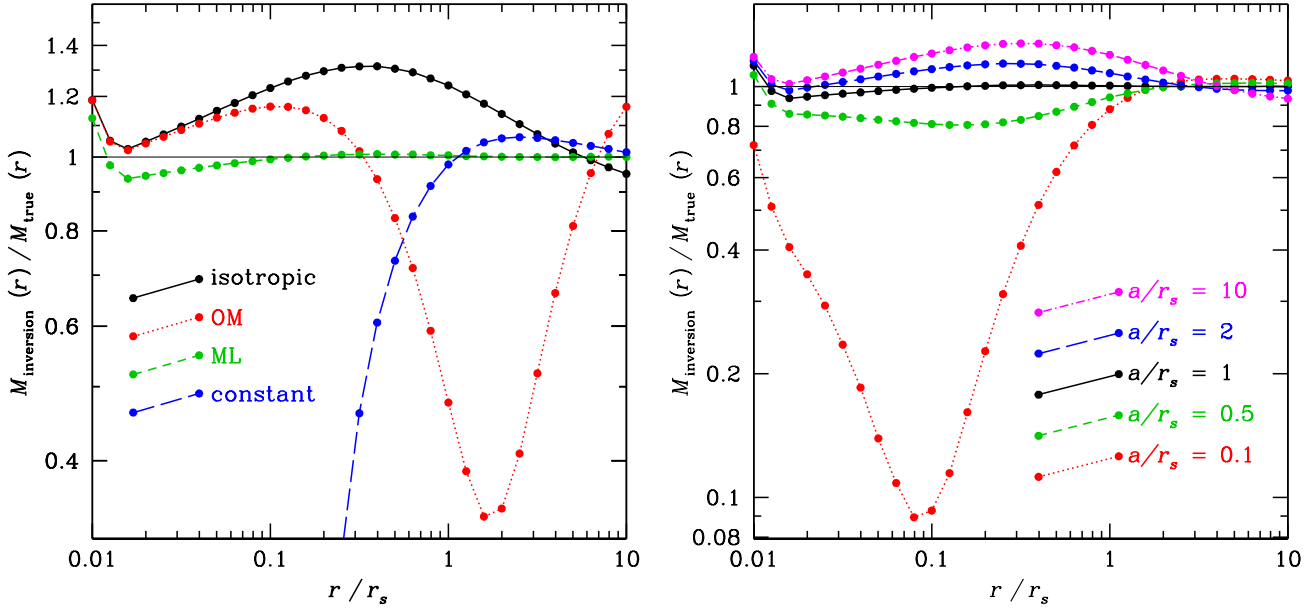
## 4 DISCUSSION

The mass inversion algorithm presented in this work should serve as a useful technique to get around the mass-anisotropy degeneracy in the case where the anisotropy profile is thought to be known. As mentioned in the end of Sect. I, there is a good convergence on the anisotropy profiles of  $\Lambda$ CDM halos as well as those of elliptical galaxies formed by binary mergers of spiral galaxies. Moreover, the anisotropy profile in many simulations appears linearly related to the slope of the (tracer) density profile (Hansen & Moore 2006), and this can be used to lift the mass-anisotropy degeneracy.

The mass inversion technique has the advantage of producing a non-parametric<sup>10</sup> mass profile, which can then be used to test the popular parametrizations of the mass profile (or alternatively of the density profile, the circular velocity profile or the density-slope profile).

In Sect. 3, we show that, for a mock NFW galaxy cluster with mildly increasing radial velocity anisotropy as seen in  $\Lambda$ CDM halos and with typical line-of-sight velocity dispersion profiles, measured with 50 velocities per radial bin, the mass inversion should be accurate to typically better than 70% relative errors at most radii and better than 20% for anisotropy models other than the Osipkov-Merritt one at  $r > 8 r_s$ . The errors are high at radii smaller than the first radial bin of the observed line-of-sight velocity dispersion profile. This illustrates

<sup>10</sup> Although the algorithm uses a parametrized anisotropy profile and a smooth fit through the projected pressure profile, the mass profile that comes out is non-parametric.



**Figure 3.** *Left:* Same as right panel of Fig. 1, where the true anisotropy profile is now always an  $a = r_s$  Mamon-Lokas model, but assuming that or the three other anisotropy models. *Right:* Same as left panel, but where the assumed anisotropy profile is always the  $a = r_s$  Mamon-Lokas model, but with 5 different choices for  $a/r_s$ .

the concept that kinematical modelling can only recover the mass and anisotropy at radii corresponding to the projected radii of the data. Nevertheless, with power-law extrapolations of the data to outer radii, we show that the mass inversion can recover mass profiles with good accuracy far beyond the outermost data point.

The mass inversion technique is thus a useful complement to the set of tools one has to lift the mass-anisotropy degeneracy in spherical systems. Mass inversion is certainly not the privileged tool, but should be considered as one of many tools for the *exploratory data analysis* of spherical systems viewed in projection, in addition to anisotropy inversion, fitting models to the line-of-sight velocity dispersion and possibly kurtosis profiles, and fitting models, distribution functions, orbits and  $N$ -body systems to the distribution of particles in projected phase space. Ideally, one would analyze the kinematics of spherical systems using a variety of these tools.

## ACKNOWLEDGMENTS

We thank Andrea Biviano for suggesting one of us (G.A.M.) to estimate  $\rho \sigma_r^2$  given  $\Sigma \sigma_{\text{los}}^2$ , i.e. to perform the kinematical deprojection, and Joe Wolf for useful discussions during the final stage of this work (prompting us to return to this work after much neglect for over a year). We are highly indebted to Richard Trilling for his critical reading of the manuscript, which helped us spot and fix several mathematical errors.

## APPENDIX A: KINEMATIC DEPROJECTION FOR THE TANGENTIAL DYNAMICAL PRESSURE

In this appendix, we derive equations (41) and (42) for the tangential dynamical pressure.

Differentiating equation (32), one finds to get the differential equation

$$p'_\theta - \frac{\beta}{1-\beta} \frac{p_\theta}{r} = p'_{\text{iso}}. \quad (\text{A1})$$

Now, if we write

$$p'_\theta - \frac{\beta}{1-\beta} \frac{p_\theta}{r} = \frac{1}{f} \frac{d(fp_\theta)}{dr}, \quad (\text{A2})$$

then equations (A1) and (A2) lead to

$$p_\theta(r) = -\frac{1}{C_\beta(r)} \int_r^\infty f p'_{\text{iso}} ds, \quad (\text{A3})$$

where the upper limit at infinity ensures that  $p_\theta = (1-\beta) \rho \sigma_r^2$  does not reach negative values at a finite radial distance. But equation (A2) directly gives

$$\frac{d \ln f}{d \ln r} = -\frac{\beta(r)}{1 - \beta(r)}, \quad (\text{A4})$$

hence

$$g(r) = g(r_1) \exp \left( -\int_{r_1}^r \frac{\beta}{1 - \beta} \frac{ds}{s} \right) \quad (\text{A5})$$

for any arbitrary  $r_1$ . With equation (A5), equation (A3) allows one to recover equation (41):

$$\begin{aligned} p_\theta(r) = [1 - \beta(r)] \rho(r) \sigma_r^2(r) &= -\exp \left( \int_{r_1}^r \frac{\beta}{1 - \beta} \frac{ds}{s} \right) \int_r^\infty \exp \left( -\int_{r_1}^s \frac{\beta}{1 - \beta} \frac{dt}{t} \right) p'_{\text{iso}} ds, \\ &= -\int_r^\infty \exp \left( -\int_r^s \frac{\beta}{1 - \beta} \frac{dt}{t} \right) p'_{\text{iso}} ds, \end{aligned} \quad (\text{A6})$$

where the second equality is obtained adopting  $r_1 = r$ .

Integrating by parts the integral in equation (A6), we finally recover equation (42)

$$p_\theta(r) = [1 - \beta(r)] \rho(r) \sigma_r^2(r) = (\rho \sigma_r^2)_{\text{iso}}(r) - \int_r^\infty (\rho \sigma_r^2)_{\text{iso}} \frac{\beta}{1 - \beta} \exp \left( -\int_r^s \frac{\beta}{1 - \beta} \frac{dt}{t} \right) \frac{ds}{s}.$$

## REFERENCES

- Alard C., Colombi S., 2005, MNRAS, 359, 123  
 Ascasibar Y., Gottlöber S., 2008, MNRAS, 386, 2022  
 Bicknell G. V., Bruce T. E. G., Carter D., Killeen N. E. B., 1989, ApJ, 336, 639  
 Binney J., Mamon G. A., 1982, MNRAS, 200, 361  
 Blumenthal G. R., Faber S. M., Flores R., Primack J. R., 1986, ApJ, 301, 27  
 Cretton N., Emsellem E., 2004, MNRAS, 347, L31  
 de Lorenzi F., Debattista V. P., Gerhard O., Sambhus N., 2007, MNRAS, 376, 71  
 Dejonghe H., 1989, ApJ, 343, 113  
 Dejonghe H., Merritt D., 1992, ApJ, 391, 531  
 Dekel A., Stoehr F., Mamon G. A., Cox T. J., Novak G. S., Primack J. R., 2005, Nature, 437, 707, arXiv:astro-ph/0501622  
 Diemand J., Moore B., Stadel J., 2004, MNRAS, 352, 535  
 Emsellem E., Monnet G., Bacon R., 1994, A&A, 285, 723  
 Fukushima T., Makino J., 1997, ApJ, 477, L9  
 Gerhard O., Jeske G., Saglia R. P., Bender R., 1998, MNRAS, 295, 197  
 Gnedin O. Y., Kravtsov A. V., Klypin A. A., Nagai D., 2004, ApJ, 616, 16  
 Hansen S. H., Moore B., 2006, New Astronomy, 11, 333  
 Hénon M., 1982, A&A, 114, 211  
 Humphrey P. J., Buote D. A., Gastaldello F., Zappacosta L., Bullock J. S., Brighenti F., Mathews W. G., 2006, ApJ, 646, 899  
 Jing Y. P., Suto Y., 2002, ApJ, 574, 538  
 Łokas E. L., 2002, MNRAS, 333, 697  
 Łokas E. L., Mamon G. A., 2003, MNRAS, 343, 401  
 Lupton R., 1993, Statistics in theory and practice. Princeton University Press, Princeton, NJ  
 Mamon G. A., Biviano A., Murante G., 2009, A&A, to be submitted  
 Mamon G. A., Łokas E. L., 2005a, MNRAS, 362, 95  
 —, 2005b, MNRAS, 363, 705  
 —, 2006, MNRAS, 370, 1582  
 Mamon G. A., Łokas E. L., Dekel A., Stoehr F., Cox T. J., 2006, in Mass Profiles and Shapes of Cosmological Structures, Mamon G. A., Combes F., Deffayet C., Fort B., eds., Ed. de Physique, Paris, pp. 139–148, arXiv:astro-ph/0601345  
 Merritt D., 1985, ApJ, 289, 18  
 Merritt D., Saha P., 1993, ApJ, 409, 75  
 Moore B., Quinn T., Governato F., Stadel J., Lake G., 1999, MNRAS, 310, 1147  
 Navarro J. F., Frenk C. S., White S. D. M., 1996, ApJ, 462, 563  
 Navarro J. F., Hayashi E., Power C., Jenkins A. R., Frenk C. S., White S. D. M., Springel V., Stadel J., Quinn T. R., 2004, MNRAS, 349, 1039  
 Osipkov L. P., 1979, Soviet Astronomy Letters, 5, 42  
 Prugniel P., Simien F., 1997, A&A, 321, 111  
 Richstone D., Gebhardt K., Aller M., Bender R., Bower G., Dressler A., Faber S. M., Filippenko A. V., Green R., Ho L. C., Kormendy J., Lauer T. R., Magorrian J., Pinkney J., Siopis C., Tremaine S., 2004, ApJ, submitted, arXiv:astro-ph/0403257  
 Richstone D. O., Tremaine S., 1984, ApJ, 286, 27  
 Sanchis T., Łokas E. L., Mamon G. A., 2004, MNRAS, 347, 1198

- Schwarzschild M., 1979, *ApJ*, 232, 236  
Solanes J. M., Salvador-Solé E., 1990, *A&A*, 234, 93  
Stoeck F., 2006, *MNRAS*, 365, 147  
Stoeck F., White S. D. M., Tormen G., Springel V., 2002, *MNRAS*, 335, L84  
Syer D., Tremaine S., 1996, *MNRAS*, 282, 223  
Tiret O., Combes F., Angus G. W., Famaey B., Zhao H. S., 2007, *A&A*, 476, L1  
Tonry J. L., 1983, *ApJ*, 266, 58  
Tormen G., Bouchet F. R., White S. D. M., 1997, *MNRAS*, 286, 865  
Tremaine S., Richstone D. O., Byun Y.-I., Dressler A., Faber S. M., Grillmair C., Kormendy J., Lauer T. R., 1994, *AJ*, 107, 634  
Valluri M., Merritt D., Emsellem E., 2004, *ApJ*, 602, 66  
Wojtak R., Łokas E. L., Gottlöber S., Mamon G. A., 2005, *MNRAS*, 361, L1  
Wojtak R., Łokas E. L., Mamon G. A., Gottlöber S., Klypin A., Hoffman Y., 2008, *MNRAS*, 388, 815  
Wolf J., Martinez G. D., Bullock J. S., Kaplinghat M., Geha M., Muñoz R., Simon J. D., Avedo F., 2009, *MNRAS*, to be submitted