

Ultra-low noise microwave extraction from fiber-based optical frequency comb.

J. Millo¹, R. Boudot², M. Lours¹, P. Y. Bourgeois², A. N. Luiten³, Y. Le Coq¹, Y. Kersalé²,
and G. Santarelli^{*1}

¹*LNE-SYRTE, Observatoire de Paris, CNRS, UPMC, 61 Avenue de l'Observatoire, Paris, France*

²*FEMTO-ST Institute, CNRS and ENSMM, Besançon, France*

³*School of Physics, University of Western Australia, Crawley 6009, Australia*

**Corresponding author: giorgio.santarelli@obspm.fr*

In this letter we report on an all optical-fibre approach to the generation of ultra-low noise microwave signals. We make use of two erbium fiber mode-locked lasers to generate an 11.55 GHz signal with an unprecedented phase noise of -114 dBc/Hz at 1 Hz from the carrier. The residual frequency instability of the microwave signal derived from the optical frequency comb is below 2×10^{-16} at 1s and the timing jitter is 1.8 fs (from 0.1 Hz to 100 kHz). We also evaluate the laser amplitude noise and its effect on the microwave signal phase noise.

OCIS codes: (140.3510) Lasers, fiber; (140.4050) Mode-locked lasers; (120.3930) Metrological instrumentation; (230.0250) Optoelectronics

1 Introduction.

Low-phase-noise microwave signals are of prime importance in a variety of scientific and technological fields, such as, for example, atomic frequency standards, radar and remote sensing, communications and navigation, high-speed electronics and VLBI. At present, the lowest noise microwave sources are based on ultra-low noise quartz oscillators or generated with cryogenic sapphire oscillators [1]. However, the second of these sources is not commercially available and has high maintenance costs, while even the best quartz sources have a noise which is performance-limiting in some leading-edge applications. In contrast, over recent times the high quality stabilization of lasers to high finesse optical cavities has become a mature technology and reliable devices based around vibration-immune cavities show frequency stabilities that are routinely about 1×10^{-15} from 0.1s to 100s or better [2-4]. At the same time, femtosecond laser optical frequency combs have emerged as the ultimate low noise optical-to-microwave frequency divider delivering the potential for low noise microwave generation [5]. This combination of ultra-stable lasers and low noise optical frequency division presents a possibility to supersede the performance of all existing microwave sources. In a separate application, researchers have used optical pulse trains to distribute and synchronize microwave signals in high-precision timing distribution systems. This application requires a low-jitter microwave signal with high long-term stability [6]. We believe that a single all-optical system can meet the requirements for both this application together with the low noise generation, and as such in this letter we report the development of a highly reliable all-fibre optical system that delivers a microwave signal with leading-edge phase noise, timing jitter and high residual frequency stability. The system generates a very clean phase noise spectrum which is consistent in magnitude over several days of measurement.

The pioneering work of S. Diddams and co-workers at NIST on Titanium-Sapphire-based Optical Frequency Comb (TSOFC), has demonstrated residual phase noise as low as -110 dBc/Hz at 1Hz for a carrier frequency of 10 GHz as well as a frequency instability of 6.5×10^{-16} at 1s [7, 8]. Moreover the same group has investigated the mechanisms of excess noise in microwave signal extraction from optical pulse train (see [9,10] and references therein). These respective studies have shown the importance of controlling the amplitude to phase conversion in the photodetection process to minimize additive phase noise at the detection stage. Despite these outstanding results the TSOFC suffers from a lack of consistency in the magnitude of the phase noise as well as an insufficient long term operational reliability necessary for many applications. Fiber-based Optical Frequency Combs (FOFC), on the other hand, are suitable for continuous operation and have already demonstrated rather low phase noise signal generation for cesium atomic fountain clocks operation [11-13].

In this Letter we use two 250 MHz repetition rate (f_{rep}) FOFCs (Menlo Systems GmbH, M-Comb + P250+XPS1500), with built-in $f-2f$ interferometer for measuring the carrier-envelope offset frequency and synthesize a low noise 11.55 GHz microwave signal. Using the set-up described by the schematic in Fig. 1, we investigate an upper limit potentially imposed by the FOFC to the residual fractional frequency instability and single-sideband phase noise. For this purpose, both quasi-identical FOFCs are driven by a shared and common optical reference consisting of a cw fiber laser at 1542.14 nm stabilized onto an ultra stable cavity [15].

The lock technique used to stabilize the repetition rate of the FOFC, shown on Figure 1, is an improved version of the one described in [13]. The whole arrangement makes use of fiber pigtailed single mode optical components. The 30 mW output (100 fs duration pulses) from the

mode-locked laser oscillator is sent through a polarisation controller to an Optical Add and Drop Module (OADM). This module is a low insertion losses three port interference optical filter centered at 1542.14 nm with a spectral bandwidth of 0.8 nm. The spectrally narrow filtered output is combined with the CW light from the ultra stable laser (of optical frequency ν_{cw}). The resulting beat-note signal $f_b = \nu_{cw} - Nxf_{rep} - f_{ceo}$ (where N is a large integer and f_{ceo} is the carrier envelope frequency) is detected on a *InGaAs* photodiode. From the $f-2f$ built-in interferometer we obtain a signal f_{ceo} which is mixed with f_b and filtered to produce a frequency signal $\nu_{cw} - Nxf_{rep}$ independent of f_{ceo} . This signal is filtered by a tracking oscillator and then digitally divided by 128. Finally this divided signal is mixed with a reference signal generated by a direct digital synthesizer (DDS1 see Fig. 1) to produce a phase error signal. This signal, processed in a simple analog loop filter, then acts on the pump-power controller of the femtosecond laser. The servo bandwidth is about 120 kHz, which allows robust and reliable phase locking to the reference cw laser. The effect of this loop is thus to transfer the frequency stability of the optical signal, ν_{cw} , onto the repetition rate, f_{rep} , of the output pulse train. To generate a signal at the repetition rate (and its harmonics) the third output of the OADM, which contains nearly all of the mode-locked oscillator power (~ 10 mW), is injected into a high-speed *InGaAs* pigtailed photodiode (Discovery model DSC40S) by way of an Acousto-Optic Modulator (AOM). The purpose of the fibre-pigtailed AOM is to allow precise control of the optical power. The output signal of the detector contains all the harmonics of the repetition rate up to 20 GHz. The second FOFC is locked with a similar technique but due to the lack of a fast pump power control port the bandwidth is limited to 20-30 kHz.

For both FOFC systems, the low level output signal (about -30 dBm) of the microwave extraction photodiode is filtered by a very low insertion losses microwave filter centered at

11.55 GHz and amplified using low phase noise microwave amplifiers. One of the outputs is further filtered and amplified up to a power of 5 dBm to saturate the LO port of a double balanced microwave mixer. The RF port is driven with -8 dBm from the other FOFC system. Great care has been taken to select suitable amplifiers* which show low flicker phase noise when driven with low levels signals.

Figure 2a shows the measured phase noise of the microwave signals at 11.55 GHz for two independent systems (black solid line) as well as the noise level of the readout system (photodetection, amplifiers and mixer) (dashed grey line). The detection floor was measured by driving both detection photo-diodes with the same FOFC. As can be seen on Figure 2a the measured noise is clearly limited by the measurement system. The measurement system noise could be reduced by utilizing cross-correlation and/or carrier suppression techniques (see ref. [10] and references therein). However our approach guarantees that this level of phase noise is available to any application with a classical phase detection system. The timing jitter integrated from 0.1 Hz to 100 kHz is about 1.8 fs rms.

For a valid comparison with previous results [7] we calculate the equivalent phase noise on a 10 GHz carrier (rather than the 11.55 GHz we have used), and express it for a single FOFC. The result is about $-115 - 10 \log(f)$ dBc/Hz for $1 \text{ Hz} < f < 100 \text{ Hz}$ Fourier frequency. This is the best result ever achieved close to the carrier for microwave generation using optical frequency combs. It is also important to note the very low level of spurious peaks in the spectrum and that no post-data processing or filtering has been used to clean it.

The measured noise is very close to the limit set by the photo detection and amplification floor up to 100 Hz. Beyond 100 Hz the limited control bandwidth of one of the combs does not allow us to investigate the ultimate lower limit to the microwave generation process. However if a

* AML Communications models 612L2201&812PNA2401 at the front end, 812PNB2401 boosting amplifier

larger control bandwidth is achieved, using for example electro optical modulators inside the laser cavity, we do not expect any major impediment in reaching the limit set by the photodetection shot-noise (around -140 dBc).

We could also slightly improve the photodetection and mitigate the noise issues related to the low level signals amplification using an array of photodiodes. For example, we could use four photodiodes and a fiber coupled beamsplitter and then electrically combines the output microwave photodiode signal. One expects an improvement in the detected signal level of 6 dB with very little complexity increase. More sophisticated approaches using filtering Fabry-Perot cavities to increase the detected repetition rate have already been demonstrated both for FOFC and TSOFC to improve the signal-to-noise ratio of the photodetection [15].

Figure 2b shows the laser AM noise measured on the DC output of the photodiode in two different configurations: free running (black solid line) and with the repetition rate phase locked on the ultra stable laser (grey dashed line). The amplitude noise close to the carrier (<10 Hz) is much lower than that measured both on the NIST TSOFC [10] as well as on our TSOFC. We have evaluated the power-to-phase conversion coefficient of the photodiodes by modulating the optical power falling on the photodiodes using the in-line AOMs together with a heterodyne amplitude and phase detection technique. The power-to-phase relation was observed to be strongly non-monotonic with several extrema as already observed in [9]. Moreover we observe different dependences when using different photodiodes. This behaviour makes it difficult to evaluate the impact of the amplitude noise on the phase noise under arbitrary conditions. Nonetheless, in the conditions under which the measurements were taken in Figure 2a, we ensured that the conversion of power fluctuations to phase was not the limiting factor. This is confirmed by the absence of the strong AM feature at 700 Hz (seen on Figure 2b) from the phase

noise measured on Figure 2a. We have also implemented an AOM based servo loop to greatly reduce the fluctuations of the incident optical power on the photodiodes. No improvements were obtained in the measured residual phase noise.

We have evaluated the frequency stability of the generated microwave signal by sampling the low pass filtered (5 Hz) voltage output of the microwave mixer. Figure 3 shows a plot of the fractional frequency stability (Allan deviation) against the measurement time. The frequency stability for a single system is measured to be below 2×10^{-16} (1 s-10 s) and scaling down to 1×10^{-17} at 1000 s. The flat behaviour of the frequency stability is partially unexplained but is uncorrelated with both room temperature fluctuations and optical power fluctuations.

In conclusion, we have used optically referenced FOFC-based optical-to-microwave division frequency synthesizers to create 11.55 GHz microwave signals with an unprecedented residual frequency stability of 2×10^{-16} at 1 s. The residual single-sideband phase noise at a 1 Hz offset from the 11.55 GHz carrier is -114 dBc/Hz. This phase noise currently limited by the photodetection and amplification process noise for offset frequencies below 100 Hz.

The authors are grateful to J. Pinto for the support with electronic systems. AL would like to thank the ARC for travel support.

References

- [1] J. G. Hartnett, C. R. Locke, E. N. Ivanov, M. E. Tobar, and P. L. Stanwix, "Cryogenic sapphire oscillator with exceptionally high long-term frequency stability", *Appl. Phys. Lett.*, **89**, 203513 (2006)
- [2] A. D. Ludlow, X. Huang, M. Notcutt, T. Zanon-Willette, S. M. Foreman, M. M. Boyd, S. Blatt and J. Ye, "Compact, thermal-noise-limited optical cavity for diode laser stabilization at 1×10^{-15} ", *Opt. Lett.*, **32**, 641-643 (2007).

- [3] S. A. Webster, M. Oxborrow, S. Pugla, J. Millo and P. Gill, “Thermal-noise-limited optical cavity”, *Phys. Rev. A*, **77**, 033847 (2008).
- [4] J. Millo, D. V. Magalhaes, C. Mandache, Y. Le Coq, E. M. L. English, P. G. Westergaard, J. Lodewyck, S. Bize, P. Lemonde and G. Santarelli, “Ultrastable lasers based on vibration insensitive cavities”, *Phys. Rev. A*, **79**, 053829, (2009).
- [5] S. A. Diddams, J. Ye, and L. Hollberg, “Femtosecond lasers for optical clocks and low noise frequency synthesis” in Ye, J., Cundiff, S.T. (Eds): “Femtosecond optical frequency comb technology” (Springer, New York, USA, 2005)
- [6] J. Kim, J. A. Cox, J. Chen and F. X. Kärtner, “Drift-free femtosecond timing synchronization of remote optical and microwave sources,” *Nat. Photon.*, **2**, 733-736 (2008). See also J. Kim, F. X. Kärtner and F. Ludwig, “Balanced optical–microwave phase detectors for optoelectronic phase-locked loops,” *Opt. Lett.*, **31**, 3659–3661 (2006).
- [7] J. J. McFerran, E. N. Ivanov, A. Bartels, G. Wilpers, C. W. Oates, S. A. Diddams and L. Hollberg, “Low-noise synthesis of microwave signals from an optical source”, *Elect. Lett.*, **41**, 650-651 (2005)
- [8] A. Bartels, S. A. Diddams, C. W. Oates, G. Wilpers, J. C. Bergquist, W. H. Oskay and L. Hollberg, “Femtosecond-laser-based synthesis of ultrastable microwave signals from optical frequency references”, *Opt. Lett.*, **30**, 667-669, (2005).
- [9] E. N. Ivanov, S. A. Diddams, and L. Hollberg “Study of the excess noise associated with demodulation of ultra-short infrared pulses”, *IEEE Trans. on Ultrason. Ferr. Freq. Contr.*, **52**, 1068-1074 (2005).
- [10] E. N. Ivanov, J. J. McFerran, S. A. Diddams and L. Hollberg “Noise properties of microwave signals synthesized with femtosecond lasers”, *IEEE Trans. on Ultrason. Ferr. Freq. Contr.*, **54**, 736-745 (2007).
- [11] B. Lipphardt, G. Grosche, U. Sterr, C. Tamm, S. Weyers and H. Schnatz, “The Stability of an Optical Clock Laser Transferred to the Interrogation Oscillator for a Cs Fountain”, *IEEE Trans Instr. and Meas.*, **58**, 1258-1262 (2009).
- [12] S. Weyers, B. Lipphardt and H. Schnatz, “Reaching the quantum limit in a fountain clock using a microwave oscillator phase locked to an ultrastable laser”, *Phys. Rev. A*, **79**, 031803R (2009).
- [13] J. Millo, M. Abgrall, M. Lours, E. M. L. English, H. Jiang, J. Guéna, A. Clairon, S. Bize, Y. Le Coq and G. Santarelli, “Ultra-low noise microwave generation with fiber-based optical frequency comb and application to atomic fountain clock,” *Appl. Phys. Lett.*, **94**, 141105 (2009).
- [14] H. Jiang, F. Kéfélian, S. Crane, O. Lopez, M. Lours, J. Millo, D. Holleville, P. Lemonde, Ch. Chardonnet, A. Amy-Klein and G. Santarelli, “Long-distance frequency transfer over an urban fiber link using optical phase stabilization”, *J. Opt. Soc. Am. B*, **25**, 2029 (2008).

- [15] S. A. Diddams, M. Kirchner, T. Fortier, D. Braje, A. M. Weiner, and L. Hollberg
“Improved signal-to-noise ratio of 10 GHz microwave signals generated with a mode-
filtered femtosecond laser frequency comb”, *Opt. Expr.*, **17**, 3331-3340 (2009).

Figure captions

Figure 1: Set-up schematic (OADM: Optical Add/Drop Module, AOM: Acousto Optic Modulator, DVM: Digital Voltage Multimeter, DDS: Direct Digital Synthesizer, USL: Ultra Stable Laser, PC: Polarization Controller, FFT: Fast Fourier Transform analyzer).

Figure 2: Plot (a) single side band phase noise power spectral density of the 11.55 GHz microwave signal (solid black line) and of the measurement floor (photodetection+amplification) using one single train optical pulse train (dashed grey line). Plot (b) laser repetition rate relative amplitude noise in free running configuration (black solid line) and with the repetition rate phase locked (dashed grey line).

Figure 3: Fractional frequency stability of the generated microwave signal scaled to one system. The measurement is performed by sampling the voltage DC output of the microwave mixer (phase samples, measurement bandwidth 5 Hz).

Figure 1

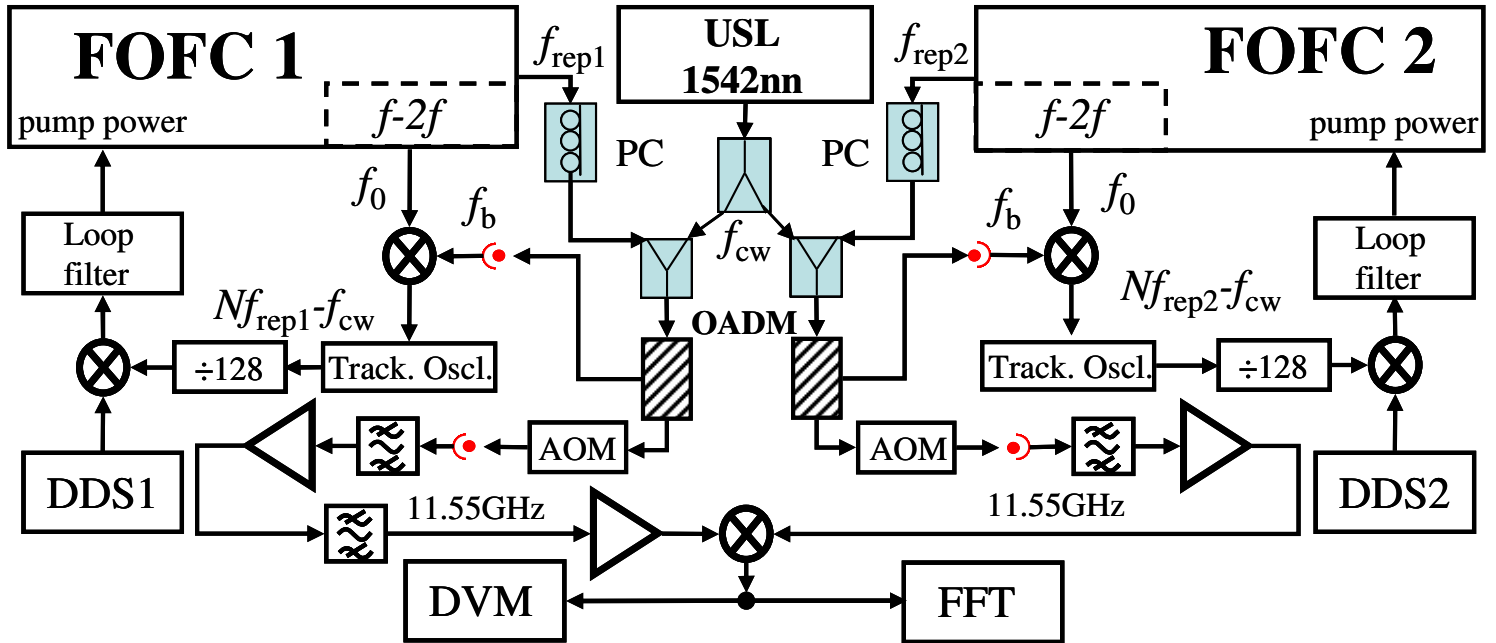
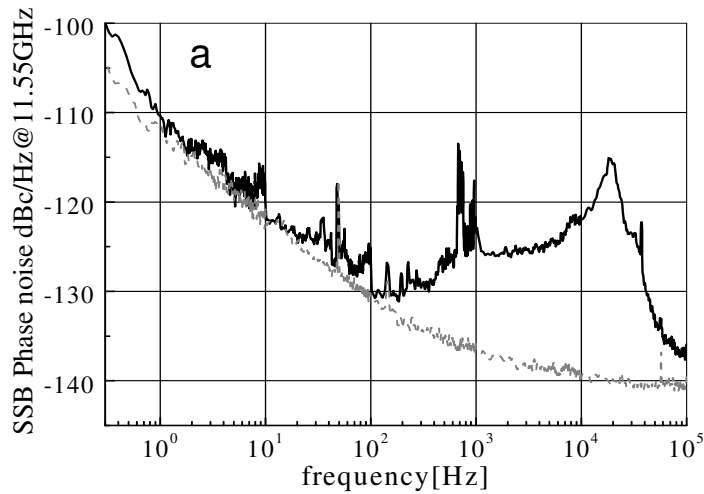


Figure 2



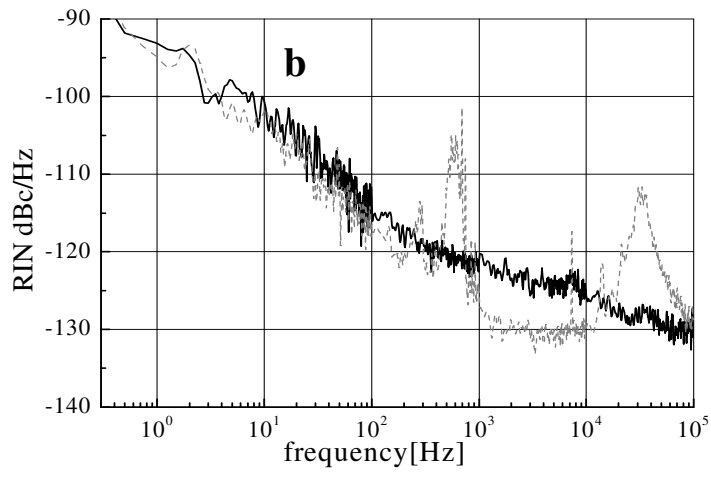


Figure 3

