

DISCOVERY OF A 692.5 S PERIOD IN THE X-RAY BINARY 4U 1820–30: AN INDICATION OF A SUPERHUMPER?

ZHONGXIANG WANG

Department of Physics, Ernest Rutherford Physics Building,
McGill University, 3600 University Street, Montreal, QC H3A 2T8, Canada

AND

DEEPTO CHAKRABARTY

Department of Physics and Kavli Institute for Astrophysics and Space Research,
Massachusetts Institute of Technology, Cambridge, MA 02139, USA

Draft version July 7, 2019

ABSTRACT

The X-ray source 4U 1820–30 in the globular cluster NGC 6624 is known as the most compact binary among the identified X-ray binaries. Having an orbital period of 685.0 s, the source consists of a neutron star primary and likely a 0.06–0.08 M_{\odot} white dwarf secondary. Here we report on far-ultraviolet (FUV) observations of this X-ray binary, made with the Space Telescope Imaging Spectrograph on board the *Hubble Space Telescope*. From our Fourier spectral analysis of the FUV timing data, we obtain a period of 692.5 ± 1.1 s, which is significantly different from the orbital period. The light curve folded at this period can be described by a sinusoid, with a fractional semiamplitude of 6.3%. While the discovered FUV period may be consistent with a hierarchical triple system model considered for 4U 1820–30, we suggest that it could instead be the indication of the binary being a superhump source. The X-ray and FUV periods would be the orbital and superhump periods, respectively, indicating a 1% superhump excess and a white-dwarf/neutron-star mass ratio around 0.06. We discuss possible methods for further identification of 4U 1820–30 as a superhump source.

Subject headings: binaries: close — stars: individual (4U 1820–30) — X-rays: binary — stars: low-mass — stars: neutron

1. INTRODUCTION

Among the known X-ray binaries (XRBs) that consist of an accreting neutron star (NS) or black hole primary, the NS binary 4U 1820–30 in the globular cluster NGC 6624 is known as the most compact binary: its orbital period $P_{\text{orb}} = 685.0$ s (Stella, Priedhorsky, & White 1987). Considering this short period, the Roche-lobe filling companion in the binary can be estimated to be a 0.06–0.08 M_{\odot} , hydrogen-exhausted white dwarf (WD; Rappaport et al. 1987). The X-ray source shows a long-term (or “superorbital”) modulation with a period of approximately 171 days (Priedhorsky & Terrell 1984a; Chou & Grindlay 2001), which was interpreted as the indication that this source is a hierarchical triple system (Grindlay 1988; Chou & Grindlay 2001). In this triple system model, the NS-WD binary is the inner binary with orbital period $P_{\text{inner}} \approx 685$ s, and a second companion, orbiting the inner system with a period of $P_{\text{outer}} \sim 1$ day, induces an inner-binary eccentricity variation with the 171 day period. Consequently, the mass accretion rate and X-ray luminosity of the X-ray source modulate with the same period.

In this paper, we report on the detection of a periodicity in 4U 1820–30 from far-ultraviolet (FUV) observations, made with the *Hubble Space Telescope* (*HST*). This FUV period is about 1% longer than the X-ray period, a difference that approximately fits the triple system model: one of the two periods, either the X-ray or

FUV, is P_{inner} , while the other one is the beat period between P_{inner} and P_{outer} . However, since a very similar source, the XRB 4U 1916–05 (which has the X-ray and optical periods of 50.00 min and 50.46 min, respectively), has been verified as a superhump source by the detection of negative superhumps in X-ray observations (Retter et al. 2002 and reference therein), the slightly longer FUV period detected in 4U 1820–30 could well be the indication of the binary being a superhump source. Additionally, a long term modulation (199 day) in the X-ray light curve (LC) of 4U 1916–05 had also been reported (Priedhorsky & Terrell 1984b; Smale & Lochner 1992), although Homer et al. (2001) only found a likely 83 day modulation. Due to the similarities between the two sources, we thus suggest a superhump model for 4U 1820–30 in this paper.

Superhumps are periodic modulations observed in interacting binary systems with periods a few percent longer than their orbital periods. This phenomenon was first discovered in the super-outbursts of the dwarf nova VW Hyi (Vogt 1974; Warner 1975), and since then, it has been commonly detected in short-period cataclysmic variables (e.g., Patterson 1998). It is generally believed that superhumps arise from an elliptical accretion disk, which is developed when the disk extends beyond the 3:1 resonance radius and precesses in the inertial frame due to the tidal force of a secondary star (e.g., Whitehurst & King 1991). The resonance condition—the mass ratio of a secondary to a primary $q \lesssim 0.33$ —appears to also work in X-ray binaries, as superhumps have been detected in both black hole soft X-ray transients (SXTs; O’Donoghue & Charles 1996)

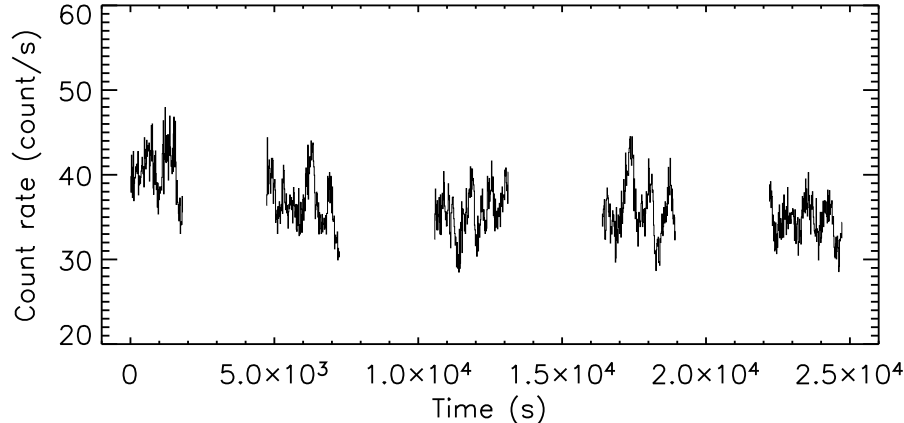


FIG. 1.— *HST*/STIS FUV LC of 4U 1820–30. For clarity, the photon counts are binned in 16 s time intervals. A modulation is clearly visible in the LC.

and NS XRBs 4U 1916–053 and GX 9+9 (Haswell et al. 2001). Indeed, Haswell et al. (2001) have further suggested that NS low-mass XRBs with orbital periods below ~ 4.2 hr are potential superhump sources.

Previously, ultraviolet (UV) observations (in a wavelength range of 1265–2510 Å), made with the former *HST* instrument Faint Object Spectrograph (FOS) in RAPID mode, revealed a periodic modulation with a 16% amplitude (Anderson et al. 1997). While the reported UV period is 687.6 ± 2.4 s, consistent with the X-ray period, the accuracy of the timing result should have been hampered by several uncertainties on FOS timing in RAPID mode (for details, see FOS Instrument Science Report CAL/FOS #124, #150)¹.

2. OBSERVATIONS AND DATA REDUCTION

The *HST* observations were made on 1998 March 14 using the Space Telescope Imaging Spectrograph (STIS; Woodgate et al. 1998). A low-resolution grating G140L was used with the solar-blind CsI multi-anode microchannel array (STIS/FUV-MAMA) detector, providing an FUV wavelength coverage of 1150–1730 Å and a plate scale of $0.025''/\text{pixel}$ along the spatial direction. The aperture used was a $52'' \times 0.5''$ long slit. The data were taken in TIME-TAG mode, allowing to record the position in the detector and arriving time of each photon count. The timing resolution was 125 microsecond. We obtained the data from the *HST* archive service. The datasets consist of five exposures with a total exposure time of 12.1 ks: the first dataset has an exposure time of 1830 s, while the exposure time for each of the other four was 2580 s. The total time span was $T_s \approx 24.7$ ks.

Using the IRAF task `odelaytime` in the *HST* calibration package STIS, we corrected the data for the barycenter arrival times. The *HST* ephemeris (ORX) file at the observation time was obtained using the `Starview` program. A box region with a 30-pixel ($=0''.75$) width in the spatial direction, which well covered the target’s spatial profile, was used for collecting the target’s counts. We excluded the counts within the Ly α $\lambda 1216$ Å line,

for which the source was strong background emission (Anderson et al. 1997). The resulting LC of 4U 1820–30 is shown in Figure 1. As can be seen, modulation is clearly visible in the LC. The contamination from background was limited: in a nearby region with the same size to that of the target region, we found a background count rate of $1.3 \text{ counts s}^{-1}$ (compared to 30–45 counts s^{-1} in the target region; see Figure 1).

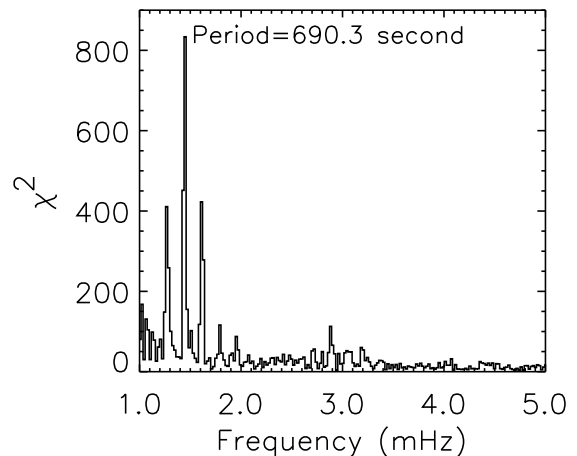


FIG. 2.— Result of the epoch-folding analysis. A period of 690.3 s is clearly detected. Two major sidebands are artifacts due to the observation gaps.

3. RESULTS

We first used an epoch-folding technique (Leahy et al. 1983) to search for periodicity, with the data folded to 10 phase intervals per period. The resulting χ^2 values are shown in Figure 2, clearly indicating the detection of a periodicity. The period is $P = 690.3$ s, 5.3 s longer than the 685.0 s X-ray period. However, based on the epoch-folding technique, the frequency spacing was $1/2T_s = 2.02 \times 10^{-5}$ Hz, corresponding to a temporal spacing of 9.6 s near 690 s. As a result, the spacing is not sufficient to determine the period difference between

¹ http://www.stecf.org/poa/FOS/fos_bib.html

690.3 s and 685 s.

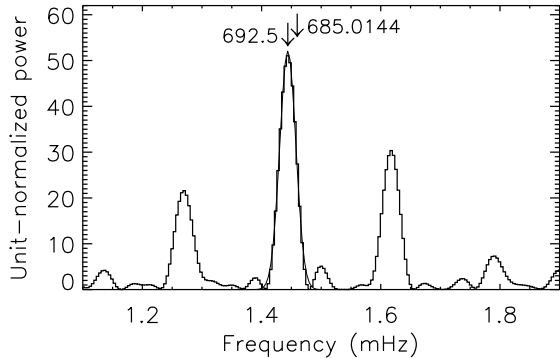


FIG. 3.— A 10 times over-resolved power spectrum in the vicinity of the main power peak, resulting from the discrete Fourier transform. Two major sidebands are artifacts due to the observation gaps. Fitting the peak with a Gaussian function, the peak frequency is found to be $f = 1.4441$ mHz (or 692.50 s). The frequency position of the X-ray period 685.0 s is also indicated.

To more accurately determine the period, we 10 times over-sampled our data and used a discrete Fourier transform technique to construct an over-resolved power spectrum (e.g., Chakrabarty 1998). The original data were binned evenly in 1 s time intervals for the Fourier transform. In Figure 3, the over-resolved power spectrum in the vicinity of the main power peak is shown. We fit the peak with a Gaussian to obtain the peak frequency, and found $f = 1.4441$ mHz, corresponding to a period of 692.5 s. The uncertainty on the peak frequency is estimated to be 0.0022 mHz (Ransom et al. 2002), which corresponds to $\sigma_P = 1.1$ s, the uncertainty on the period. This indicates that the period difference between the FUV and X-ray is significant (approximately $7\sigma_P$ confidence).

In order to quantify the periodic modulation in the LC, we binned the data in 10 s time intervals and obtained 1215 data points. The data points in each exposure interval were subtracted and normalized by the average, and then folded at the period of 692.5 s. The folded data points, shown in Figure 4, are scattered in a relatively large range. For example, further binning the folded data points into 10 phase bins, the standard deviations of the bins were found to be between 5.8–8.4%. Such a scattering in optical emission from XRBs is commonly seen (e.g., Wang et al. 2009). Following Anderson et al. (1997), we fit a sinusoid to the 1215 data points, with the period fixed at 692.5 s. The best-fit has $\chi^2 = 1.9$ for 1212 degrees of freedom, reflecting large scattering of the data points. From the best-fit, we found a semiamplitude of 6.3%. The time at the maximum of the sinusoidal fit (phase zero) was MJD $50886.015602 \pm 4.3 \times 10^{-5}$ (TDB) at the solar system barycenter.

The semiamplitude we obtained is 2% lower than that in the UV range reported by Anderson et al. (1997). This difference could be due to the different wavelength coverages, because while the time spans of the UV and FUV data were approximately equal, the former covered a wavelength range 2 times that of the latter. In addition, the UV observations were made in 1996, two years

earlier than the FUV observations. Therefore the difference could also be due to intrinsic variations in UV emission from the source.

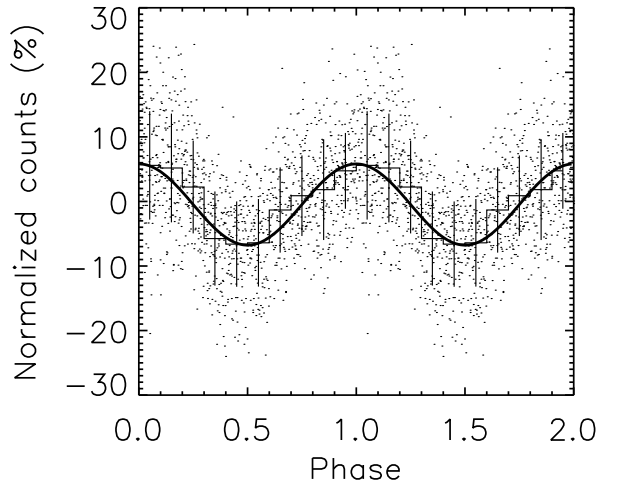


FIG. 4.— Normalized photon counts (relative to the mean) folded with the 692.50 s period. Two cycles are displayed for clarity. The solid curve indicates the best-fit sinusoid that has a semiamplitude of 6.3%. The data points are scattered in a relatively large range, indicated by the 5.8–8.4% standard deviations (error bars) of the bins (histogram line); each bin is the average of the data points within 0.1 phase.

4. DISCUSSION

Using the over-sampling technique in our timing analysis, we have discovered a period that is significantly different from the X-ray period. X-ray observations of 4U 1820–30 by various X-ray observatories have consistently obtained the 685.0 s period over the past two decades (e.g., Smale, Mason, & Mukai 1987; Morgan, Remillard, & Garcia 1988; Sansom et al. 1989; Tan et al. 1991; van der Klis et al. 1993b; Chou & Grindlay 2001), demonstrating the stableness of the X-ray period. Also even though an X-ray period derivative \dot{P} has been detected (Tan et al. 1991; van der Klis et al. 1993b; Chou & Grindlay 2001), its negative value, $\dot{P}/P \approx -(2-5) \times 10^{-8} \text{ yr}^{-1}$, not only implies a decrease of the period as a function of time, but also is too small ($\Delta P \leq 0.035 \text{ ms yr}^{-1}$) to account for any period changes comparable to the 7.5 s difference between the X-ray and FUV periods. As STIS may be repaired in the future, our result could be confirmed by further observations. We would use a phase-coherent timing technique to build a long time span from several short observations, thus allowing a very accurate determination of the FUV period (e.g., Wang et al. 2009).

The period difference could be additional evidence for the triple system model, which has been suggested for 4U 1820–30 (Grindlay 1988; Chou & Grindlay 2001). The FUV period would indicate the beat frequency between $1/P_{\text{inner}}$ and $1/P_{\text{outer}}$, and the model would naturally explain the observed 171 day periodicity as a modulation caused by the inner binary eccentricity variation (Chou & Grindlay 2001). Since the source is located near

the center of the globular cluster (King et al. 1993), the existence of triple systems is expected due to binary-binary interactions (e.g., Rasio, McMillan, & Hut 1995). Indeed, one triple system, known as PSR B1620–26, has been found in the globular cluster M4, although this source may not represent a prototypic triple system in a globular cluster (Sigurdsson & Thorsett 2005), since the second companion around the system’s inner NS-WD binary is a Jovian planet (Sigurdsson et al. 2003).

However, given the similarities between the XRBs 4U 1820–30 and 4U 1916–053, it is likely that 4U 1820–30 is a superhump source with the X-ray and FUV periods being P_{orb} and the superhump period P_{sh} , respectively. Since the orbital periodicity is indicated by dips in the X-ray LC of the source, this XRB probably has an inclination angle of $\sim 60^\circ$ (van Paradijs & McClintock 1995). With this angle, the UV modulation that is caused by X-ray irradiation of the companion star has been estimated to be at the 5% level of the persistent emission from the accretion disk (Arons & King 1993). The superhump modulation, presumably reflecting the area changes of the X-ray irradiated accretion disk, could be comparable but slightly stronger (Haswell et al. 2001). Therefore the FUV modulation we detected could arise from both the companion and disk, but with the latter slightly dominant over the former. This might explain large scattering seen in the folded LC. For the long-term 171 day modulation, a few other XRBs, including 4U 1916–053, have been found with such superorbital modulations, and the modulations are suggested to be caused by the nodal precession of a warped disk (e.g., Clarkson et al. 2003).

In the superhump model, the superhump excess is defined as $\epsilon = (P_{\text{sh}} - P_{\text{orb}})/P_{\text{orb}}$. For 4U 1820–30, $\epsilon \approx 0.0109 \pm 0.0016$, similar to those values found for 4U 1916–053 (Haswell et al. 2001) and SXTs (O’Donoghue & Charles 1996). Based on a relation between the superhump excess and mass ratio q (Patterson et al. 2005), $\epsilon = 0.18q + 0.29q^2$, it can be found that $q \approx 0.06$ for 4U 1820–30, implying a companion mass of $0.08 M_\odot$ (a $1.4 M_\odot$ standard neutron star mass is assumed). This mass value is consistent with the mass range estimated for 4U 1820–30 in a standard scenario (i.e., the mass transfer in the binary system is driven by gravitational radiation; Rappaport et al. 1987). Interestingly, we note that the relation could be used to set

constraints on the neutron star mass if the companion mass could be estimated from other measurements.

The observed negative \dot{P} has been a puzzling feature in 4U 1820–30 (van der Klis et al. 1993b; Chou & Grindlay 2001), since in the standard scenario, a positive \dot{P} for 4U 1820–30 is expected (Rappaport et al. 1987). The negative value could be caused by the gravitational acceleration of the globular cluster (Tan et al. 1991; van der Klis et al. 1993b; King et al. 1993). However, as suggested by van der Klis et al. (1993a), the precession of an elliptical accretion disk, existing in the superhump model, could be responsible for this— if the azimuth of the impact point (at which the gas flow from a companion star impinges on an accretion disk) in the disk varies due to the precession, the phase of the observed X-ray LC would be shifted and thus there might not be any changes for the true orbital period.

In order to identify whether 4U 1820–30 is a superhump system, critical evidence such as the detection of negative superhumps is required (Retter et al. 2002). We may also search for a beat period between the X-ray and FUV/optical periods from 4U 1820–30, since such a period was found from the X-ray LC of 4U 1916–05 (3.90 days; Chou, Grindlay, & Bloser 2001; Homer et al. 2001). This beat period indicates that an accretion disk precesses with a period $P_{\text{prec}} = (1/P_{\text{orb}} - 1/P_{\text{sh}})^{-1}$. For 4U 1820–30, $P_{\text{prec}} \approx 0.7 \pm 0.1$ day. However, because the X-ray timing observations of 4U 1820–30 were mainly made with *Rossi X-Ray Timing Explorer (RXTE)*, searches for such a period are difficult because of ~ 1 day observation gaps of *RXTE*. We note that our FUV observations were made near the flux bottom of the 171 day periodic modulation (M. Nowak, private communication). In the superhump scenario, both the superhump and superorbital modulations are supposed to arise from the accretion disk in 4U 1820–30. A detection of any correlations between these two modulations, such as variations of the superhump period and LC as a function of superorbital phase (van der Klis et al. 1993a), would verify the disk origin of the modulation and thus support that 4U 1820–30 is a superhump source.

We thank Jennifer Sokoloski for advice on timing analysis and Michael Nowak for helpful discussion.

REFERENCES

- Anderson, S. F., Margon, B., Deutsch, E. W., Downes, R. A., & Allen, R. G. 1997, *ApJ*, 482, L69+
- Arons, J. & King, I. R. 1993, *ApJ*, 413, L121
- Chakrabarty, D. 1998, *ApJ*, 492, 342
- Chou, Y. & Grindlay, J. E. 2001, *ApJ*, 563, 934
- Chou, Y., Grindlay, J. E., & Bloser, P. F. 2001, *ApJ*, 549, 1135
- Clarkson, W. I., Charles, P. A., Coe, M. J., & Laycock, S. 2003, *MNRAS*, 343, 1213
- Grindlay, J. E. 1988, in *IAU Symp. 126: The Harlow-Shapley Symposium on Globular Cluster Systems in Galaxies*, ed. J. E. Grindlay & A. G. D. Philip, 347–363
- Haswell, C. A., King, A. R., Murray, J. R., & Charles, P. A. 2001, *MNRAS*, 321, 475
- Homer, L., Charles, P. A., Hakala, P., Muhli, P., Shih, I.-C., Smale, A. P., & Ramsay, G. 2001, *MNRAS*, 322, 827
- King, I. R. et al. 1993, *ApJ*, 413, L117
- Morgan, E. H., Remillard, R. A., & Garcia, M. R. 1988, *ApJ*, 324, 851
- O’Donoghue, D. & Charles, P. A. 1996, *MNRAS*, 282, 191
- Patterson, J. 1998, *PASP*, 110, 1132
- Patterson, J. et al. 2005, *PASP*, 117, 1204
- Priedhorsky, W. C. & Terrell, J. 1984a, *ApJ*, 284, L17
- . 1984b, *ApJ*, 280, 661
- Ransom, S. M., Eikenberry, S. S., & Middleditch, J. 2002, *AJ*, 124, 1788
- Rappaport, S., Ma, C. P., Joss, P. C., & Nelson, L. A. 1987, *ApJ*, 322, 842
- Rasio, F. A., McMillan, S., & Hut, P. 1995, *ApJ*, 438, L33
- Retter, A., Chou, Y., Bedding, T. R., & Naylor, T. 2002, *MNRAS*, 330, L37
- Sansom, A. E., Watson, M. G., Makishima, K., & Dotani, T. 1989, *PASJ*, 41, 591
- Sigurdsson, S., Richer, H. B., Hansen, B. M., Stairs, I. H., & Thorsett, S. E. 2003, *Science*, 301, 193
- Sigurdsson, S. & Thorsett, S. E. 2005, in *ASP Conf. Ser. 328: Binary Radio Pulsars*, ed. F. A. Rasio & I. H. Stairs, 213–+
- Smale, A. P. & Lochner, J. C. 1992, *ApJ*, 395, 582
- Smale, A. P., Mason, K. O., & Mukai, K. 1987, *MNRAS*, 225, 7P
- Stella, L., Priedhorsky, W., & White, N. E. 1987, *ApJ*, 312, L17
- Tan, J. et al. 1991, *ApJ*, 374, 291

- van der Klis, M., Hasinger, G., Verbunt, F., van Paradijs, J., Belloni, T., & Lewin, W. H. G. 1993a, *A&A*, 279, L21
- van der Klis, M. et al. 1993b, *MNRAS*, 260, 686
- van Paradijs, J. & McClintock, J. E. 1995, *Optical and Ultraviolet Observations of X-ray Binaries (X-ray Binaries, eds. W.H.G. Lewin, J. van Paradijs, and E.P.J. van den Heuvel (Cambridge: Cambridge Univ. Press), p. 58)*, 58–+
- Vogt, N. 1974, *A&A*, 36, 369
- Wang, Z., Bassa, C., Cumming, A., & Kaspi, V. M. 2009, *ApJ*, 694, 1115
- Warner, B. 1975, *MNRAS*, 170, 219
- Whitehurst, R. & King, A. 1991, *MNRAS*, 249, 25
- Woodgate, B. E. et al. 1998, *PASP*, 110, 1183