

Stellar coronal magnetic fields and star-planet interaction

A. F. Lanza

INAF-Osservatorio Astrofisico di Catania, Via S. Sofia, 78 – 95123 Catania, Italy
e-mail: nuccio.lanza@oact.inaf.it

Received ... ; accepted ...

ABSTRACT

Context. Evidence of magnetic interaction between late-type stars and close-in giant planets is provided by the observations of stellar hot spots rotating synchronously with the planets and showing an enhancement of chromospheric and X-ray fluxes. Possible photospheric signatures of such an interaction have also been reported.

Aims. We investigate star-planet interaction in the framework of a magnetic field model of a stellar corona, considering the interaction between the coronal field and that of a planetary magnetosphere moving through the corona. This is motivated, among others, by the difficulty of accounting for the energy budgets of the interaction phenomena with previous models.

Methods. A linear force-free model is applied to describe the coronal field and study the evolution of its total magnetic energy and relative helicity according to the boundary conditions at the stellar surface and the effects related to the planetary motion through the corona.

Results. The energy budget of the star-planet interaction is discussed assuming that the planet may trigger a release of the energy of the coronal field by decreasing its relative helicity. The observed intermittent character of the star-planet interaction is explained by a topological change of the stellar coronal field, induced by a variation of its relative helicity. The model predicts the formation of many prominence-like structures in the case of highly active stars owing to the accumulation of matter evaporated from the planet inside an azimuthal flux rope in the outer corona. Moreover, the model can explain why stars accompanied by close-in planets have a higher X-ray luminosity than those with distant planets. It predicts that the best conditions to detect radio emission from the exoplanets and their host stars are achieved when the field topology is characterized by field lines connected to the surface of the star, leading to a chromospheric hot spot rotating synchronously with the planet.

Conclusions. The main predictions of the model can be verified with present observational techniques, by a simultaneous monitoring of the chromospheric flux and X-ray (or radio) emission, and spectropolarimetric observations of the photospheric magnetic fields.

Key words. stars: planetary systems – stars: activity – stars: late-type – stars: magnetic fields – stars: general

1. Introduction

More than 350 extrasolar giant planets are presently known¹, among which ~ 25 percent have a projected orbital semi-major axis smaller than 0.1 AU. Such planets are expected to interact with their host stars, not only through tides, but also with other mechanisms, possibly associated with magnetic fields. Specifically, reconnection between the coronal field of the host star and the magnetic field of the planet is expected to release heat, produce hydromagnetic waves, and accelerated particles that may be conveyed onto the stellar chromosphere producing a localized enhanced emission (Cuntz et al. 2000; Ip et al. 2004; Preusse et al. 2006; McIvor et al. 2006; Cranmer & Saar 2007). Indeed, Shkolnik et al. (2005, 2008) show that HD 179949 and ν Andromedae have chromospheric hot spots that rotate with the orbital periods of their inner planets. Two other stars, HD 189733 and τ Bootis, show evidence of an excess of chromospheric variability, probably due to flaring, that is modulated with the orbital periods of their respective

planets (cf. also Walker et al. 2008). Modelling such features can allow us to obtain information on the magnetic fields of the planets, although in an indirect way (cf. Shkolnik et al. 2008), which is of great importance to constrain their internal structure and evolution as well as to characterize a possible habitability in the case of rocky planets. A recent step forward in the understanding of the star-planet magnetic interaction (hereinafter SPMI) is the work of Lanza (2008). It applies force-free and non-force-free coronal field models to account for the observed phase lags between planets and synchronous chromospheric hot spots. Moreover, it presents conjectures about a possible influence of a close-in planet on the hydromagnetic dynamo action occurring in its host star. In the present paper, we shall extend that work discussing topology, total energy, and relative magnetic helicity of the coronal field and investigating their role in the effects associated with the motion of a hot Jupiter inside a stellar corona. We shall propose a new mechanism to account for the energy budget of SPMI and its intermittent nature, as revealed by the latest observations (see Sect. 2). Moreover, we shall discuss how the different coronal field topologies and the presence of a planet embedded in the

Send offprint requests to: A. F. Lanza

¹ See a web catalogue at: <http://exoplanet.eu/>

corona may affect the formation of prominence-like structures as well as the X-ray and radio emissions of a star.

2. Observations

Evidence of SPMI was reported by Shkolnik et al. (2003, 2005, 2008) who observed chromospheric hot spots rotating with the orbital period of the planets in HD 179949 and ν And instead of their respective rotation periods. The spots were not located at the subplanetary point, i.e., along the line joining the centre of a star with its planet, but lead the planet by $\sim 70^\circ$ in the case of HD 179949 and $\sim 170^\circ$ in the case of ν And, respectively. The flux irradiated by the hot spot was greater in the case of HD 179949, with an excess power of $\sim 10^{20}$ W, corresponding to that of a large solar flare. The hot spot synchronized with the planet was observed in four out of six seasons in HD 179949, suggesting that it is not a steady phenomenon, but may have a lifetime not exceeding 300 – 400 days. A similarly intermittent interaction is suggested by the observations of ν And, leading Shkolnik et al. (2008) to propose that these on/off SPMI transitions are related to a variation of the configuration of the coronal magnetic field of the host stars, possibly connected to their activity cycles. For the planet hosts HD 189733 and HD 73256, Shkolnik et al. (2008) suggest a correlation of the amplitude of the intranight variability of the Ca II K line core flux with the orbital phase of the planet, with a maximum of activity leading the planet by $\approx 70^\circ$ in the case of HD 189733. This may be due to some chromospheric flaring activity synchronized with the planet.

The X-ray flux coming from HD 179949 appears to be modulated with the orbital period of the planet with a variation of ≈ 30 percent (Saar et al. 2007). A statistical analysis of a sample of late-type stars reveals that those hosting a hot Jupiter closer than 0.15 AU have, on the average, an X-ray flux $\approx 3 - 4$ times greater than stars hosting planets farther than 1.5 AU (Kashyap et al. 2008). This suggests that a close-in giant planet may increase the X-ray activity level of its host star.

Circumstantial evidence of planet-induced photospheric magnetic activity in stars hosting hot Jupiters has been reported in τ Bootis by Walker et al. (2008) and in CoRoT-2a and CoRoT-4a by Lanza et al. (2009a), Pagano et al. (2009), and Lanza et al. (2009b), respectively. For τ Boo there is evidence of an active region leading the planet by about 70° whose signatures have been observed both in the Ca II K line core flux and in the wide-band optical flux as monitored by the MOST (Microvariability and Oscillation of STars) satellite. The region shows a rotational modulation of ~ 1 mmag. In 2004 it resembled a dark spot of variable depth, while in 2005 it varied between bright and dark. Since τ Boo has an average rotation period of 3.3 days, synchronized with the orbital period of the planet, and displays a surface differential rotation comparable to that of the Sun (Catala et al. 2007), it is the constancy of the phase shift between the spot and the planet that gives support to a possible SPMI in this case. As a matter of fact, the hot spot can be traced back to 2001, thanks to a previous Ca II K line flux monitoring.

The planet host CoRoT-4a as a spectral type similar to τ Boo and its rotation appears to be synchronized on the av-

erage with that of its planet. Modelling two months of uninterrupted CoRoT observations, Lanza et al. (2009b) found evidence of a persistent active region at the subplanetary longitude. Five months of observations of CoRoT-2a revealed a modulation of the total spotted area with a cycle close to ten synodic periods of the hot Jupiter with respect to the stellar rotation period (Lanza et al. 2009a), again suggesting some kind of SPMI. Pagano et al. (2009) found that the variance of the stellar flux was modulated in phase with the planetary orbit, with minimum variance at phase 0.3 – 0.4 and maximum at phase 0.8 – 0.9. Finally, Henry et al. (2002) found evidence of a photospheric spot in HD 192263 that in two observing seasons rotated with the orbital period of its planet for at least three rotation cycles (see Santos et al. 2003).

This preliminary evidence of photospheric cool spots synchronized with a hot Jupiter is impossible to explain in the framework of a magnetic reconnection model because reconnection leads to energy release and thus heating of the atmosphere. Conversely, it suggests that the planet may affect in some way the stellar dynamo action or the emergence of magnetic flux, as conjectured by Lanza (2008).

Spectropolarimetric observations can be applied to map photospheric fields outside starspots and indeed for τ Boo a sequence of maps has been obtained that suggests that the magnetic activity cycle of the star is as short as ~ 2 years, instead of 22 years as in the Sun (Donati et al. 2008; Fares et al. 2009).

Solar system giant planets emit in the radio domain, mainly via the electron-cyclotron maser mechanism. Most of the power is coherently radiated near the cyclotron frequency $f_{ce} = 2.8B$ MHz, where B is the intensity of the planet's magnetic field in Gauss. In the case of Jupiter, the maximum of the flux falls around 40 MHz. Solar system planets follow a scaling law that relates their emitted radio power to the power supplied by the impinging solar wind at their magnetospheric boundary. Generalizing that scaling law, it is possible to predict exoplanetary radio emission powers (cf., e.g., Stevens 2005; Zarka 2007; Jardine & Collier Cameron 2008). For τ Boo and some other systems, fluxes between 30 and 300 mJy, i.e., within the detection limits of some of the largest radio telescopes, have been predicted for favourable conditions. Nevertheless, no positive detection has been reported yet, not only in the case of τ Boo, observed at several epochs at 74 MHz with upper limits between 135 and 300 mJy (Lazio & Farrell 2007), but also for ϵ Eridani and HD 128311 at 150 MHz (George & Stevens 2007) for which tight upper limits of 10–20 mJy were derived, and for HD 189733, for which an upper limit of ~ 80 mJy was reached over the 307–347 MHz range (Smith et al. 2009). It is hoped that the next generation of low-frequency radio telescopes can lower those limits by at least one order of magnitude allowing us to clarify whether the missed detections are due to a lack of sensitivity or a lack of emission from the exoplanets at those frequencies. As a matter of fact, if hot Jupiters have magnetic field strengths comparable to that of Jupiter, i.e., $B \sim 14.5$ G at the poles (with $B \sim 4.3$ G at the planet's equator), most of their radio emission falls at frequencies lower than those of the above mentioned surveys. Another possibility is that the emission is beamed out of the line of sight, or that the stellar wind

power (kinetic and/or magnetic) is significantly smaller than assumed.

3. Coronal field model

We adopt a spherical polar coordinate frame having its origin at the baricentre of the host star and the polar axis along the stellar rotation axis. The radial distance from the origin is indicated with r , the colatitude measured from the North pole with θ , and the azimuthal angle with ϕ . The planet orbit is assumed circular with a semimajor axis a and lying in the equatorial plane of the star².

Close to a star, the magnetic pressure in the corona is much greater than the plasma pressure and the gravitational force, so we can assume that the corona is in a force-free magneto-hydrostatic balance, i.e., the current density \mathbf{J} is everywhere parallel to the magnetic field \mathbf{B} , viz. $\mathbf{J} \times \mathbf{B} = 0$. This means that $\nabla \times \mathbf{B} = \alpha \mathbf{B}$, with the force-free parameter α constant along each field line (Priest 1982). If α is uniform in the stellar corona, the field is called a linear force-free field and it satisfies the vector Helmholtz equation $\nabla^2 \mathbf{B} + \alpha^2 \mathbf{B} = 0$. Its solutions in spherical geometry have been studied by, e.g., Chandrasekhar (1956) and Chandrasekhar & Kendall (1957).

Linear force-free fields are particularly attractive in view of their mathematical simplicity and their minimum-energy properties in a finite domain, as shown by Woltjer (1958). Specifically, in ideal magnetohydrodynamics, the minimum energy state of a magnetic field in a finite domain is a linear force-free state set according to the boundary conditions and the constrain posed by the conservation of the magnetic helicity. In a confined stellar corona, magnetic dissipation is localized within thin current sheets whose global effect is that of driving the field configuration toward the minimum energy state compatible with the conservation of the total helicity, the so-called Taylor's state, which is a linear force-free field (see, e.g., Heyvaerts & Priest 1984; Berger 1985, for details). Only in large flares the total helicity is not conserved due to strong turbulent dissipation and ejection of magnetized plasma.

The total helicity of a confined magnetic structure constrains its free energy, that is the energy that can be released in a magnetic dissipation process. It is the difference between the initial energy of the field, which is usually in a non-linear force-free state (i.e., with a non-uniform α), and the energy of the linear force-free field satisfying the same boundary conditions and having the same total helicity (see, e.g., Régnier & Priest 2007). Therefore, a decrease of the total helicity produced by a change of the boundary conditions or a strong magnetic dissipation will in general make available more free energy for the heating of the corona.

To model the magnetic interaction between the stellar coronal field and a close-in planet, we consider only the dipole-like component (i.e., with a radial order $n = 1$) of the linear force-free solution of Chandrasekhar & Kendall (1957) because it has the slowest decay with distance from the star and therefore

leads to the strongest interaction. Moreover, since the observations of star-planet interaction show a hot spot rotating with the orbital period of the planet and do not show the periodicity of stellar rotation, an axisymmetric field (i.e., with an azimuthal degree $m = 0$) is a good approximation to describe the interaction, as discussed by Lanza (2008).

Our linear force-free field can be expressed in the formalism of Flyer et al. (2004) as:

$$\mathbf{B} = \frac{1}{r \sin \theta} \left[\frac{1}{r} \frac{\partial A}{\partial \theta} \hat{\mathbf{r}} - \frac{\partial A}{\partial r} \hat{\boldsymbol{\theta}} + \alpha A \hat{\boldsymbol{\phi}} \right], \quad (1)$$

where $A(r, \theta)$ is the flux function of the field. Magnetic field lines lie over surfaces of constant $A(r, \theta)$, as can be deduced by noting that $\mathbf{B} \cdot \nabla A = 0$. The flux function for our dipole-like field geometry is $A(r, \theta) = B_0 R^2 g(q) \sin^2 \theta$, where $2B_0$ is the magnetic field intensity at the North pole of the star, R the star's radius and the function $g(q)$ is defined by:

$$g(q) \equiv \frac{[b_0 J_{-3/2}(q) + c_0 J_{3/2}(q)] \sqrt{q}}{[b_0 J_{-3/2}(q_0) + c_0 J_{3/2}(q_0)] \sqrt{q_0}}, \quad (2)$$

where b_0 and c_0 are free constants, $J_{-3/2}$ and $J_{3/2}$ are Bessel functions of the first kind of order $-3/2$ and $3/2$, respectively, $q \equiv |\alpha|r$, and $q_0 \equiv |\alpha|R$. Making use of Eq. (1), the magnetic field components are:

$$\begin{aligned} B_r &= 2B_0 \frac{R^2}{r^2} g(q) \cos \theta, \\ B_\theta &= -B_0 |\alpha| \frac{R^2}{r} g'(q) \sin \theta, \\ B_\phi &= \alpha B_0 \frac{R^2}{r} g(q) \sin \theta, \end{aligned} \quad (3)$$

where $g'(q) \equiv dg/dq$. A linear force-free field as given by Eqs. (3) extends to infinity with an infinity energy. We consider its restriction to the radial domain $q_0 \leq q \leq q_L$, where q_L is the first zero of $g(q)$, in order to model the inner part of the stellar corona where magnetic field lines are closed, as discussed in Lanza (2008) (see Chandrasekhar 1956, for the boundary conditions at $r = r_L \equiv q_L/|\alpha|$).

The magnetic field geometry specified by Eqs. (3) depends on two independent parameters, i.e., α and b_0/c_0 . They can be derived from the boundary conditions at the stellar photosphere, i.e., knowing the magnetic field $\mathbf{B}^{(s)}(\theta, \phi)$ on the surface at $r = R$. Using the orthogonality properties of the basic poloidal and toroidal fields (see Chandrasekhar 1961), we find:

$$\begin{aligned} \frac{8\pi}{3} B_0 R^2 &= \int_{\Sigma(R)} B_r^{(s)} \cos \theta d\Sigma, \\ \frac{8\pi}{3} |\alpha| B_0 R^3 g'(q_0) &= - \int_{\Sigma(R)} B_\theta^{(s)} \sin \theta d\Sigma, \\ \frac{8\pi}{3} \alpha B_0 R^3 &= - \int_{\Sigma(R)} B_\phi^{(s)} \sin \theta d\Sigma, \end{aligned} \quad (4)$$

where $\Sigma(R)$ is the spherical surface of radius R , and $d\Sigma = R^2 \sin \theta d\theta d\phi$.

The magnetic energy E of the field confined between the spherical surfaces $r = R$ and $r = r_L$ can be found from Eq. (79) in § 40 of Chandrasekhar (1961):

$$E = E_p \left\{ 2 + q_0 q_L [g'(q_L)]^2 - q_0^2 [g'(q_0)]^2 - q_0^2 \right\}, \quad (5)$$

² About 70 percent of the hot Jupiters within 0.1 AU from their host stars have a measured orbital eccentricity lower than 0.05, consistent with a circular orbit (see <http://exoplanet.eu/>).

where $E_p \equiv \frac{4\pi}{3\mu} R^3 B_0^2$ is the energy of the potential dipole field with the same radial component at the surface $r = R$, and μ is the magnetic permeability. The relative magnetic helicity H_R , as defined by Berger (1985), can be found from his Eq. (19) and is:

$$H_R = B_0^2 R^4 \left[2g'(q_0) + \frac{8\pi}{3} \frac{E}{q_0 E_p} \right] \frac{|\alpha|}{\alpha}. \quad (6)$$

Note that the field obtained by changing the sign of α has the same poloidal components B_r and B_θ , and energy E , while the toroidal component B_ϕ and the relative helicity H_R become opposite.

In the limit $q \ll 1$, i.e., close to the stellar surface, neglecting terms of the order $O(q^2)$, we find that $g(q) \sim q_0/q$ and $g'(q) \sim -q_0/q^2$, independently of b_0 and c_0 . From Eqs. (3), we see that B_r and B_θ close to the star are similar to the analogous components of the potential dipole field with the same radial component at the surface.

It is also interesting to study the limit $\alpha \rightarrow 0$ of our force-free field. In this limit $r_L \rightarrow \infty$ and the radial extension of the field grows without bound. Nevertheless, the field tends to become indistinguishable from the corresponding potential field and $E \rightarrow E_p$. In the same limit, the relative magnetic helicity grows without bound because $q_0 \rightarrow 0$ in Eq. (6), but the helicity density (i.e., the magnetic helicity per unit volume) tends to zero (see Berger 1985; Zhang & Low 2005, for further description of this limit state).

For a finite α , $E > E_p$ because the potential field has the minimum energy for a given $B_r^{(s)}$. If we consider all magnetic fields with one end of their field lines anchored at $r = R$ and the other out to infinity, satisfying the same boundary conditions of our field at $r = R$, the field with the lowest possible energy is called the Aly field and its energy $E_{\text{Aly}} = 1.66E_p$ (see Flyer et al. 2004). We assume that the Aly energy is an upper bound for the energy of our field because it is the lowest energy allowing the field to open up all its lines of force out to infinity driving a plasma outflow similar to a solar coronal mass ejection.

From a topological point of view, the fields obtained from Eqs. (3) can be classified into two classes. If the function $g(q)$ decreases monotonously in the interval $q_0 \leq q \leq q_L$, all field lines are anchored at both ends on the boundary $r = R$. On the other hand, if the function has a relative minimum (and a relative maximum) in that interval, the field contains an azimuthal rope of flux located entirely in the $r > R$ space and running around the axis of symmetry. The magnetic field configurations considered by Lanza (2008) to model SPMI are of the first kind; an example of a field configuration containing an azimuthal flux rope will be discussed in Sect. 4.2. An analogous topological classification holds in the case of the non-linear force-free fields considered by Flyer et al. (2004).

Note that the photospheric magnetic field components can be measured by means of spectropolarimetric techniques if the star rotates fast enough ($v \sin i \geq 10 - 15 \text{ km s}^{-1}$) as shown in the case of, e.g., τ Boo by Catala et al. (2007) and Donati et al. (2008). Therefore, Eqs. (4) can be applied to derive the parameters of the coronal field model and its topology, as we shall show in Sect. 4.2.

4. Applications

In this Section we shall consider some applications of the above model for the stellar coronal field to the phenomena introduced in Sect. 2.

4.1. Power dissipated in SPMI

The power needed to explain the excess flux from a chromospheric hot spot or an X-ray emission synchronous with the planet is of the order of $10^{20} - 10^{21}$ W. Magnetic reconnection between the stellar coronal field and the planetary field at the boundary of the planetary magnetosphere is not sufficient to account for such a power, as we show in Sect. 4.1.1. Therefore, we propose an interaction mechanism that may be capable of sustaining that level of power in Sect. 4.1.2.

4.1.1. A simple magnetic reconnection model

The first mechanism proposed to account for the energy budget of SPMI is reconnection between the planetary and the stellar magnetic fields at the boundary of the planetary magnetosphere. This boundary is characterized by a balance between the magnetic pressure of the coronal field and that of the planetary field. The ram pressure is negligible because the planet is inside the region where the stellar wind speed is subalfvenic (cf., e.g., Preusse et al. 2005), and the orbital velocity of the planet is about one order of magnitude smaller than the Alfvén velocity (Lanza 2008). Therefore, assuming a planetary field with a dipole geometry, the radius of the planetary magnetosphere R_m , measured from the centre of the planet, is given by:

$$R_m = R_{\text{pl}} \left[\frac{B(a, \frac{\pi}{2})}{B_{\text{pl}}} \right]^{-\frac{1}{3}}, \quad (7)$$

where R_{pl} is the radius of the planet, $B(a, \frac{\pi}{2})$ is the coronal field of the star on the stellar equatorial plane at $r = a$, and B_{pl} is the magnetic field strength at the poles of the planet.

We specialize our considerations for the SPMI model of HD 179949 developed by Lanza (2008) that assumes $b_0/c_0 = -1.1$ and $\alpha = -0.12R^{-1}$ to explain the phase lag between the chromospheric hot spot and the planet. The magnetic field intensity vs. the distance from the star is plotted in Fig. 1. The field strength decreases as that of a potential dipole field close to the star, i.e., where $g(q) \sim q_0/q$ (cf. Sect. 3), then it decreases more slowly for $r > (6 - 7)R$ because the decrease of $g(q)$ becomes less steep (cf., e.g., Fig. 3).

At the distance of the planet, i.e., $a = 7.72R$, the field is reduced by a factor of ~ 300 with respect to its value at the stellar surface. Assuming a mean field at the surface $B_0 = 10$ G (cf. Donati et al. 2008), the field at the boundary of the planetary magnetosphere is $B(a, \frac{\pi}{2}) \sim 0.03$ G. Adopting a planetary field $B_{\text{pl}} = 5$ G (cf., e.g., Grießmeier et al. 2004) and a radius of the planet equal to that of Jupiter, we find $R_m \sim 5.5R_{\text{pl}} = 3.8 \times 10^8$ m. The power dissipated by magnetic reconnection can be estimated as:

$$P_d \simeq \gamma \frac{\pi}{\mu} [B(a, \frac{\pi}{2})]^2 R_m^2 v_{\text{rel}}, \quad (8)$$

where $0 < \gamma < 1$ is a factor that depends on the angle between the interacting magnetic field lines (see, e.g., Priest 2003), and v_{rel} is the relative velocity between the planet and the stellar coronal field. Adopting the parameters for HD 179949 and $\gamma = 0.5$, we find $P_d \simeq 1.3 \times 10^{17}$ W, which is insufficient by at least a factor of 10^3 . Since $P_d \sim B^{4/3} B_{\text{pl}}^{2/3}$, to explain the observed power the stellar surface field should be increased to $B_0 \sim 180$ G, which is too high in view of the mean values measured at the surface of τ Boo (Donati et al. 2008) that is a faster rotator than HD 179949, but with a comparable X-ray luminosity (Kashyap et al. 2008). Christensen et al. (2009) suggest that the surface fields of hot Jupiters may be up to 5 – 10 times stronger than that of Jupiter. However, if we adopt $B_{\text{pl}} = 75$ G and consider the $B_{\text{pl}}^{2/3}$ dependence, we obtain a power increase by only a factor of 6.

4.1.2. Magnetic energy release induced by a hot Jupiter

To solve the energy problem, it is important to note that the energy released at the reconnection site is only a fraction of the energy that is actually available. The emergence of magnetic flux from the convection zone and the photospheric motions lead to a continuous accumulation of energy in the coronal field, independently of the presence of a planet. Our conjecture is that a close-in planet triggers a release of such an accumulated energy, modulating the chromospheric and coronal heating with the orbital period of the planet.

As a matter of fact, the reconnection between the coronal and the planetary field lines has remarkable consequences for the topological structure of the coronal field. The final configuration of the coronal field after reconnection is in general a non-linear force-free one, i.e., α is no longer spatially uniform. This happens because the field must simultaneously satisfy the boundary conditions at the photosphere, which impose the value of α close to the star, and those at the reconnection site close to the planet which in general will not be compatible with a uniform value of α . Since α must be constant along a given field line, the field re-arranges itself into a configuration with different values of α along different field lines to satisfy the boundary conditions. We know from Woltjer theorem that the energy of the field in such a state is greater than that of the linear force-free field with the same magnetic helicity and boundary conditions at the stellar surface. In other words, some energy can be released if the field makes a transition to this linear force-free state, restoring its unperturbed configuration. Such a transition can be stimulated by the fact that the helicity in the region where the field has reconnected is lower than the initial helicity because reconnection processes lead to a steady dissipation of helicity. Considering the volume $V(t)$ occupied at any given time t by the plasma where reconnection has just occurred, the rate of helicity change inside $V(t)$ is given by Eq. (13) of Heyvaerts & Priest (1984):

$$\frac{DH_R}{Dt} = \int_{S(V)} (\mathbf{A} \cdot \mathbf{v}_{\text{rel}})(\mathbf{B} \cdot d\mathbf{S}) + \int_{S(V)} \frac{\mathbf{A} \times \mathbf{J}}{\sigma} \cdot d\mathbf{S} - 2 \int_V \frac{\mathbf{B} \cdot \mathbf{J}}{\sigma} dV, \quad (9)$$

where $S(V)$ is the surface bounding the volume $V(t)$, \mathbf{A} is the vector potential of the magnetic field, viz. $\nabla \times \mathbf{A} = \mathbf{B}$, and σ

is the electric conductivity of the plasma. We assume that the reconnected field is in a force-free state, thus $\mu \mathbf{J} = \alpha \mathbf{B}$, and choose a gauge transformation for the vector potential to have $\mathbf{A} = \alpha^{-1} \mathbf{B}$. Since $\mathbf{v}_{\text{rel}} \cdot \mathbf{B} \sim 0$ in the reconnected region, we have:

$$\frac{DH_R}{Dt} \simeq -2 \langle \alpha^{-1} \rangle \mu \int_V \frac{J^2}{\sigma} dV, \quad (10)$$

where $\langle \alpha^{-1} \rangle$ is some average value of α^{-1} over the volume $V(t)$. Eq. (10) shows that the absolute value of the helicity decreases steadily inside the volume $V(t)$ following the motion of the reconnected region through the stellar corona.

We conjecture that once a magnetic energy release is triggered by such a decrease of helicity in the reconnection volume, it extends to the whole flux tube connecting the planetary magnetosphere with the stellar surface and proceeds faster and faster thanks to a positive feed-back between energy release and helicity dissipation. In other words, the fast and localized energy release produces a turbulent plasma which in turn enhances turbulent dissipation of magnetic energy and helicity giving rise to a self-sustained process.

An order-of-magnitude estimate of the helicity dissipation rate can be based on Eq. (10), now considering turbulent dissipation; it can be recast in the approximate form:

$$\frac{DH_R}{Dt} \sim \mu \delta P_d, \quad (11)$$

where δ is the lengthscale of variation of the magnetic field associated with the current density, i.e., $J \sim B/(\delta\mu)$, and P_d is the dissipated power. We assume that the largest turbulent lengthscale is $\delta \sim |\alpha|^{-1} = 0.12R^{-1} = 6.7 \times 10^9$ m for $R = 8 \times 10^8$ m. Adopting the maximum dissipated power suggested by the observations, i.e., $P_d = 10^{21}$ W, we find:

$$\frac{DH_R}{Dt} \sim 8.37 \times 10^{24} \text{ T}^2 \text{ m}^4 \text{ s}^{-1}. \quad (12)$$

In the above derivation we have guessed the dissipated power from the available observations. For the mechanism to be at least plausible, we need to show that it is possible to sustain that level of dissipated power. This implies a computation of the energy stored in the non-linear force-free field that is produced by the reconnection process, which is beyond the capability of our simple linear model. Nevertheless, we may estimate the energy available by means of a simplified argument that is by no means rigorous, but has the advantage of using our model for linear force-free configurations. Its results should be regarded only as an illustration of the plausibility of the proposed mechanism, deferring a more detailed and rigorous treatment to future studies.

To compute the available energy, we assume that the reconnection between the coronal and planetary fields produces a dissipation of the helicity of the initial field configuration, i.e., that unperturbed by the planet. Again, we specify our considerations for the case of HD 179949, adopting the linear force-free model of Lanza (2008). Therefore, we fix $\alpha = -0.12R^{-1}$ and $b_0/c_0 = -1.1$ in the initially unperturbed state, giving a total energy $E/E_p = 1.0273$ and a relative helicity $|H_R| = 55.3116 B_0^2 R^4$ (cf. Eqs. 5 and 6). The boundary conditions at

the stellar surface specify the values of $g'(q_0)$ and α through Eqs. (4). The value of α depends on the radial and azimuthal field components at the surface and must be regarded as fixed. Conversely, the value of b_0/c_0 is practically independent of the value of $g'(q_0)$ for $b_0/c_0 < -1.0$. This is illustrated in Fig. 2 and is discussed further in Sect. 4.2. In other words, the ratio b_0/c_0 is only marginally constrained by the boundary conditions and can be assumed to vary in order to decrease the total helicity of the field. The minimum helicity is obtained for $b_0/c_0 \rightarrow -\infty$, which gives $g'(q_0) = -8.2133$ while for the initial field configuration with $b_0/c_0 = -1.1$, $g'(q_0) = -8.2021$, corresponding to a variation of the boundary condition by only 0.13 percent. This state of the field has $E/E_p = 1.0180$ and $|H_R| = 54.6421 B_0^2 R^4$, i.e., an helicity variation $\Delta H_R = 0.67 B_0^2 R^4$ with respect to the initial state. Assuming $B_0 = 10$ G and $R = 8 \times 10^8$ m, the transition from the initial state to this final state releases an energy $\Delta E = 0.0093 E_p = 1.6 \times 10^{25}$ J. A crucial point is the timescale for the release of ΔE because it determines the power available to explain the observed phenomena. It depends on the time scale for the dissipation of the helicity and can be computed from the helicity dissipation rate as $\tau_{\text{hd}} \sim \Delta H_R / (dH_R/dt) \sim 3.3 \times 10^4$ s, where we made use of Eq. (12). Therefore, the available maximum power, estimated from $\Delta E / \tau_{\text{hd}}$, turns out to be $\sim 4.9 \times 10^{20}$ W which is of the right order of magnitude to account for the chromospheric hot spot and the enhancement of X-ray flux.

It is important to note that our argument provides us only with a lower limit for the energy that can be released because we approximate the process as a transition between two linear force-free fields. As a matter of fact, when the field is in a non-linear force-free state, its energy is greater than the energy of the initially unperturbed linear force-free field, allowing the system to release more energy than we have estimated above. This can explain the modulation of the emitted flux with the orbital phase of the planet if only a portion of the stellar corona surrounding the flux tube connecting the planet with the star is involved in the energy release process at any given time.

The initial field configuration needs to be restored on a time scale comparable with the orbital period of the planet to achieve a quasi-stationary situation in agreement with the observations. An order of magnitude estimate of the helicity flux coming from the photospheric motions can be obtained from Eq. (11) of Heyvaerts & Priest (1984) as:

$$\frac{dH_R}{dt} \approx 4\pi R^2 B_0^2 v_e \alpha^{-1}, \quad (13)$$

where v_e is the velocity of magnetic flux emergence at the photosphere, that we can take as a fraction, say 0.1, of the convective velocity, yielding $v_e = 150$ m s⁻¹. The timescale for restoring the helicity of the above magnetic configuration is:

$$\tau_{\text{hr}} \equiv \frac{\Delta H_R}{dH_R/dt} \sim 3.2 \times 10^4 \text{ s}, \quad (14)$$

where dH_R/dt comes now from Eq. (13). It is comparable to the fastest helicity dissipation timescale applied above and is significantly shorter (i.e., ≈ 10 percent) than the orbital period of the planet. The magnetic energy flux associated with the helicity build up can be estimated as: $\sim 2\pi R^2 B_0^2 v_e / \mu \sim 4.8 \times 10^{20}$

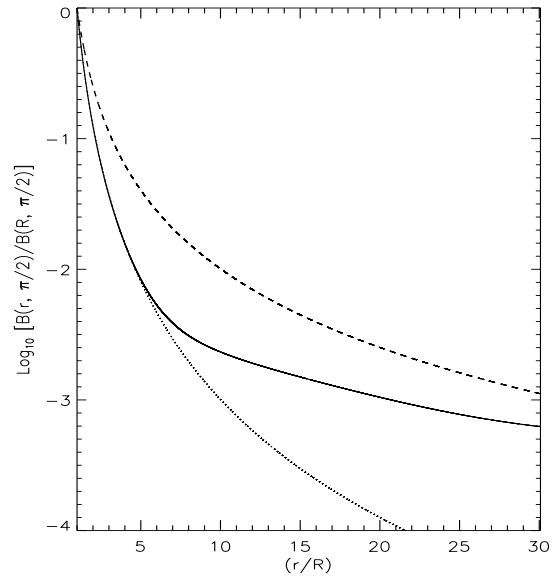


Fig. 1. The modulus of the magnetic field on the equatorial plane of the star normalized to its value at the surface vs. the radial distance from the star for $b_0/c_0 = -1.1$ and $\alpha = -0.12R^{-1}$ (solid line). For comparison, we plot also the case of a potential field (dotted line) and of a field decreasing as r^{-2} (dashed line).

W, which can account for the observed energy release in the corona.

It is interesting to note that the greater the magnetic field of a hot Jupiter, the more efficient the triggering of helicity dissipation in a stellar corona by the planet itself because the dissipated power scales as $B_{\text{pl}}^{2/3}$ in Eqs. (8) and (10). However, even if the planetary magnetic field is negligible, we still expect some dissipation by the currents induced in the planetary conductive interior by its motion through the stellar coronal field (Laine et al. 2008) or by the currents associated with the Alfvén waves excited by the motion of the planet through the stellar wind (Preusse et al. 2005, 2006). The corresponding helicity dissipation rate in Eq. (10) is expected to be at least two orders of magnitude smaller than when the planet has a field B_{pl} of 5 – 10 G, essentially because the current dissipation is confined within a much smaller volume. Therefore, the efficiency of the proposed mechanism is likely to be significantly reduced when the planetary field vanishes.

4.2. The intermittent nature of SPMI

The fact that chromospheric hot spots rotating synchronously with the planetary orbit have not always been observed in HD 179949 and ν And (Shkolnik et al. 2008) can be interpreted by assuming that their activity cycles are very short, i.e., of the order of 1 – 2 years. If the large scale dipole field cyclically reverses its direction, we have alternate phases of strong and weak interactions with the magnetic field of the planet (see Lanza 2008). Such a hypothesis has received some support from the observation of two consecutive field reversals in a couple of years in τ Boo (Donati et al. 2008; Fares et al. 2009).

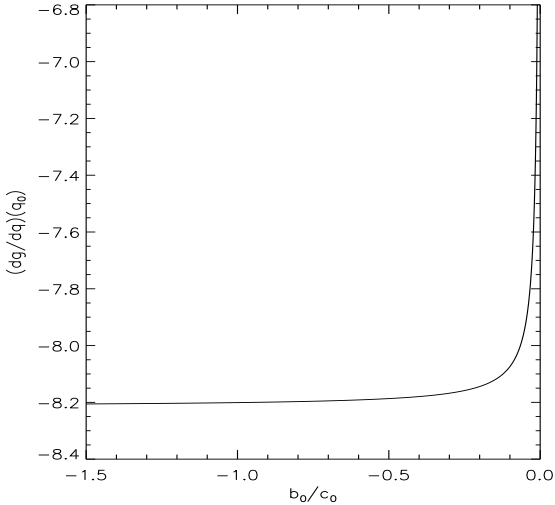


Fig. 2. The first derivative of the function g at the surface of the star (i.e., $r = R$) vs. b_0/c_0 for $\alpha = 0.12R^{-1}$.

Moreover, Cranmer & Saar (2007) and Shkolnik et al. (2009) build a statistical model for SPMI, based on the observations of the solar photospheric field along cycle 22 and its extrapolation to the corona by means of a potential field model, which predicts an intermittent interaction. The relative durations of the on and off phases depend on the phase of the solar cycle and are in general agreement with the few available observations reported in Sect. 2. Nevertheless, another interpretation is possible which does not require a global reversal of the magnetic field or a complex geometry of the coronal field, but only a change of the photospheric boundary conditions that induces a change of the global topology of the coronal field.

We shall explore the effect of a change of the boundary conditions on the force-free configuration adopted by Lanza (2008) to model SPMI in the case of HD 179949. It assumes $\alpha = -0.12R^{-1}$ and $b_0/c_0 = -1.1$. The mean of the meridional field component over the surface of the star $B_\theta^{(s)}$ in the r.h.s. of the second of Eqs. (4) fixes the value of $g'(q_0)$ from which we can derive the model parameter b_0/c_0 . A plot of $g'(q_0)$ vs. b_0/c_0 is given in Fig. 2 for $\alpha = -0.12R^{-1}$ and shows that there is a large interval of b_0/c_0 where the variation of $g'(q_0)$ is very small. In other words, a modest variation of the meridional field component produces a remarkable variation of b_0/c_0 . On the other hand, to change significantly the parameter α we need a remarkable change of the axisymmetric azimuthal field component over the surface of the star that can be achieved only on timescales comparable with the stellar activity cycle. Therefore, the dependence on the boundary conditions suggests to explore the modification of the field topology for a variable b_0/c_0 holding α fixed.

The plots of the radial function $g(q)$ and its first derivative $g'(q)$ vs. q are shown in Fig. 3 for several values of b_0/c_0 and $\alpha = -0.12R^{-1}$. For $(b_0/c_0) < -0.9745$, the function g is monotonously decreasing and all the field lines have both ends

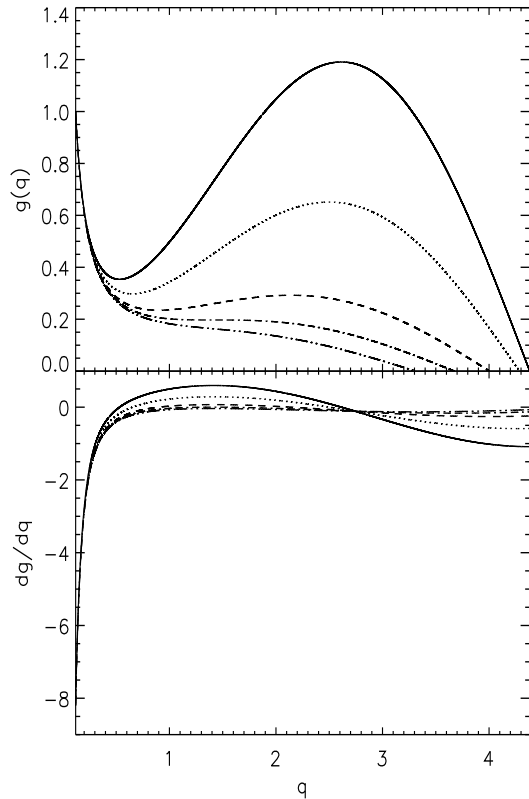


Fig. 3. *Upper panel:* The radial function g vs. q for $\alpha = -0.12R^{-1}$ and different values of b_0/c_0 as indicated by the different linestyles, i.e., solid: $b_0/c_0 = -0.107$; dotted: -0.2 ; dashed: -0.5 ; dash-dotted: -0.9745 (critical value for the formation of the azimuthal flux rope); dash-dot-dotted: -2.0 . *Lower panel:* The first derivative g' vs. q for $\alpha = 0.12R^{-1}$ and different values of b_0/c_0 , according to the same linestyle coding adopted in the upper panel.

anchored onto the photosphere. A sketch of the meridional section of the field lines is given in Fig. 1 of Lanza (2008) for $b_0/c_0 = -1.1$. On the other hand, for $(b_0/c_0) \geq -0.9745$, the derivative g' vanishes at two points within the interval $q_0 < q < q_L$, and the field develops an azimuthal rope of flux centred around the maximum of $g(q)$ and whose inner radius coincides with the minimum of $g(q)$. The dependences of the magnetic field energy E , outer radius r_L , and absolute value of the relative helicity $|H_R|$ on b_0/c_0 for $\alpha = -0.12R^{-1}$ are illustrated in Fig. 4. For $-2.0 \leq b_0/c_0 \leq -0.3$, the energy, outer radius, and absolute value of the relative helicity all increase very slowly with the parameter, thus we restrict the plot to the interval showing the steepest variations. The parameter corresponding to the Aly energy is $b_0/c_0 = -0.107$ and it is marked by a vertically dashed line. A meridional section of the field lines when the field has the Aly energy is plotted in Fig. 5 and shows how the azimuthal flux rope has extended to occupy most of the available volume, while the domain with field lines

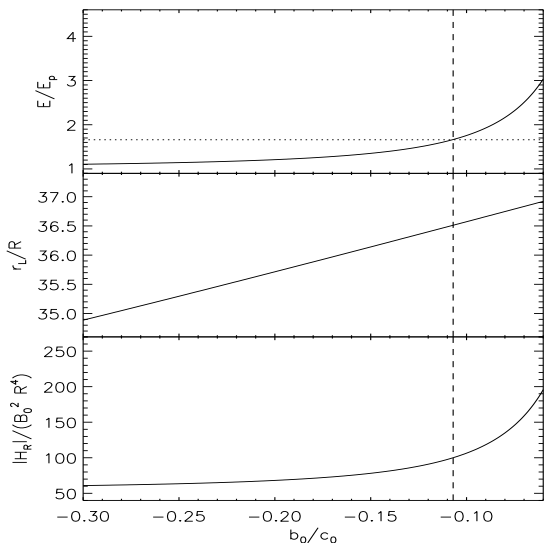


Fig. 4. *Upper panel:* The magnetic field energy as a fraction of the corresponding potential field energy vs. b_0/c_0 for $\alpha = -0.12R^{-1}$. The Aly energy limit is marked by the horizontal dotted line while the vertically dashed line marks the corresponding value of $b_0/c_0 = -0.107$ and has been reported into all the other plots. *Middle panel:* The outer radial limit of the field vs. b_0/c_0 for $\alpha = -0.12R^{-1}$. *Lower panel:* the absolute value of the relative magnetic helicity vs. b_0/c_0 for $\alpha = -0.12R^{-1}$.

connected to the surface of the star has been squeezed below a radial distance $\sim 5R$.

We have illustrated the dependences of g' , field energy and helicity on the parameter b_0/c_0 for the particular case of $\alpha = -0.12R^{-1}$, but their qualitative behaviours are the same also for different values of α . Specifically, we have explored numerically the dependence of E/E_p and $|H_R|$ in the rectangle $(0.01R^{-1} \leq |\alpha| \leq 0.6R^{-1}) \times (-1.5 \leq b_0/c_0 \leq -0.001)$ finding that they are always monotonously increasing functions of b_0/c_0 for any fixed value of α .

In Sect. 4.1.2, we have assumed that the helicity of the stellar corona is determined by a dynamical balance between the opposite contributions of the emerging magnetic fields and photospheric motions that build it up, and the orbital motion of the planet that triggers a continuous dissipation of helicity and magnetic energy in the corona. Therefore, the photospheric boundary conditions that fix the value of the helicity in our model can be regarded as a result of those processes that rule the helicity balance of the stellar corona.

To explain the transition between states with and without a chromospheric hot spots, we assume that the helicity of the coronal field and the corresponding boundary conditions can vary on a timescale shorter than the stellar activity cycle. Specifically, the flux of helicity into the corona and the meridional component of the surface field are expected to vary as a result of the fluctuations characterizing turbulent hydromagnetic dynamos (cf., e.g., Brandenburg & Subramanian 2005). As a consequence, b_0/c_0 varies, spanning a certain range of

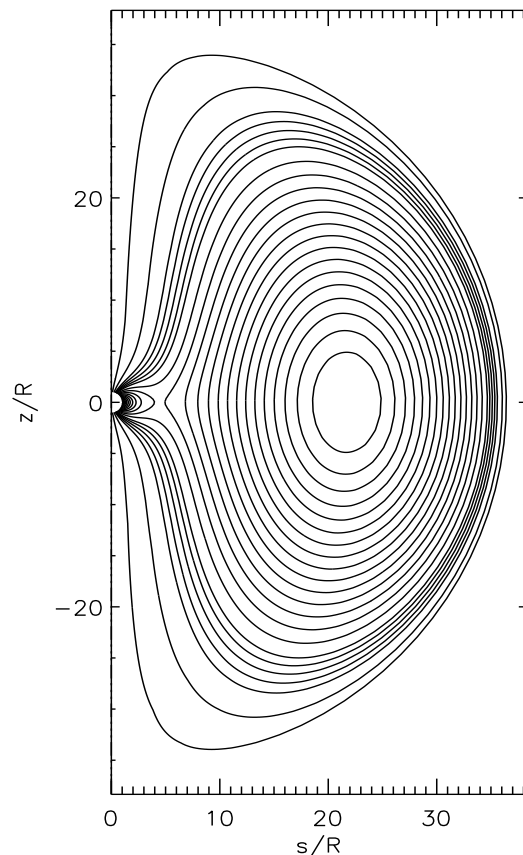


Fig. 5. Meridional section of the magnetic field lines for $\alpha = -0.12R^{-1}$ and $b_0/c_0 = -0.107$ which corresponds to the Aly energy limit. The distance from the rotation axis is indicated by $s = r \sin \theta$, while the distance from the equatorial plane is $z = r \cos \theta$, with R being the radius of the star.

values. If such a range is large enough, the value of the parameter can sometimes cross the threshold $b_0/c_0 = -0.9745$ for the transition to a flux rope topology, thus halting the SPMI mechanism described in Sect. 4.1.2. Conversely, when the parameter crosses the threshold in the reverse direction, SPMI is resumed. The relative durations of such on and off phases depend on the statistical distribution of the fluctuations of the meridional component of the surface field which is presently unknown. However, an on/off transition can take place on a time scale as short as $10^5 - 10^6$ s assuming the helicity fluxes and dissipation rates estimated in Sect. 4.1.2.

The phase lag $\Delta\phi$ between the planet and the chromospheric hot spot depends on b_0/c_0 for a fixed α (see Lanza 2008, for the method to compute $\Delta\phi$). We plot such a dependence in Fig. 6. When the field has no flux rope, i.e., $b_0/c_0 < -0.97$, $\Delta\phi$ depends only slightly on b_0/c_0 varying only by $\pm 20^\circ$ around the mean observed value of $\sim 70^\circ$, even for values of b_0/c_0 as small as -3.0 , i.e., well beyond the range considered to model the observations of HD 179949. The variation of $\Delta\phi$ becomes steep only when the field is very close to develop a flux rope. The inner radius of the flux rope reaches the distance of the planet ($r/R = 7.72$) when $b_0/c_0 = -0.908$.

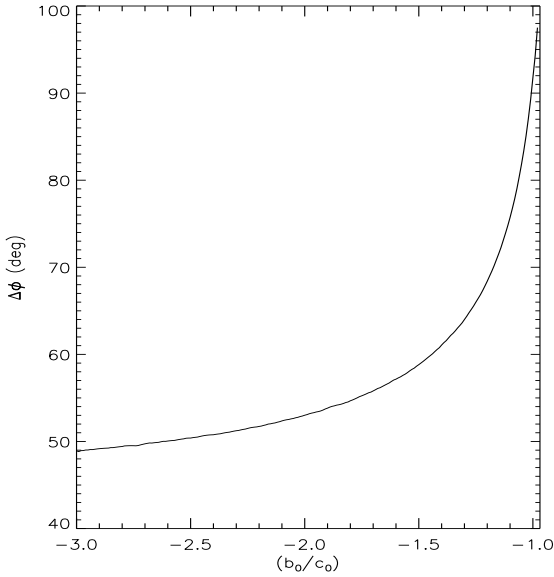


Fig. 6. The phase lag between the planet and the synchronous chromospheric hot spot vs. b_0/c_0 for $\alpha = 0.12R^{-1}$.

We assume that the transition from, say, $b_0/c_0 = -1.1$ to -0.9 occurs on a time scale so short that it has no observable consequences on $\Delta\phi$ given the limited duty cycles of present ground-based observations.

By increasing b_0/c_0 , the energy of the field grows up to the Aly limit where an instability opening the field lines may possibly be triggered. The magnetic field intensity vs. the distance from the star is plotted in Fig. 7 for a model with $\alpha = -0.12R^{-1}$ and the Aly energy. Following a rapid initial decrease, closely similar to that of a potential field, the field stays almost constant for $5 \leq (r/R) \leq 14$, and then decreases slowly far away from the star. This is due to the slow decrease of the field intensity with radial distance inside the flux rope. A first consequence is a remarkable increase of the power dissipated at the boundary of the planetary magnetosphere, as given by Eq. (8). In the case of HD 179949, the field intensity at $a = 7.72R$ is ~ 3 times greater than in the absence of the rope (cf. Fig. 1), leading to an increase of P_d by a factor of ~ 4 . Nevertheless, the released energy cannot reach the chromosphere and no hot spot is formed in the present case. If a balance is eventually reached between the helicity flux from the photosphere and the dissipation in the corona, the flux rope configuration may become stationary. Its end may occur either by an increase of the energy above the Aly limit which may open up the field lines, or by a sudden decrease of the helicity flux which will change the topology of the field into one with all field lines connected to the stellar surface, thus resuming a chromospheric hot spot.

The explanation suggested above for the intermittent behaviour of SPMI can be tested by measuring the direction of $B_\theta^{(s)}$, i.e., the meridional field component at the stellar surface, which is possible by means of spectropolarimetric techniques (cf. Moutou et al. 2007; Donati et al. 2008) if the star rotates fast enough ($v \sin i \geq 12 - 15 \text{ km s}^{-1}$). If the on/off SPMI transition is not associated with a reversal of $B_\theta^{(s)}$, the present ex-

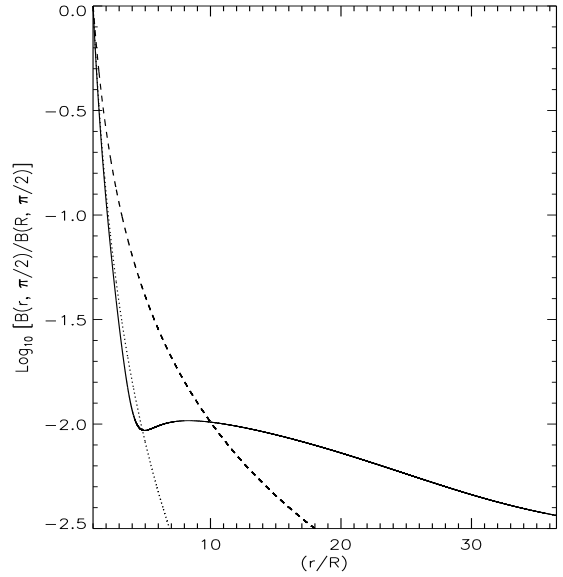


Fig. 7. The modulus of the magnetic field on the equatorial plane of the star normalized to its value at the surface vs. the radial distance from the star for $b_0/c_0 = -0.107$ and $\alpha = -0.12R^{-1}$ (solid line). For comparison, we plot also the case of a potential field (dotted line) and of a field decreasing as r^{-2} (dashed line).

planation gains support. In principle, by measuring the surface components of the field and the angle $\Delta\phi$ with sufficient accuracy, it is possible to estimate b_0/c_0 , thus constraining the model parameters during the SPMI on phases. Specifically, we can use the first and the third of Eqs. (4) to find B_0 and α , and then fix the range of b_0/c_0 that reproduces the observed $\Delta\phi$ (cf., e.g., Fig. 6). The second of Eqs. (4) can be used as an independent check of the accuracy of the linear force-free assumption because the resulting value of $g'(q_0)$ should be close to -8 if our model is indeed applicable.

4.3. Azimuthal flux rope and planetary evaporation

An interesting property of the flux rope topology is the possibility of storing matter in the stellar corona. The evaporation of hot Jupiters under the action of the ionizing radiation of their host stars originates a flow of cool plasma at a temperature of $\sim 10^4 \text{ K}$ that escapes from the planetary atmospheres into the stellar coronae (cf., e.g., Ehrenreich et al. 2008; Murray-Clay et al. 2009). The flux rope geometry keeps the evaporating plasma confined into a torus in the equatorial plane of the star, thus making its detection easier in the case of transiting hot Jupiters (Vidal-Madjar et al. 2003).

Considering a moderately active star and assuming a lifetime of ~ 300 days for the flux rope configuration according to the duration of the off phases of chromospheric interaction, the evaporated mass is of the order of $5 \times 10^{14} \text{ kg}$ (cf., e.g., Murray-Clay et al. 2009). Such a material may eventually condense in the form of prominence-like structures around the minimum of the gravitational potential inside the flux rope, that

is in the equatorial plane of the star, possibly closer to the star than the hot Jupiter (cf. Fig. 5). It is unlikely that all the evaporated matter collects into a single condensation. The thermal instability of the plasma is expected to lead to many condensations with typical lengthscales of $10^8 - 10^9$ m, comparable in order of magnitude to those observed in, e.g., solar prominences (Field 1965). Moreover, a high degree of inhomogeneity is expected inside each condensation, in analogy with the filamentary structure of solar prominences, because the pressure scale height at a temperature of $\sim 10^4$ K is only of the order of $10^5 - 10^6$ m.

Assuming a mass of $1M_\odot$ for the star and a radius $R = 1R_\odot$, the gravitational potential energy of the whole prominence material is $\sim 2 \times 10^{25}$ J, for a mean radial distance of $7R$. It is only 1 percent of the magnetic energy of the coronal field, therefore it is not expected to perturb appreciably the field geometry.

On the other hand, in the case of a very active star, i.e., having an X-ray luminosity 2 – 3 orders of magnitude greater than the Sun (cf., e.g., Penz et al. 2008), the planet evaporation rate may increase by a factor of ~ 100 , leading to a potential energy of the whole prominence material of the order of $10^{27} - 10^{28}$ J. This can significantly perturb the field, whose configuration can no longer be assumed force-free. A non-force-free model may be applicable, such as that of Neukirch (1995), discussed by Lanza (2008). It gives rise to the same field topologies of the present force-free model because it is obtained from a linear force-free model by means of a linear transformation of the independent variable q of the radial function $g(q)$ (cf. Lanza 2008). A large amount of prominence material may help to stabilize the flux rope configuration, because lifting up the prominences to open or change the geometry of the magnetic field lines requires a comparable additional amount of energy. This may imply that the flux rope topology is the most stable in the case of very active stars, leading to a lower probability of observing a chromospheric hot spot synchronized with the planet.

Prominence-like structures have indeed been detected around some young and highly active dwarf stars, through the absorption transients migrating across their H α , Ca II H & K and Mg II h & k emission line profiles (e.g., Collier Cameron & Robinson 1989). Typical masses are in the range $(2 - 6) \times 10^{14}$ kg for the young (≈ 50 Myr), single K0 dwarf AB Dor (Collier Cameron et al. 1990). We expect a remarkable increase of the number of such phenomena in highly active stars hosting evaporating hot Jupiters. Assuming a lifetime of ~ 300 days for the flux rope configuration, a total evaporated mass of 2×10^{16} kg can lead to the formation of ~ 100 prominence-like structures akin those observed in AB Dor.

The most favourable geometrical conditions for their detection are found in transiting systems where the prominences are expected to transit across the disc of the host star. The radial distance of a condensation inside a flux rope is of several stellar radii, in contrast to a minimum distance of a few stellar radii observed in the case of the prominences formed by evaporation from the chromosphere of the star (Collier Cameron & Robinson 1989). This implies that the transit times of the absorption features across the line profiles are shorter by a factor of 2 – 5 in the case of flux rope condensations. On the other hand, the expected relative de-

crease of the intensity along the H α line profile is between 5 and 20 percent, with typical equivalent widths of the absorption features between 50 and 500 mÅ, as reported by Collier Cameron & Robinson (1989) for AB Dor, whose coronal parameters can be considered fairly typical of those of very active stars.

Finally, note that a prominence does not form at the distance of the planet when the field topology does not contain a flux rope because in that case all the evaporated matter will fall onto the star, except when the star rotates so fast that the centrifugal force reverses the effective gravity at the top of the loops interconnecting the planet with the star.

4.4. Consequences for X-ray emissions

In our model, all the magnetic field lines are closed, so the corona consists of closed loops. However, if we adopt a more realistic model, such as the non-linear force-free model of Flyer et al. (2004), it is possible to have open field lines which may account for the configuration observed in solar coronal holes. Also in those non-linear models we can have a coronal field with a large azimuthal flux rope which affects the topology of the coronal field lines close to the star. From a qualitative point of view, we can refer to Fig. 5 showing that all the magnetic structures at low and intermediate latitudes must have a closed configuration with a top height lower than $\sim 4 - 5 R$ because they must lie below the flux rope. This implies that open field configurations, akin solar coronal holes, are not allowed at low latitudes when a sizeable flux rope has developed in the outer corona. Since closed magnetic configurations are characterized by X-ray fluxes up to $\sim 10 - 100$ times greater than coronal holes, an azimuthal flux rope configuration is expected to be associated with a greater X-ray luminosity of the star than in the case when all magnetic field lines are connected to the photosphere. Of course, this is independent of the presence of a planet.

When a star is accompanied by a close-in planet, it may increase the dissipation of magnetic helicity and energy, as conjectured in Sect. 4.1.2. According to Kashyap et al. (2008), stars with a distant planet have an average X-ray luminosity $L_X \sim 7 \times 10^{20}$ W, while stars with a hot Jupiter have $L_X \sim 5.5 \times 10^{21}$ W. Considering the model introduced in Sect. 4.1.2, the dissipated power is proportional to B_0^2 , where B_0 is the photospheric magnetic field (see Sect. 3). This holds true both for a field topology with all field lines connected to the photosphere and with an azimuthal flux rope. We find that for both field topologies an average photospheric field $B_0 \sim 30$ G is sufficient to account for the enhancement of X-ray luminosity in stars with hot Jupiters. Since our model underestimates the free energy available in real non-linear force-free fields, such a value of B_0 should be regarded as an upper limit, thus our estimate agrees well with the available observations (e.g., Moutou et al. 2007).

4.5. Consequences for radio emission

The frequency of radio emission from exoplanets depends on the planetary magnetic fields (Zarka 2007). According to the scaling laws adopted by Grießmeier et al. (2004), the magnetic moments of hot Jupiters are expected to be one order of magnitude smaller than that of Jupiter owing to tidal synchronization between their rotation and orbital motion. Adopting a surface field of 10 percent of Jupiter, i.e., 1.4 G, the cyclotron maser emission should peak at ~ 4 MHz, which is impossible to detect because it falls below the plasma frequency cutoff (Jardine & Collier Cameron 2008). The situation is much more favourable if the magnetic fields of hot Jupiters are indeed as strong as predicted by the models of Christensen et al. (2009) in which the planetary dynamo is powered by the internal convective motions and the field intensity is practically independent of the rotation rate of the planet. Assuming a field intensity at the surface of 25 G, the cyclotron maser emission peaks at frequencies around 70 MHz.

In addition to the emission from the poles of the planet, we expect radio emission from the stellar corona. When the field lines are connected to the stellar surface, electrons accelerated at the reconnection sites travel down to the star producing emissions up to the GHz range from localized regions above photospheric spots with fields of $10^2 - 10^3$ G. However, this is not possible when the field has a topology with an azimuthal flux rope. In this case the coronal field intensity is of the order of 10^{-2} G and the emission peaks at very low frequencies, comparable to or below the plasma frequency, i.e., it is self-absorbed before escaping from the emitting region. In this case, we expect detectable radio emission only from the poles of the planet, i.e., from a highly localized region. The beaming of cyclotron-maser emission may additionally decrease the power toward the observer thus explaining the lack of detection at frequencies of 50 – 100 MHz.

In conclusion, we expect that the best chances of detecting radio emission from exoplanets with the current instrumentation can be achieved when observing systems with a chromospheric hot spot synchronized with the planet. In this case, a fraction of the electrons accelerated at the reconnection sites inside the long loop connecting the star with the planet may be driven to the polar regions of the planet and to the stellar surface increasing the irradiated power. In this case, the emission is expected to be strongly modulated with the orbital period of the planet.

5. Discussion

We have presented a model for the coronal magnetic field of late-type stars that allows us to investigate the magnetic interaction between a star and a close-in exoplanet. The same model was used by Lanza (2008) to explain the observed phase lags between chromospheric hot spots attributed to SPMI and the planets. Now, we have discussed the energy budget of SPMI and its intermittency on the base of that model. We suggest that the coronal field evolution in a star hosting a hot Jupiter is ruled by a dynamical balance between the helicity coming up into the corona from the photosphere and that dissipated by the recon-

nection events triggered by the orbital motion of the planet. At any given time, most of the energy is dissipated in the loop connecting the planet with the stellar surface and in its neighbour magnetic structures rather than at the boundary of the planetary magnetosphere.

This scenario is quite different from that characteristic of stars with distant planets, like our Sun. In that case the accumulation of magnetic helicity and energy in the corona leads to an instability of closed field structures that erupt as coronal mass ejections (CMEs) eliminating the excess of helicity (Zhang & Low 2005; Zhang et al. 2006). In the present model, in addition to the CME mechanism, the interaction between the coronal field and the planetary magnetosphere takes part in the helicity dissipation process. In principle, one expects that a large flare that extends over most of the stellar corona may sometimes occur thanks to the capability of the planet to trigger a large-scale helicity dissipation process. If most of the coronal helicity is dissipated during such an event, the maximum available energy can approach the difference between the Aly limit and the energy of the potential field with the same radial component at the photosphere, i.e., $\Delta E_{\max} = 0.66E_p$. For the case of HD 179949 with an assumed photospheric field of $B_0 = 10$ G, we have $\Delta E_{\max} = 1.1 \times 10^{27}$ J. Assuming a photospheric mean field $B_0 = 40$ G and $R = 0.75 R_\odot$, as suggested by the observations of the K dwarf HD 189733 by Moutou et al. (2007), we get $\Delta E_{\max} = 5.2 \times 10^{27}$ J. Such large energies may explain the superflares observed in some dwarf stars, giving support to a conjecture by Rubenstein & Schaefer (2000).

Processes like CMEs, i.e., capable of reducing the helicity of the stellar field, are required for the operation of a stellar hydromagnetic dynamo (Blackman & Brandenburg 2003; Brandenburg & Subramanian 2005). Therefore, a hot Jupiter may help the star to get rid of the helicity generated by its dynamo in the convection zone, increasing dynamo efficiency and the overall level of magnetic activity. This may ultimately explain the greater X-ray luminosity of stars with hot Jupiters. Moreover, shorter activity cycles may be expected (cf., e.g., § 11.2.1 of Brandenburg & Subramanian 2005), which might account for the 2-year magnetic cycle suggested by the latest observations of τ Boo (Fares et al. 2009).

The modulation of the helicity loss with the orbital period of the planet might account for the photospheric cool spots that appear to rotate synchronously with the planet, as conjectured by Lanza (2008). These spots are related to the emergence of magnetic flux from the convection zone that may contribute to the formation of hot spots in the chromosphere and in the corona by reconnecting with pre-existing fields, thus contributing to the energy budget of SPMI.

Our model predicts a field intensity that decreases slower than that of a potential field far away from the star. In the case of the flux rope topology, the field decreases even slower than r^{-2} in the outer part of the closed corona. This may enhance the dynamical coupling between the star and the planet, as suggested by some preliminary computations of the angular momentum exchange between CoRoT-4a and its hot Jupiter having an orbital semimajor axis $a \sim 17.4R$, where R is the stellar radius. They indicate that the rotation of the outer convection zone of the star may have been synchronized with the orbital motion of

the planet if the surface field $B_0 \geq 10$ G and the age of the system is ≥ 0.5 Gyr. These results may explain the tight synchronization observed in the CoRoT-4 system which is impossible to understand with tidal models given the large distance of the hot Jupiter and its low mass ($\sim 0.7 M_J$, Lanza et al. 2009b).

A limitation of the present approach is the use of a linear force-free model for the stellar coronal field. This mainly affects our energy estimates, while the main topological features of our linear model are shared by non-linear models (cf., e.g., Flyer et al. 2004; Zhang et al. 2006). The latter can be useful to treat the contribution of the outer coronal fields because they can provide us with field configurations that extend to the infinity with a finite magnetic energy. However, given the much greater mathematical complexity of non-linear force-free models, the present treatment is preferable for a first description of the most relevant physical effects.

Non-linear models can be useful also to investigate the stability of coronal magnetohydrostatic configurations. In the framework of the adopted model, stability is warranted by Woltjer theorem because a linear force-free configuration is the minimum-energy state for given total helicity and boundary conditions (Berger 1985). However, a real coronal field that is in a non-linear force-free state may become unstable before reaching the Aly energy limit by, e.g., kink modes, when it develops an azimuthal flux rope.

6. Conclusions

We have further investigated the model proposed by Lanza (2008) to interpret the observations of star-planet magnetic interaction. A linear force-free model of the stellar coronal field has been applied to address the energy budget of the interaction and to understand its intermittency. We propose that the magnetic helicity budget plays a fundamental role in the interaction. An hot Jupiter contributes to this budget by increasing the helicity dissipation that triggers an additional magnetic energy release in the stellar corona.

The transition between phases with and without a chromospheric hot spot rotating synchronously with the planet is interpreted as a consequence of a topological change of the coronal field induced by an accumulation of helicity. Its timescale depends on the mechanisms ruling the helicity fluctuations in the stellar hydromagnetic dynamo and the helicity budget of the stellar corona which are presently poorly known. However, a timescale as short as $10^5 - 10^6$ s could in principle be possible (cf. Sect. 4.2).

The model can be tested in the case of sufficiently rapidly rotating stars, such as τ Boo or HD 189733, by combining spectropolarimetric measurements of the stellar photospheric fields with Ca II K line observations to determine the phase lag between a planet-induced hot spot and the planet. Such simultaneous measurements can in principle constrain the topology of the field by allowing us to estimate the parameters of the force-free field model as detailed at the end of Sect. 4.2.

The present model also bears interesting consequences for the coronal emissions of stars hosting hot Jupiters. It may explain why stars with a close-in giant planet have, on the average, a higher X-ray luminosity than stars with a distant planet.

Moreover, it suggests that the best chances to detect radio emission from hot Jupiters or their host stars are found in systems showing a chromospheric hot spot rotating synchronously with the planet.

We have also investigated the consequences of the different field topologies for the confinement and the storage of the matter evaporated from a planetary atmosphere under the action of the radiation from the host star. When the field has an azimuthal rope of flux encircling the star, the evaporated matter can neither escape nor fall onto the star and is expected to condense in the outer corona forming several prominence-like structures. It can in principle be detected in the case of rapidly rotating and highly active stars through the observations of transient absorption features moving across the profile of their chromospheric emission lines.

Simultaneous optical, X-ray and radio observations can prove the association between a chromospheric hot spot induced by a hot Jupiter and the X-ray and radio emission enhancements expected on the basis of our model because the energy is mainly released in the corona of the star and then conveyed along magnetic field lines to heat the lower chromospheric layers. Most of the coronal energy should be released within one stellar radius, where the magnetic field is stronger. Therefore, no large phase lags are expected between the chromospheric enhancement and the X-ray and radio enhancements varying in phase with the orbital motion of the planet. On the other hand, when there is no signature of SMPI in the chromosphere, we expect that also the modulation of the X-ray flux with the orbital motion of the planet is significantly reduced. No detectable radio emission is expected in this case, except when the planet has a polar field of at least 20 – 30 G. Finally, we expect to observe the signatures of several prominence-like condensations in the coronae of rapidly rotating ($v \sin i \geq 40 - 50 \text{ km s}^{-1}$), highly active stars ($L_X \sim 10^{22} - 10^{23} \text{ W}$) hosting transiting hot Jupiters, if our assumption that coronal flux ropes have a typical lifetime of 200 – 300 days is true.

Acknowledgements. The author wishes to thank an anonymous Referee for a careful reading of the manuscript and valuable comments. AFL is grateful to Drs. P. Barge, S. Dieters, C. Moutou and I. Pagano for drawing his attention to the interesting problem of star-planet magnetic interaction and for interesting discussions. This work has been partially supported by the Italian Space Agency (ASI) under contract ASI/INAF I/015/07/0, work package 3170. Active star research and exoplanetary studies at INAF-Catania Astrophysical Observatory and the Department of Physics and Astronomy of Catania University is funded by MIUR (*Ministero dell'Istruzione, Università e Ricerca*), and by *Regione Siciliana*, whose financial support is gratefully acknowledged. This research has made use of the ADS-CDS databases, operated at the CDS, Strasbourg, France.

References

- Blackman, E. G., Brandenburg, A. 2003, *ApJ*, 584, L99
- Brandenburg, A., Subramanian, K. 2005, *Physics Reports*, 417, 1
- Berger, M. A., 1985, *ApJS*, 59, 433

- Collier Cameron, A., Duncan, D. K., Ehrenfreund, P., Foing, B. H., Kuntz, K. D., Penston, M. V., Robinson, R. D., Soderblom, D. R. 1990, *MNRAS*, 247, 415
- Collier Cameron, A., Robinson R. D. 1989, *MNRAS*, 236, 57
- Catala, C., Donati, J.-F., Shkolnik, E., Bohlender, D., Alecian, E. 2007, *MNRAS*, 374, L42
- Chandrasekhar, S. 1956, *Proc. Natl. Acad. Sci. USA*, 42, 1
- Chandrasekhar, S. 1961, *Hydrodynamic and Hydromagnetic Stability*, Oxford Univ. Press, London
- Chandrasekhar, S., Kendall, P. C. 1957, *ApJ*, 126, 457
- Christensen, U. R., Holzwarth, V., Reiners, A. 2009, *Nat*, 457, 167
- Cranmer, S. R., Saar, S. H., 2007, *astro-ph/0702530v1*
- Cuntz, M., Saar, S. H., Musielak, Z. E., 2000, *ApJ*, 533, L151
- Donati, J.-F., Moutou, C., Farés, R., Bohlender, D., Catala, C., et al. 2008, *MNRAS*, 385, 1179
- Ehrenreich, D., Lecavelier des Etangs, A., Hébrard, G. et al. 2008, *A&A*, 483, 933
- Fares, R., Donati, J.-F., Moutou, C., Bohlender, D., Catala, C., et al. 2009, *MNRAS*, submitted
- Field, G. B. 1965, *ApJ*, 142, 531
- Flyer, N., Fornberg, B., Thomas, S., Low, B. C. 2004, *ApJ*, 606, 1210
- George, S. J., Stevens, I. R. 2007, *MNRAS*, 382, 455
- Grießmeier, J.-M., Stadelmann, A., Penz, T., Lammer, H., Selsis, F., Ribas, I., et al. 2004, *A&A*, 425, 753
- Heyvaerts, J., Priest, E. R. 1984, *A&A*, 137, 63
- Henry, G. W., Donahue, R. A., Baliunas, S. L., 2002, *ApJ*, 577, L111
- Ip, W.-H., Kopp, A., Hu, J.-H. 2004, *ApJ*, 602, L53
- Jardine, M., Collier Cameron A. 2008, *A&A*, 490, 843
- Kashyap, V. L., Drake J. J., Saar S. H. 2008, *ApJ*, 687, 1339
- Laine, R. O., Lin, D. N. C., Dong, S. 2008, *ApJ*, 685, 521
- Lanza, A. F. 2008, *A&A*, 487, 1163
- Lanza, A. F., Pagano, I., Leto, G., Messina, S., Aigrain, S., Alonso, R., Auvergne, M., Baglin, A., et al. 2009a, *A&A*, 493, 193
- Lanza, A. F., Aigrain, S., Messina, S., Leto, G., Pagano, I., Auvergne, M., Baglin, A., Barge, P., et al. 2009b, *A&A*, in press (arXiv: 0901.4618)
- Lazio, T. J. W., Farrell, W. M. 2007, *ApJ*, 668, 1182
- Lecavelier des Etangs, A., Vidal-Madjar, A., McConnell, J. C., Hébrard, G. 2004, *A&A*, 418, L1
- McIvor, T., Jardine, M., Holzwarth, V. 2006, *MNRAS*, 367, L1
- Moutou, C., Donati, J.-F., Savalle, R., Hussain, G., Alecian, E., Bouchy, F., Catala, C., Collier Cameron, A., Udry, S., Vidal-Madjar, A. 2007, *A&A*, 473, 651
- Murray-Clay, R. A., Chiang, E. I., Murray, N. 2009, *ApJ*, 693, 23
- Neukirch, T., 1995, *A&A*, 301, 628
- Pagano, I., Lanza, A. F., Leto, G., Messina, S., Barge, P., Baglin, A. 2009, *Earth, Moon and Planets*, in press [arXiv: 0905.3633]
- Penz, T., Micela, G., Lammer, H. 2008, *A&A*, 477, 309
- Preusse, S., Kopp, A., Büchner, J., Motschmann, U., 2005, *A&A*, 434, 1191
- Preusse, S., Kopp, A., Büchner, J., Motschmann, U., 2006, *A&A*, 460, 317
- Priest, E. R. 1982, *Solar magnetohydrodynamics*, D. Reidel Publ. Co., Dordrecht
- Priest, E. R. 2003, *Adv. Space Res.*, 32, 1021
- Régnier, S., Priest, E. R. 2007, *ApJ*, 669, L53
- Rubenstein, E. P., Schaefer, B. E. 2000, *ApJ*, 529, 1031
- Santos, N. C., Udry, S., Mayor, M., Naef, D., Pepe, F., Queloz, D., Burki, G., Cramer, N., Nicolet, B., 2003, *A&A*, 406, 373
- Saar, S. H., Cuntz, M., Kashyap, V. L., Hall, J. C. 2007, in *IAU Symp. 249, Exoplanets: Detection, Formation and Dynamics*, Y.-S. Sun, S. Ferraz-Mello, and J.-L. Zhou, Eds., Cambridge Univ. Press, Cambridge; p. 79
- Shkolnik, E., Walker, G. A. H., Bohlender, D. A. 2003, *ApJ*, 597, 1092
- Shkolnik, E., Walker, G. A. H., Bohlender, D. A., Gu, P.-G., Kürster M. 2005, *ApJ*, 622, 1075
- Shkolnik, E., Bohlender, D. A., Walker, G. A. H., Collier Cameron A. 2008, *ApJ*, 676, 628
- Shkolnik, E., Aigrain, S., Cranmer, S., Fares, R., Fridlund, M., et al. 2009, *Proceedings of the 15th Cambridge Workshop on Cool Stars, Stellar Systems and the Sun; AIP Conf. Proc.*, Vol. 1094, pp. 275 [arXiv:0809.4482v1]
- Smith, A. M. S., Collier Cameron, A., Greaves, J., Jardine, M., Langston, G., Backer, D. 2009, *MNRAS*, 395, 335
- Stevens, I. R. 2005, *MNRAS*, 356, 1053
- Vidal-Madjar, A., Lecavelier des Etangs, A., Désert, J.-M., Ballester, G. E., Ferlet, R., Hébrard, G., Mayor, M. 2003, *Nat*, 422, 143
- Walker, G. A. H., Croll, B., Matthews, J. M., Kuschnig R., Huber, D. et al. 2008, *A&A*, 482, 691
- Woltjer, L. 1958, *Proc. Nat. Sci.* 44, 489
- Zarka, P. 2007, *Planetary and Space Science*, 55, 598
- Zhang M., Low, B. C. 2005, *ARA&A*, 43, 103
- Zhang, M., Flyer N., Low B. C. 2006, *ApJ*, 644, 575

List of Objects

- '*v* Andromedae' on page 1
- 'HD 189733' on page 1
- ' τ Bootis' on page 1
- 'HD 179949' on page 2
- '*v* And' on page 2
- 'HD 179949' on page 2
- '*v* And' on page 2
- 'HD 179949' on page 2
- 'HD 189733' on page 2
- 'HD 73256' on page 2
- 'HD 189733' on page 2
- 'HD 179949' on page 2
- ' τ Bootis' on page 2
- ' τ Boo' on page 2
- 'CoRoT-4a' on page 2
- 'CoRoT-2a' on page 2
- 'HD 192263' on page 2
- ' ϵ Eridani' on page 2
- 'HD 128311' on page 2
- 'HD 189733' on page 2
- 'HD 179949' on page 4

' τ Boo' on page 5

'HD 179949' on page 5

'HD 179949' on page 9

'HD 189733' on page 11

' τ Boo' on page 12

'HD 189733' on page 12