

$\pi\pi$ scattering length measurements

S. Giudici (on behalf of NA48 coll.)
University of Pisa and INFN, Italy

The high statistics sample of $K^+ \rightarrow \pi^+\pi^0\pi^0$ and K_{e4} decays collected by NA48/2 experiment at the CERN/SPS, combined with good performances of the detector, allowed two independent precise measurements of the pion-pion scattering lengths. Principles of the measurement, methods and results will be reviewed.

I. INTRODUCTION

In the low energy regime $\pi\pi$ scattering cross section is dominated by the S-wave contribution and its effect. The action of scattering Matrix is just a rephasing of the two-pion state

$$S|\pi\pi\rangle = e^{2i\delta_I}|\pi\pi\rangle \quad I = 0, 2$$

where $I = 0, 2$ represents the only two allowed Isospin states because of Bose-statistics. The two phases may be expressed as $\delta_I = a_I k$ where k is the pion momentum in the center of mass frame and parameters a_0 and a_2 are called S-wave pion scattering lengths and are fundamental quantities of Chiral Perturbation Theory. Experimentally, one may access to the two parameters by studying the $\pi\pi$ final state rescattering effects which are related to a_0 and a_2 . In the following we discuss separately $K \rightarrow 3\pi$ and K_{e4} cases.

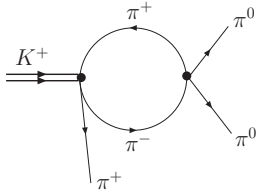


FIG. 1: 1 loop Feynmann Diagram for $K \rightarrow \pi^+\pi^0\pi^0$

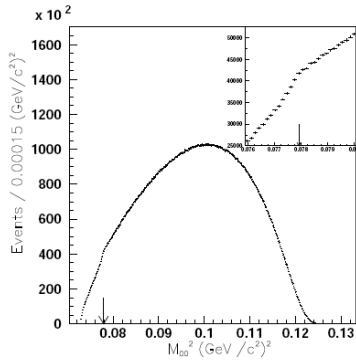


FIG. 2: Distribution of the two neutral pion invariant mass squared m_{00} and zoom of the Cusp.

II. $K \rightarrow 3\pi$

Let's consider the contribution of the 1 loop charge exchange Feynmann diagram, shown in Fig. 1, to the decay $K \rightarrow \pi^+\pi^0\pi^0$. If m_+ indicates the charged pion mass, one may expect a threshold effect when the two neutral pion invariant mass takes the value $m_{00} = 2m_+$ which corresponds to a square root like singularity in the amplitude. The interference of this particular diagram with the tree level process generates a discontinuity in the first derivative of the m_{00} spectrum. This singular behaviour of cross section near threshold is a well known phenomenon studied in the past by Wigner [1] and is commonly called "Wigner Cusp" or simply "Cusp" in the following. The cusp structure has been clearly seen by experiment NA48 with a sample of 60×10^6 fully reconstructed $K \rightarrow \pi^+\pi^0\pi^0$ events. The experimental distribution of m_{00} is shown in Fig. (2). A calculation of the effect has been published by N. Cabibbo and G. Isidori [2] [3] where the amplitude of the dominant charge-exchange diagram is parametrized in terms of pion scattering lengths as

$$\mathcal{M} \propto (a_0 - a_2) \sqrt{1 - \left(\frac{m_{00}}{2m_+}\right)^2}$$

Higher order terms involve different linear combinations of a_0 and a_2 . The cited theoretical models have been implemented by NA48 in a fitting procedure to the experimental data in order to extract the scattering lengths parameters. The analysis is discussed in reference [5]. The fitting region has been restricted to the range $0.074 \leq m_{00}^2 \leq 0.097(\text{GeV}/c^2)^2$ because the theoretical model adopted was developed as a Taylor expansion around the cusp threshold. A few bins around the cusp have been also excluded from the fitting to limit the effect of Coulomb corrections and Pionium formation (i.e. $\pi^+\pi^-$ electromagnetic bound state) [6]. The quality of the fit is good ($\chi^2 = 145.5/139$) and the values found are:

$$(a_0 - a_2)m_+ = 0.268 \pm 0.010(\text{stat})$$

$$\pm 0.004(\text{syst}) \pm 0.013(\text{ext})$$

$$a_2 m_+ = -0.041 \pm 0.022(\text{stat}) \pm 0.014(\text{syst})$$

The two statistical errors from the fit are strongly correlated with a correlation coefficient of -0.858 .

The external error quoted reflects the impact of uncertainties on branching ratios and form factors entering in the fitting procedure as well as an additional $\pm 5\%$ theoretical error estimated in reference [3] quoted as the uncertainty from neglecting higher-order terms and radiative corrections in the rescattering model.

A theoretical approach, alternative to Cabibbo-Isidori model, has been published in [4]. In the future, this new model will be tested also on the sample of $\sim 100 \times 10^6$ $K_L \rightarrow 3\pi^0$, collected by NA48 in the year 2000, where a similar cusp structure, though attenuated with respect to the charged Kaon case, has been seen. Data are being re-analyzed. KTEV has recently published a study on the $K_L \rightarrow 3\pi^0$ Dalitz plot [8] and the results found are in agreement with the NA48 measurements discussed here. Other experiments have tried to look for an equivalent cusp structure in $\eta \rightarrow 3\pi^0$ but the statistical power reached so far is not enough [7].

III. $K^\pm \rightarrow \pi^+\pi^-e^\pm\nu$

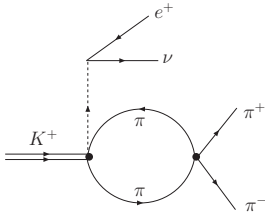


FIG. 3: Feynmann diagram for $Ke4$ decay with final state rescattering

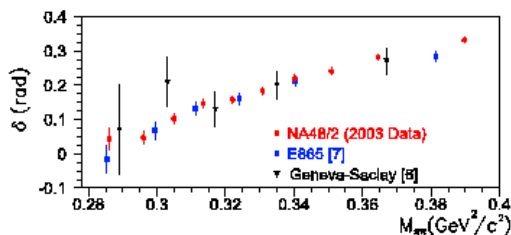


FIG. 4: Phase shift versus $m_{\pi\pi}$

The Feynmann diagram in Fig. 3 shows one of the possible rescattering process which may occur. The scattering lengths are enter in the coupling constant of the four pion vertex.

The matrix element for $Ke4$ process is given by

$$T = \frac{G_F}{\sqrt{2}} V_{us}^* \bar{u}(p_\nu) \gamma_\mu (1 - \gamma_5) v(p_e) (V^\mu - A^\mu)$$

where the hadronic part is described using two axial (F and G) and one vector (H) form factors [9]. After

expanding them into partial wave and into a Taylor series in $q^2 = m_{\pi\pi}^2/4m_\pm^2 - 1$, the following parametrization is used to determine form factors from the experimental data

$$\begin{aligned} F &= (f_s + f'_s q^2 + f''_s q^4) e^{i\delta_S} \\ G &= (g_p + g'_p q^2) e^{i\delta_P} + f_p \cos\theta_\pi e^{i\delta_P} \\ H &= h_p e^{i\delta_P} \end{aligned}$$

The phase difference between S and P wave $\delta = \delta_S - \delta_P$ changes as the two pion invariant mass $m_{\pi\pi}$ increases in a way involving the parameters a_0 and a_2 through a relation known as Roy equation [10]. A determination of the scattering lengths may be extracted from several measurement of the phase δ at different $m_{\pi\pi}$ values. A measurement of δ for a particular value of $m_{\pi\pi}$ can be done by measuring the Φ distribution asymmetry, where Φ is the angle between the plane containing pions and the one containing leptons. The sensitivity on δ is higher at high value of $m_{\pi\pi}$.

Experiment NA48 collected a sample of 6.7×10^5 fully reconstructed K_{e4} decays. Assuming the $\Delta S = \Delta Q$ rule, which is true in the weak sector of the Standard Model, one can estimate the background to the K_{e4} reconstruction procedure by measuring the fraction of event with “wrong sign lepton” or, equivalently, event with same charge pions. The background is known to within a precision of 0.1%. Experimental data are summarized in Fig. 4. Let’s remark that so far minimal theoretical inputs have been required and Fig. 4 is almost model independent. On the contrary, theoretical guidance is necessary when one tries to extract the scattering lengths from the phase shift. The Roy equation has been implemented in the fitting as well as a theoretical constraint between a_0 and a_2 known as universal band [11]. Additional isospin breaking effects have also been taken into account following indications given in [12]. The final results found from K_{e4} analysis [13] are consistent with the ones found from $K \rightarrow 3\pi$

$$\begin{aligned} a_0 m_+ &= 0.233 \pm 0.016(stat) \pm 0.007(syst) \\ a_2 m_+ &= -0.0471 \pm 0.011(stat) \pm 0.004(syst) \end{aligned}$$

IV. CONCLUSION

Large statistics sample of Kaon semi-leptonic and non-leptonic decays collected by NA48 experiment provided precise measurements of the pion S-wave scattering lengths. Results from the two different processes considered are consistent with each other and both agree with the result published by DIRAC collaboration [14] which uses a total different experimental approach not involving kaons.

Results are in excellent agreement with theoretical predictions [15], [16] and the level of experimental

uncertainties allows one to conclude that scattering lengths measurements are so far the most stringent test of the Chiral Theory. The importance of these tests can be easily understood considering the role played by chiral symmetry effective theory in the context of flavour physics.

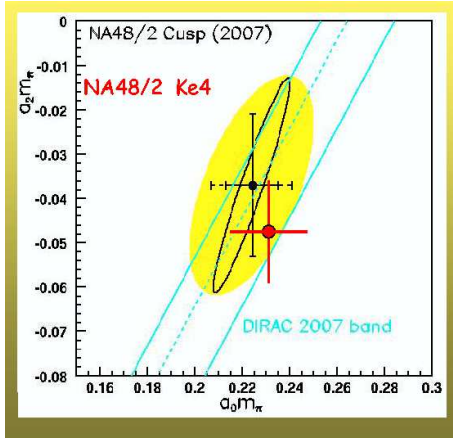


FIG. 5: Plane (a_0, a_2) , NA48 and DIRAC results comparison.

V. ACKNOWLEDGMENTS

We gratefully acknowledge the organizers of the “Heavy Quarks and Leptons” 2008 Australian edition and in particular Elisabetta Barberio for her wise comments about the significance of the measurements presented here.

-
- [1] E.P. Wigner, Phys. Rev. 73, 9 , 1002 (1948)
 - [2] N.Cabibbo, Phys. Rev. Lett. 93, 121801 (2004)
 - [3] N. Cabibbo and G. Isidori, JHEP 503, 21 (2005)
 - [4] M. Bissegger et al., Phys. Lett. B659:576-584, (2008)
 - [5] J.R. Batley et al., Phys. Lett. B633: 173-182, (2006)
 - [6] Z.K. Silagadze, JETP lett. 60, 689, (1994); hep-ph/941138
 - [7] M. Bashkanov et al. , Phys. Rev. C76:048201, (2007)
 - [8] E.Abouzaid et al., Phys. Rev. D78:032009, (2008)
 - [9] J. Bijnens et al. 2nd DA Φ NE Physics Handbook, 315 (1995)
 - [10] S. Roy. , Phys. Lett. B 36, 353, (1971)
 - [11] B. Ananthanarayan et al. , Phys. Rep. 353, 207, (2001)
 - [12] J. Gasser , hep-ph/0710.3048
 - [13] J.R.Batley, Eur. Phys. J. C54:411-413, (2008)
 - [14] B. Adeva et al., Phys. Lett. B 619, 50, (2005)
 - [15] G. Colangelo et al. , Phys. Lett. B488, 261 (2000)
G. Colangelo et al. , Nucl. Phys. B603, 125 (2001)
 - [16] J.R. Pelaez et al., Phys. rev. D71, 074016, (2005)