

Evaluation of the ^{52}Cr - ^{52}Cr interaction via spin-flip scatterings

Y. Z. He, Z. F. Chen, Z. B. Li, and C. G. Bao*

Department of Physics, and State Key Laboratory of Optoelectronic Materials and Technologies, Sun Yat-Sen University, Guangzhou, 510275, P.R. China

In order to evaluate g_0 , the interaction strength of a pair of ^{52}Cr atoms with total spin $S = 0$, a specially designed s-wave scattering of the pair has been studied theoretically. Both the incident atom and the target atom trapped by a harmonic potential are polarized previously but in reverse directions. Due to spin-flip, the outgoing atom may have spin component μ ranging from -3 to 3. The outgoing channels are classified by μ . The effect of g_0 on the scattering amplitudes of each of these μ -channels has been predicted.

PACS numbers: 03.75.Mn, 34.20.Cf, 34.10.+x

The chromium atoms ^{52}Cr are special due to having a larger spin $F = 3$ and a larger magnetic moment $6\mu_B$. Since the experimental realization of the chromium condensation [1], the interest in this field has been increasing. The ^{52}Cr condensate is a new kind of matter aggregation having the magnetic dipole-dipole interaction V_{dd} more than twenty times stronger than that of the alkalis family. A direct consequence of V_{dd} is the coupling of the spatial and spin degrees of freedom so that the conversion of spin angular momentum into orbital angular momentum can be realized. Thereby new physical phenomena (say, creation of vortex) might appear. In addition to V_{dd} , the atom-atom interaction depends strongly on the total spin S of the pair, and is in general written as $V_{12} = \delta(\mathbf{r}_1 - \mathbf{r}_2) \sum_S g_S P^S + V_{dd}$, where g_S is the strength and P^S is the projection operator of the S -spin-channel ($S = 0, 2, 4$ and 6). Up to now, g_2 , g_4 , and g_6 have been determined, but g_0 has not yet [2, 3, 4, 5]. However, many features of the condensate depend on this parameter (say, the phase-diagram of the ground state depends strongly on g_0 [4, 6, 7, 8]. The dependence is also explicit in spin-evolution [9]). Therefore, the determination of g_0 is important for a thorough and clear description of the condensates. This paper is one along this line.

The effect of g_0 can be exposed via two-body scatterings. We study the scattering of a very slowly incident ^{52}Cr atom by another ^{52}Cr atom trapped previously in a potential $U(r)$. The energy of collision is so low that the trapped atom is not able to be excited, and only the s-wave of the incoming one is involved. The scattering should be so designed that related observables are sensitive to g_0 . The following points are proposed to meet the goal.

(i) When M_S , the Z-component of the total spin S of the pair, is non-zero, g_0 plays no role. Therefore, the two-body system must be designed to have $M_S = 0$. We therefore assume that the spin-state χ_μ of the incident particle has $\mu = 3$, while that of the target particle in the

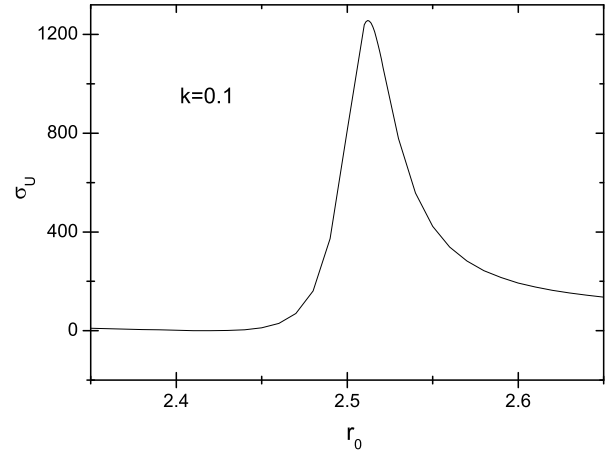


FIG. 1: The s -wave cross section σ_U of a particle scattered by a finite harmonic potential U_p . r_0 is the width of the potential, and $k = 0.1$ is assumed. The units of σ_U , r_0 , and k in this paper are λ^2 , λ , and λ^{-1} , respectively. $\lambda = \sqrt{\hbar/m\omega}$ (say, if $\omega = 300 \times 2\pi$, then $\lambda = 806\text{nm}$ for the ^{52}Cr atom).

trap has $\mu = -3$. This is different from the design of [2], where both particles have $\mu = -3$. With their design, they have successfully determined the values of g_2 , g_4 , and g_6 . However, g_0 can not be thereby determined.

(ii) In general, for a scattering by a potential $U(r)$, the cross-section depends on the parameters of the potential very sensitively. For an example, we study the case of a finite harmonic potential $U_p(r) = \frac{1}{2}m\omega^2(r^2 - r_0^2)$ if $r \leq r_0$, or $U_p(r) = 0$ if $r > r_0$. The parameter r_0 measures the width and depth of the potential. In what follows $\hbar\omega$ and $\lambda \equiv \sqrt{\hbar/m\omega}$ are used as units of energy and length, respectively. When a single ^{52}Cr atom with an incident kinetic energy $k^2/2$ is scattered by this potential, the s -wave cross-section σ_U against the parameter r_0 is shown in Fig.1, where $k = 0.1$. One can see, if r_0 is given in a narrow domain around 2.512, σ_U would be much larger. In the follows two kinds of potentials will be used, and their parameters will be selected in the narrow domains that lead to large σ_U .

*Electronic address: stsbcg@mail.sysu.edu.cn; The corresponding author

(iii) The dipole-dipole interaction is given by

$$V_{dd} = \frac{C_d}{r^3} (\mathbf{F}_1 \cdot \mathbf{F}_2 - 3 \frac{(\mathbf{F}_1 \cdot \mathbf{r})(\mathbf{F}_2 \cdot \mathbf{r})}{r^2}) \quad (1)$$

where \mathbf{F}_i is the operator of the spin of the i -th atom, and $\mathbf{r} = \mathbf{r}_2 - \mathbf{r}_1$. It can be proved that V_{dd} must cause an additional spatial relative rotation of the two particles in d-wave as shown in the appendix. However, if the total orbital angular momentum L can be kept zero (say, due to a constraint in energy), the effect of V_{dd} would be strictly suppressed, and therefore can be neglected. The neglect of V_{dd} would greatly facilitate the calculation shown below. This is different from the design of [2], where a magnetic field is applied. It is reminded that, if higher partial waves are introduced by V_{dd} , they are accompanied by large- S components due to the conservation of the total angular momentum. Among these components those with a large- M_S will lead to a decrease of energy due to the Zeeman effect. Therefore, the increase of rotation energy can be partially canceled by the additional Zeeman energy. Consequently, the magnetic field would help V_{dd} to cause a stronger mixing to include higher partial waves, and the effect of V_{dd} thereby becomes remarkable. This is the case of [2].

With the above consideration, for numerical calculations, two potentials are introduced. One is the finite harmonic well $U_p(r)$ with the parameter r_0 mentioned above, the other is the Gaussian potential $U_a(r) = -4e^{-(r/a)^2}$ with the parameter a . The propagation number of the incoming atom $k \leq 0.2$ so that the related kinetic energy $k^2/2$ is much smaller than the energy gap of the ground state, and the maximal effective classical angular momentum of the incident particle $\hbar kr_0$ is smaller than \hbar . With these choices the target atom can not be excited, and only the s-waves of both atoms are involved, and the total orbital angular momentum L remains to be zero as required.

When V_{dd} is dropped, S and M_S are good quantum numbers. Let the total wave function Ψ be a composition of different S -component,

$$\Psi = \sum_S C_S \Psi_S \equiv \sum_S C_S \frac{1}{r_1 r_2} \Phi_S(r_1, r_2) (12)_{S M_S} \quad (2)$$

where S is from 0 to 6 and $M_S = 0$ as designed. Each Ψ_S should satisfy the Schrödinger equation, while the coefficients C_S are determined by how the incoming channel would be. Since only s-waves are involved, the angular degrees of freedom are irrelevant. Thus the Schrödinger equation for Φ_S reads

$$\left[E + \frac{d^2}{2dr_1^2} + \frac{d^2}{2dr_2^2} - U(r_1) - U(r_2) - g_S \delta(\mathbf{r}_1 - \mathbf{r}_2) \right] \Phi_S(r_1, r_2) = 0 \quad (3)$$

Where the total energy $E = \varepsilon_g + k^2/2$, and ε_g is the ground state energy (negative) of the target particle. Incidentally, ε_g and the associated wave function ϕ_g are

easy to be obtained. In order to facilitate numerical calculation, the δ -function is replaced by $e^{-\beta r^2}/(\pi/\beta)^{3/2}$, where β is chosen to be a very large number to assure a very short range. We choose $\beta = 1/(0.06)^2$, and we found that the effect of the change of β in a reasonable domain is slight. When S is even, Φ_S must be symmetric with respect to the interchange of r_1 and r_2 , whereas when S is odd, it must be anti-symmetric.

For $k = 0.1$ and $U = U_p$, we know from Fig.1 that the optimal r_0 leading to the largest σ_U is 2.512. Accordingly, three cases with $r_0 = 2.5, 2.512, \text{ and } 2.53$ are chosen to see the effect of the variation of r_0 around its optimal value. We define a domain (0,5) for both r_1 and r_2 . Then, Eq.(3) is solved numerically in the domain. The crucial point is the embedment of boundary conditions. Obviously, we have $\Phi_S(0, r_2) = \Phi_S(r_1, 0) = 0$. Furthermore, it is reminded that, due to the constraint in energy, if one atom is far away, the other one would remain in the trap in the ground state (the outgoing of both atoms is not possible). Therefore, when r_2 is sufficiently large, $U(r_2) = 0$, $V_{12} = 0$, and $\Phi_S(r_1, r_2)$ would tend to $\phi_g(r_1)(b_S \cos(kr_2) + a_S \sin(kr_2))$, where the second factor is the common form of s-waves. Both b_S and a_S are real numbers, and the unitarity is thereby assured. When $r_2 = 5$, the second factor is just a constant denoted by h_S . Now we arrive at the second pair of boundary conditions, namely, $\Phi_S(r_1, 5) = \phi_g(r_1)h_S$ and $\Phi_S(5, r_2) = (-1)^S \phi_g(r_2)h_S$. Where, h_S can be arbitrary given because the eventual results do not depend on it as shown below. The factor $(-1)^S$ is needed to assure the correct permutation symmetry.

Now, the values of $\Phi_S(r_1, r_2)$ at all the borders are specified. Thus the problem is to solve an elliptic partial differential equation under the Dirichlet condition. Numerical solutions can therefore be obtained by using standard programs of difference equations. For $S = 2, 4, \text{ and } 6$, g_S have been known. Using $\hbar\omega$ and λ as units, $g_2 = -0.134 \times 10^{-3} \sqrt{\omega}$, $g_4 = 1.11 \times 10^{-3} \sqrt{\omega}$, and $g_6 = 2.14 \times 10^{-3} \sqrt{\omega}$. For $S = 0$, g_S will be given at a number of values from $-2g_6$ to $2g_6$. When S is odd, g_S is simply zero. Examples of Φ_S are given in Fig.2. One can see in Fig.2a that the two atoms can be very close to each other in the trap if S is even, but can not if S is odd as shown in 2b. Obviously, $\Phi_S(r_1, r_2)$ is symmetric (anti-symmetric) in 2a (2b) as expected.

Once Φ_S has been solved numerically, we can extract b_S and a_S from its asymptotic form. It is reminded that the incoming particle has $\mu = 3$, and the target particle has $\mu = -3$. To meet this requirement, we choose $C_S = C_{3,3}^{S,0} / (a_S - ib_S)$. With this choice, in the asymptotic region (say, r_1 is large while r_2 is small), the total wave function appears as

$$\Psi \rightarrow \frac{1}{r_1 r_2} \phi_g(r_2) \left[\sin(kr_1) \chi_3(1) \chi_{-3}(2) + \sum_{\mu} f_{\mu} \exp(ikr_1) \chi_{\mu}(1) \chi_{-\mu}(2) \right] \quad (4)$$

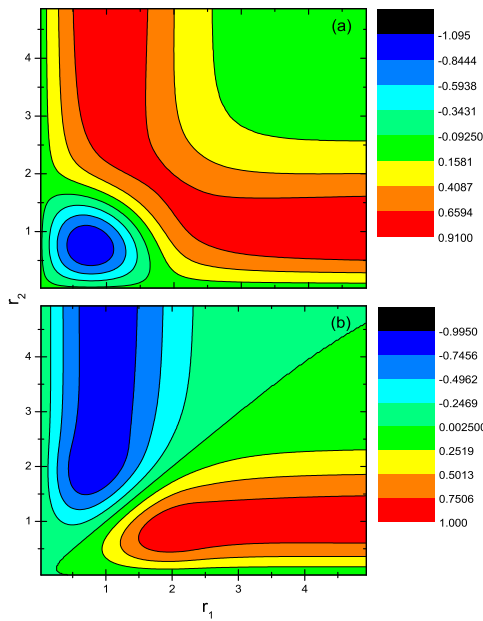


FIG. 2: Contour plots of $\Phi_S(r_1, r_2)$ with $S = 6$ (a) and $S = \text{odd}$ (b). The potential is $U_p(r)$ with $r_0 = 2.5$, and $k = 0.1$. $\omega = 300 \times 2\pi$ is assumed (the same in the following figures).

where

$$f_\mu = \sum_S C_{3,3,3,-3}^{S,0} \frac{b_S}{a_S - ib_S} C_{3\mu,3,-\mu}^{S,0}$$

where both even and odd S are included in the summation. f_μ is the s-wave scattering amplitude of the μ -channel (i.e., the outgoing particle has spin component μ , while the inner one has $-\mu$). The asymptotic form with a large r_2 is similar. From (4) we know that, in addition to the scattering by the potential, spin-flips might occur due to the spin-dependent interaction V_{12} . Incidentally, since C_S contains the factor $(a_S - ib_S)^{-1}$ and both a_S and b_S are proportional to h_S , Ψ depends not at all on the set of constants h_S chosen before.

We are interested in how the s-wave cross section of a μ -channel $\sigma_\mu \equiv 4\pi|f_\mu|^2/k^2$ is affected by g_0 . It was found that σ_3 (elastic channel without spin-flip) is much larger than other σ_μ . When the cross section of pure potential-scattering σ_U is considered as a unit, the ratio σ_3/σ_U against g_0 is plotted in Fig.3. Four points are noted:

(i) The magnitude of σ_3 is in general close to σ_U . In particular, if g_0 is close to g_2 , σ_3 would be very close to σ_U .

(ii) σ_3 depends sensitively on the potential parameter, because σ_U does. It implies that an appropriate choice of parameters is crucial.

(iii) When the potential is narrower than the one leading to the optimal σ_U , if g_0 is smaller than g_2 , a more negative g_0 would lead to a larger σ_3 , while a more positive g_0 lead to a smaller σ_3 (refer to the dash curves

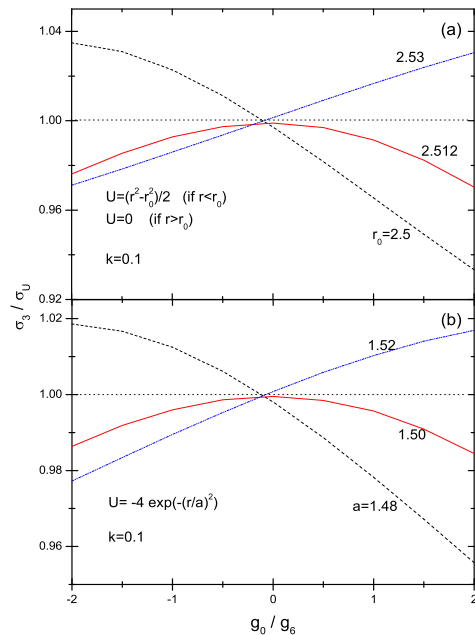


FIG. 3: (color online), σ_3/σ_U against g_0/g_6 with $k = 0.1$. Finite harmonic potential U_p and Gaussian potential U_a are used in a and b, respectively. In 3a, the parameter r_0 is given at 2.5, 2.512, and 2.53 marked by the curves. The corresponding σ_U are 814, 1257 (the optimal value), and 779, respectively. In 3b, the parameter a is given at 1.48, 1.50, and 1.52. The corresponding σ_U are 978, 1257 (the optimal value), and 1003, respectively.

of Fig.3). When the potential is broader, the effect of g_0 is in reverse (refer to the dash-dot-dot curves). However, when the parameter of the potential is optimized, a larger $|g_0 - g_2|$ would lead to a smaller σ_3 (refer to the bold curves).

(iv) The above qualitative feature does not depend on the details of the potential. This is explicit by comparing 3a and 3b, where distinct potentials are used. Thus, for selecting an appropriate potential, the crucial point is the understanding of the optimal parameter.

Incidentally, in all the cases of Fig.3 the ground state is deeply bound. For an example, when $U_p(r)$ has $r_0 = 2.5$, the ground state energy is -1.6294, while the first excited state is about 1 higher. Thus the gap is greatly larger than the bombarding energy $k^2/2 \leq 0.02$.

In Fig.4 σ_μ/σ_3 against g_0 is plotted. Three points are noted:

(i) The cross-sections of spin-flip channels σ_μ are remarkably smaller than that of the non-spin-flip channel.

(ii) It is reminded that the three Ψ_S with odd S are free from atom-atom interaction, therefore they have the same $b_S/(a_S - ib_S)$. Since $\sum_S C_{3,3,3,-3}^{S,0} C_{3\mu,3,-\mu}^{S,0} = (\delta_{\mu,3} - \delta_{\mu,-3})/2$, where the summation covers only the three odd S , it is straight forward to prove $f_{-\mu} = f_\mu$ if $\mu \neq \pm 3$. Hence, the cases with $\mu = -2$ and -1 can not be seen in the figure.

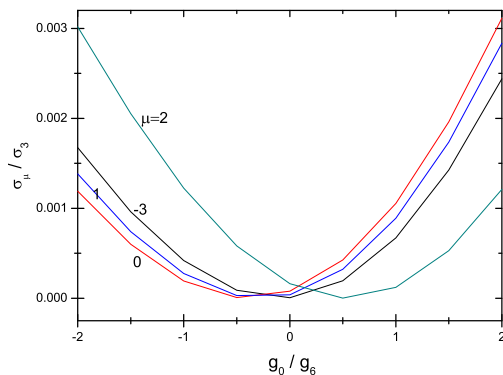


FIG. 4: (color online), σ_μ / σ_3 against g_0 / g_6 . The potential U_p with $r_0 = 2.512$ (the optimal value) is used, and $k = 0.1$. μ is marked by the curves. σ_{-1} overlaps σ_1 , and σ_{-2} overlaps σ_2 .

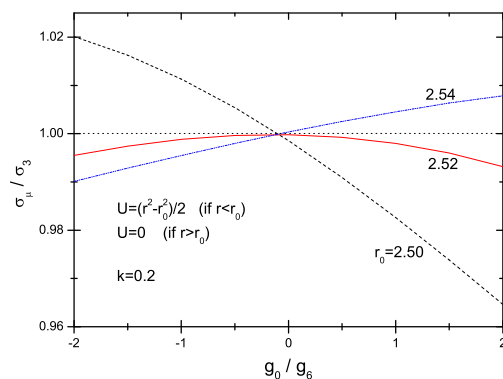


FIG. 5: (color online), The same as Fig.3a but with $k = 0.2$.

(iii) Besides the non-spin-flip channel, the most important spin-flip channels would be the $\mu = \pm 2$ channels if g_0 is negative. However, if g_0 is positive, $\mu = 0$ channel would be a little more important, while $\sigma_{\pm 2}$ is the smallest. In particular, when $g_0 \approx g_6/2$, $\sigma_{\pm 2}$ is close to zero.

The features of Fig.4 are quite popular. When different potentials with different parameters are used, the qualitative features remain unchanged.

In previous examples $k = 0.1$ is taken. When k varies,

the above qualitative features remain. This is shown in Fig.5 to be compared with Fig.3a. Note that, when k varies, the optimal parameters of the potentials would vary accordingly.

In summary, a specific s-wave scattering of a pair of ^{52}Cr atoms has been designed and studied theoretically. Different from the design of [2], both atoms are polarized but in reverse directions previously and no magnetic field is applied. The effect of g_0 on the scattering amplitudes without and with spin-flip has been predicted. Whether g_0 is smaller or larger than g_2 is found to be crucial to the qualitative features. In order to determine the unknown g_0 , associated experiments are desirable.

Acknowledgments

The support from the NSFC under the grants 10574163, 10874249, and from the project of National Basic Research Program of China (2007CB935500) is appreciated.

APPENDIX A: MATRIX ELEMENTS OF THE DIPOLE-DIPOLE INTERACTION

In this appendix the matrix elements of the dipole-dipole interaction between the total spin-states $(12)_{SM}$ of a pair of spin-3 atoms are given.

Making use of the spherical components of the spin-operator \mathbf{F}_1 and \mathbf{F}_2 , we have

$$\langle (12)_{S'M'} | V_{dd} | (12)_{SM} \rangle = -\frac{C_d}{r^3} 252 \sqrt{4\pi} C_{1,0}^{2,0} \sqrt{2S'+1} \left\{ \begin{matrix} 1 & 1 & 2 \\ 3 & 3 & S \\ 3 & 3 & S' \end{matrix} \right\} C_{2,M-M'}^{S,M} Y_{2,M-M'}(\hat{\mathbf{r}}) \quad (\text{A1})$$

where the Clebsch-Gordan and 9-j symbols [10] are introduced, and $S + S'$ must be even. From this formula it is clear that V_{dd} must cause a spatial relative rotation in d-wave together with a change of S (the choices of S' is $|S - 2|$, S , and $S + 2$).

-
- [1] A. Griesmaier, J. Werner, S. Hensler, J. Stuhler, and T. Pfau, Phys. Rev. Lett. **94**, 160401 (2005).
[2] J. Werner, A. Griesmaier, S. Hensler, J. Stuhler, T. Pfau, A. Simoni and E. Tiesinga, Phys. Rev. Lett. **94**, 183201 (2005).
[3] J. Stuhler, A. Griesmaier, T. Koch, M. Fattori, T. Pfau, S. Giovanazzi, P. Pedri, and L. Santos, Phys. Rev. Lett. **95**, 150406 (2005).
[4] R. B. Diener and T. L. Ho, Phys. Rev. Lett. **96**, 190405 (2006).
[5] A. Griesmaier, J. Stuhler, T. Koch, M. Fattori, T. Pfau, and S. Giovanazzi, Phys. Rev. Lett. **97**, 250402 (2006).
[6] H. Mäkelä and K.-A. Suominen, Phys. Rev. A **75**, 033610 (2007).
[7] S. Uchino, T. Otsuka, and M. Ueda, Phys. Rev. A **78**, 023609 (2008).
[8] P. Van Isacker and S. Heinze, J. Phys. A **40**, 14811 (2007).
[9] L. Santos and T. Pfau, Phys. Rev. Lett. **96**, 190404 (2006).
[10] A. R. Edmonds, *Angular momentum in quantum mechanics* (Princeton, Princeton University Press, 1957).