

# Weak first order quantum phase transitions in ferroelectrics

Nabyendu Das<sup>1</sup> and Suresh G. Mishra<sup>2\*</sup>

<sup>1</sup>*Institute of Physics, Bhubaneswar 751005, India*

<sup>2</sup>*National Institute of Science Education and Research, Bhubaneswar 751005, India.*

(Dated: February 6, 2020)

We discuss the possibility of a weak first order transition in the domain of pressure induced quantum phase transitions in quantum paraelectrics as a consequence of the coupling between strain and order parameter fluctuations. We start with a semi-microscopic Hamiltonian, where transverse paraelectric (or optical mode) fluctuations are controlled by hydrostatic pressure via strain coupling, which, above certain strength of coupling constant, kills second order transition. Using parquet diagrams, which retain the leading fluctuation effects in four point vertex function, we write the free energy of the system. This fluctuation renormalized free energy is then used to discuss the possibility of first order transition at zero temperature as well as at finite temperature. An asymptotic analysis of fluctuation corrected vertices, with strain induced long range interaction, predicts small but a finite jump in the order parameter near the mean field quantum critical point at zero temperature. In the case of finite temperature transition, near quantum critical point such a possibility is found to be extremely weak. The formalism is quite general and is applicable to certain class of systems undergoing quantum phase transitions. These results are interesting in context of some experimental findings on quantum paraelectrics such as SrTiO<sub>3</sub> and KTaO<sub>3</sub>.

PACS numbers: 64.70.Tg, 63.70.+h, 77.80.Bh

## I. INTRODUCTION

The static dielectric susceptibility in the materials like SrTiO<sub>3</sub> and KTaO<sub>3</sub> does not show any divergence down to 0K, it rather saturates at a very high value ( $\mathcal{O}(10^4)$ ). Ferroelectric transitions in materials which are similar in structure, for example in BaTiO<sub>3</sub>, are of displacive type and are well described by softening of a zone center transverse optical mode at some finite temperature. This scenario, that is, the absence of transition and the saturation at high dielectric susceptibility, has been attributed to the smallness of the zero temperature gap in the corresponding optical branch. Smallness of the gap makes quantum fluctuations relevant in these materials. These materials are called quantum paraelectrics<sup>1</sup>. There is a revival of interest, particularly regarding the nature of phase transition at and near quantum critical point in these materials<sup>2,3,4</sup>. The effects of pressure<sup>5</sup> and impurities on the dielectric susceptibilities have been well studied experimentally. One recent experimental report<sup>6</sup> indicates that these materials show phase separation near QCP. A general consensus arising from these experiments is that the application of hydrostatic pressure moves them away from criticality and the possibility of phase transition is suppressed. One needs to apply, what is termed as, a *negative pressure* to induce phase transitions in these materials. One way to simulate negative pressure is to put non-polar impurities which creates local pressure deficiencies. In this context, experimentally<sup>7</sup> one finds  $T_c \sim (n - n_c)^{\frac{1}{2}}$  (where  $n$  is the average impurity concentration and  $n_c$  is the critical value, typically 33%) which matches well with the theoretical estimated<sup>3</sup> transition temperature for pressure induced transition. In this case, the mean field  $T_c \sim (p + p_c)^{\frac{1}{2}}$  (where  $p$  is hydrostatic pressure and  $p_c$  is the critical value). The

exponent  $\frac{1}{2}$  is obtained when thermal fluctuations are treated at the Gaussian level. The similarity between effects of pressure and the impurity in the transition temperature can be attributed to the high density of impurity concentrations in these cases. Here the disorder effects seem to be small and a non-polar impurity essentially induces an internal pressure. This motivates us to develop a description, suitable for the properties of the pressure induced phase transition, which can be used to understand the occurrence of the phase separation mentioned above in the ferroelectric transition near the ferroelectric quantum critical point. In this work, we consider the displacive type ferroelectrics in its quantum limit. In these materials the atomic dipoles are believed to interact with each other via a *long range dipolar interaction* and their collective excitations give rise to various optical modes. The long range nature of the dipolar interaction affects the longitudinal optical modes and makes them rigid and they do not contribute to the low temperature dynamics. Hence to look for a weak first order transition scenario (correlation length is still large), we start with short range interaction without dipolar anisotropy and try to explore the results of order parameter fluctuations with an effective long range interactions among them, mediated by strain fluctuations. We also assume that the system has a strong crystal anisotropy, so that the two transverse directions do not mix up and the system splits up in two Ising systems in two transverse directions. Since ferroelectric systems do possess strong cubic anisotropy, such an assumption does not alter the basic nature of the transition mechanism in these systems. We therefore, start with an effective Ising type model and look for the fluctuation effects in the vertex function along with their dependencies on the non-zero polarization, we calculate the free energy using a parquet diagrams. This

fluctuation renormalized free energy indicates possibility of a first order transition at zero temperature and it also gives finite temperature corrections.

## II. SUMMARY OF THE MEAN FIELD ANALYSIS

Considering the system to be at a constant pressure, we integrate out the strain fluctuations completely. Our starting effective Hamiltonian describes only polarization fluctuations with strain induced long range interactions among them and takes the following form.

$$\begin{aligned}
H = & \frac{1}{\beta} \sum_{q,n} \frac{1}{2} (\omega_n^2 + r + cq^2) \phi_q \phi_{-q} \\
& + \frac{1}{4! \beta} \sum_{q_1, q_2, q_3, n} u \phi_{q_1} \phi_{q_2} \phi_{q_3} \phi_{-q_1 - q_2 - q_3} \\
& + \frac{vL^{-d}}{4! \beta} \sum_{q_1, q_2, n} \phi_{q_1} \phi_{-q_1} \phi_{q_2} \phi_{-q_2} \quad (1)
\end{aligned}$$

Here  $\phi$  describes the local transverse polarization,  $q$  is the field momentum,  $\omega_n = 2\pi n/\beta$  is the Matsubara frequency for Bosonic excitations,  $r$  and  $u$  are the quadratic and the anisotropic short range quartic coupling respectively.  $v$  is the isotropic long range part of the quartic coupling induced by strain and  $L^d$  is the system volume in  $d$ -spatial dimension. Hydrostatic pressure, as well as the non-polar impurity, couples to the optical mode via strain. It shifts the bare quadratic and quartic coupling  $r_0$  by  $r = r_0(1 + p/p_0)$ , where  $p_0$  is a constant. Strain fluctuation induces a long range attractive interaction between the dipoles and is denoted by the effective quartic coupling  $v$ .  $\phi$  can be decomposed into two parts,  $P$ , the static(mean field) and  $\psi(q, \omega)$ , the fluctuating part as follows,

$$\phi_q = P\delta(q, \omega) + \psi(q, \omega) \quad (2)$$

It is assumed that  $\langle \psi(q, \omega) \rangle = 0$ . In this approximation our starting Hamiltonian[1] can be written as

$$\begin{aligned}
H = & \frac{r}{2} P^2 + \frac{(u+v)}{4!} P^4 \\
& + \frac{1}{2\beta} \sum_{n,q} (\omega_n^2 + r + cq^2 + (u/2 + v/6)P^2) \psi_q \psi_{-q} \\
& + P \frac{u}{3! \beta} \sum_{q_1, q_2} \psi_{q_1} \psi_{q_2} \psi_{-q_1 - q_2} \\
& + \frac{u}{4!} \sum_{q_1, q_2, q_3, n} \psi_{q_1} \psi_{q_2} \psi_{q_3} \psi_{-q_1 - q_2 - q_3} \\
& + \frac{vL^{-d}}{4! \beta} \sum_{q_1, q_2, n} \psi_{q_1} \psi_{-q_1} \psi_{q_2} \psi_{-q_2} \quad (3)
\end{aligned}$$

The free energy is defined as the functional integral over  $H(\psi, P)$ , i.e.

$$F = -\frac{1}{\beta} \log \left( \int \mathcal{D}\psi e^{-\beta H(\psi, P)} \right) \quad (4)$$

The value of  $P$  is to be determined by minimizing the free energy  $F$ . Stability of a thermodynamic system requires the free energy to be positive. In a Landau theory, which neglects fluctuations completely, the coefficient of the quartic term, i.e.  $(u+v)$  has to be positive. We will discuss the effects of fluctuations near the stability point to explore the possibility of a first order transition.

## III. FLUCTUATION CORRECTIONS TO THE FREE ENERGY AT ZERO TEMPERATURE

To describe the effects of the order parameter fluctuations on the nature of phase transition, we need to calculate the fluctuation renormalized four point vertex functions. Here we propose a quantum generalizations of the work done by Gadeker and Ramakrishnan<sup>8,9</sup> to calculate the renormalized four point vertices in *parquet approximation*. The technique involves essentially the summation of leading order diagrams at each order. It has also been shown to be equivalent to the renormalization group<sup>10</sup> calculation. In a diagrammatic sense, it turns out that the diagrams which can be cut into two parts by cutting two lines in the same bubble, contribute to the leading order corrections. For example, the diagrams in figure [1] are important for the fluctuation corrections in short range vertices in parquet approximation. We are interested in fluctuation effects on the possibility of a first order transition due to strain coupling, since in this case the system acquires a non zero polarization  $P$  even above the mean field critical point. As a result, polarization fluctuation becomes gaped, with the gap being proportional to  $P^2$ . Thus the free propagator for this system is given by,

$$G^{-1}(q, \omega_n) = r + cq^2 + \omega_n^2 + (u/2 + v/6)P^2 \quad (5)$$

In the paraelectric phase  $P = 0$ . A bare theory pre-

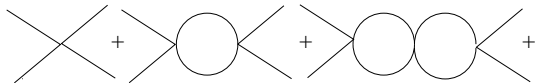


FIG. 1: Parquet diagrams for the fluctuation corrections to the short interaction vertex  $u$ . It takes care of the loop corrections of the above type to all orders. Here each line corresponds to the propagator given by the equation[5].

dicts that at  $T = 0$ , the static dielectric susceptibility  $\chi(0, 0) \sim G(0, 0) \sim 1/r$ . Thus  $r = 0$  is a point of instability in the paraelectric phase, and in a situation where there is no discontinuity in the order parameter at that point, it can be identified as a *quantum critical point*(QCP). In the vicinity of the critical point, correlation length becomes large, resulting in dominance of the order parameter fluctuations. Moreover when  $|u+v| \approx 0$ , fluctuation corrections to the four point vertices becomes important. We will try to discuss the effects of fluctuations in the vicinity of the limit  $|u+v| \rightarrow 0$ , in developing non-zero spontaneous polarization near the transition

point. Since in this case, initially correlation length grows significantly, the bare vertices get strongly renormalized. We use the parquet summation technique to calculate the renormalized vertices. Now using the propagator for the polarization fluctuation (eqn.[5]) we find the contribution from the first two diagrams of the figure[1] to the renormalization vertex function as follows,

$$\delta u = -u^2 \sum_n \int_0^\Lambda d^d q G^2(q, \omega_n) \quad (6)$$

At  $T = 0$ , the frequency summation becomes an integral and the combination of the frequency sum and the  $d$ -dimensional integral can be replaced by a  $d + 1$ -dimensional integral. Hence,

$$\begin{aligned} \delta u &\sim -u^2 \int_0^\Lambda d^{d+1} q G^2(q) \text{ which} \\ &\sim -u^2 K_d \log \frac{\Lambda}{(r + (u/2 + v/6)P^2)^{\frac{1}{2}}} \text{ in } 3D. \end{aligned} \quad (7)$$

where  $K_d$  is a constant which is related to the surface area of a  $d$ -dimensional sphere of unit radius. It is given by,

$$\begin{aligned} K_d &= (2^{d-1} \pi^{\frac{d}{2}} \Gamma(\frac{d}{2}))^{-1} \text{ which} \\ &= \frac{1}{8\pi^2} \text{ in } d = 4 \text{ and} \\ &= \frac{1}{2\pi^2} \text{ in } d = 3. \end{aligned} \quad (8)$$

$\delta u$  has a logarithmic divergence as  $r \rightarrow 0$  and  $P \rightarrow 0$ . We define the diverging logarithmic part as our *parquet variable*

$$x = \log \frac{\Lambda}{(r + (u/2 + v/6)P^2)^{\frac{1}{2}}}. \quad (9)$$

It is to be noted that the higher order diagrams will contribute a factor  $(ux)^n$  compared to the lowest order contribution  $u^2 x$ . Virtual processes which contribute factor  $u^m x^n$  ( $m \neq n$ ) compared to the lowest order, are neglected in the parquet approximation. In this approximation, contributions from the third order term in the Hamiltonian (equation [3]) are negligible compared to the logarithmically diverging contributions coming from the fourth order terms. We define the renormalized proper four point vertices  $\Gamma_4$  and  $\Delta_4$ , with their bare values given as,

$$\Gamma_4^0 = u \text{ and } \Delta_4^0 = v. \quad (10)$$

Summing over all the diagrams in the figure[1], we get the following equations in terms of the parquet variable  $x$  as follows,

$$\begin{aligned} \frac{d\Gamma_4}{dx} &= -\frac{3}{2} K_{d+1} \Gamma_4^2(x) \\ \frac{d\Delta_4}{dx} &= -K_{d+1} \Gamma_4(x) \Delta_4(x) - \frac{1}{6} K_{d+1} \Delta_4^2(x) \end{aligned} \quad (11)$$

The solutions of these equations can be written as,

$$\Gamma_4 = \frac{\Gamma_4^0}{1 + \frac{3}{2} K_{d+1} \Gamma_4^0 x}, \quad \Delta_4 = \frac{3\Gamma_4^0 \Delta_4^0}{\Delta_4^0 (1 + \frac{3}{2} K_{d+1} \Gamma_4^0 x) + (3\Gamma_4^0 - \Delta_4^0) (1 + \frac{3}{2} K_{d+1} \Gamma_4^0 x)^{2/3}}. \quad (12)$$

It is to be noted that the parquet variable  $x$  contains  $\Gamma_4$  and  $\Delta_4$ . Thus the set of equations [12] defines coupled equations for  $\Gamma_4$  and  $\Delta_4$ . They need to be solved self-consistently to find out their dependencies on  $r$  and  $P$ . From  $\Gamma_4$  and  $\Delta_4$  thus obtained, we can calculate the fluctuation renormalized free energy using the relation,

$$\frac{\partial^4 F}{\partial P^4} = \Gamma_4 + \Delta_4 \quad (13)$$

We need to integrate (with proper boundary conditions) the above equation four times respect to  $P$  to get an expression for the free energy. Thus we have the following

expression for the free energy (appendix A)

$$\begin{aligned} F &= \frac{K_{d+1}}{4} r^2 \log \frac{6r}{6r + (3\Gamma_4 + \Delta_4)P^2} \\ &+ \frac{1}{2} r P^2 \left( 1 + \frac{K_{d+1}}{2} \left( \frac{\Gamma_4}{2} + \frac{\Delta_4}{6} \right) \right) \\ &+ P^4 \left( \frac{\Gamma_4 + \Delta_4}{4!} - \frac{K_{d+1}}{8} \left( \frac{\Gamma_4}{2} + \frac{\Delta_4}{6} \right)^2 \right). \end{aligned} \quad (14)$$

where  $\Gamma_4$  and  $\Delta_4$  are  $P$ -dependent and are to be determined from the set of equations [11]. We notice that only the following combinations of  $\Gamma_4$  and  $\Delta_4$  appear in all the calculations,

$$\begin{aligned} \gamma_1 &= 3\Gamma_4 + \Delta_4, \\ \gamma_2 &= \Gamma_4 + \Delta_4. \end{aligned} \quad (15)$$

With the above definitions, the set of equations[12] becomes a single self-consistent equation for  $\gamma_1$  given by

$$\gamma_1 = \frac{3\Gamma_4^0}{1 + \frac{3}{2}K_{d+1}\Gamma_4^0 x} \times \left( 1 + \frac{\Delta_4^0}{\Delta_4^0 + (3\Gamma_4^0 - \Delta_4^0)(1 + \frac{3}{2}K_{d+1}\Gamma_4^0 x)} \right) \quad (16)$$

Here  $x$  contains  $\gamma_1$  only. Solving the above equation,  $\gamma_2$  can be found from (eqn. [11])

$$\frac{d\gamma_2}{dx} = -\frac{K_{d+1}}{6}\gamma_1^2. \quad (17)$$

Below  $\gamma_2 = 0$ , phase transition in this system will be first order. We are interested in the phase transition near  $\gamma_2 = 0$ , where fluctuation effects in four point vertices are important. If we limit ourselves to the region  $|\Delta_4| < 3\Gamma_4$ , the leading order behavior of  $\gamma_1$  is same as  $\Gamma_4$  and is given by

$$\begin{aligned} \gamma_1 &\approx \frac{3\Gamma_4^0}{1 + \frac{3}{2}K_{d+1}\Gamma_4^0 x} \\ &= \frac{3\Gamma_4^0}{1 + \frac{3}{2}K_{d+1}\Gamma_4^0 \log \frac{6\Lambda}{\sqrt{6r + \gamma_1 P^2}}} \end{aligned} \quad (18)$$

Assuming the bare value  $\Gamma_4^0 \sim \mathcal{O}(10)$ , so that  $\frac{\Gamma_4^0}{4!} < 1$  which validates perturbation theory, gives  $6\Gamma_4^0 \sim \mathcal{O}(10^2)$ . If we define a parameter  $a = \frac{3}{4}K_{d+1}\Gamma_4^0$ , then within

the validity regime of perturbation theory  $a \sim \mathcal{O}(10^{-1})$ . Thus for an wide range of  $\gamma_1$  e. g.  $\gamma_1 \sim \mathcal{O}(1) - \mathcal{O}(10^2)$ , we find  $|a \log \gamma_1| < |\frac{3\Gamma_4^0}{\gamma_1}|$ . For small  $r$ ,  $\gamma_1$  and  $\gamma_2$  can be estimated as

$$\begin{aligned} \gamma_1 &\sim \frac{3\Gamma_4^0}{1 - a \log(\gamma_1 P^2)} = \frac{3\Gamma_4^0}{1 - a \log(\gamma_1) - a \log(P^2)} \\ &\approx \frac{3\Gamma_4^0}{1 - 2a \log P} \end{aligned} \quad (19)$$

This is essentially a non-self-consistent solution for  $\gamma_1$ . Variation of  $\gamma_1$  at zero temperature is shown in figure [2]. However from the equation [17], we get

$$\begin{aligned} \gamma_2 &= \gamma_2^0 + (-9(\Gamma_4^0)^2 + \frac{\gamma_1}{3}) \\ &= \gamma_2^0 - \frac{9(\Gamma_4^0)^2 K_{d+1}}{6a} \left( 1 - \frac{1}{1 - 2a \log P} \right) \end{aligned} \quad (20)$$

where  $\gamma_2^0$  is the bare value of  $\gamma_2$ . Since the corrections due to self-consistency  $\sim \log \gamma_1$ , the above estimate breaks down near  $P \sim \exp(1/2a)$ . Except in that regime, the non-self-consistent result is expected to give good result.

*Free energy at  $T = 0$ :* Using the asymptotic behavior of the four point vertices[19] and using equation [14] with a redefinition of  $\gamma_2^0$  as  $\gamma_2^0 - \frac{9(\Gamma_4^0)^2 K_{d+1}}{6a}$ , we can write the following asymptotic expression for the free energy at zero temperature

$$\begin{aligned} F &= \frac{K_{d+1}}{4} r^2 \log \frac{6r}{6r + P^2 \frac{3\Gamma_4^0}{1 - 2a \log P}} + \frac{1}{2} r P^2 \left( 1 + \frac{K_{d+1}}{12} \frac{6\Gamma_4^0}{1 - 2a \log P} \right) \\ &+ \frac{P^4}{4!} \left( \left( \gamma_2^0 + \frac{K_{d+1}}{6a} \left( \frac{9(\Gamma_4^0)^2}{1 - 2a \log P} \right) \right) - \frac{4! K_{d+1}}{36 \times 8} \left( \frac{3\Gamma_4^0}{1 - 2a \log P} \right)^2 \right) \end{aligned} \quad (21)$$

Here the first term  $\sim \mathcal{O}(r^2)$ , hence small. The second term is a standard quadratic term with fluctuation corrections. The third term, describes the appropriate physics of the problem. The coefficient of the quartic term contains three terms. First one is a constant and can take either positive or negative but small values. Now there is a competition between the second and the third term. The second term tries to make the free energy positive while the third term tries to make it negative. However unless  $\gamma_2^0$  is a sufficiently large negative number, coefficient of the quartic term is positive in the parameter regime of our interest.

*Possibility of a first order transition:* To have a phase transition, the following equation must be satisfied,

$$\frac{\partial F}{\partial P} = rP + \frac{1}{3!}(\Gamma_4 + \Delta_4)P^3 = 0 \quad (22)$$

For positive  $r \approx 0$ , the above equation can be satisfied only if  $\Gamma_4 + \Delta_4$  is negative. Corresponding value of the  $P$  is given as,

$$P_0 = \exp \left( \frac{1}{2a} + \frac{9K_{d+1}(\Gamma_4^0)^2}{12a\gamma_2^0} \right) = \exp \frac{1}{2a} (1 + \mu) \quad (23)$$

Where  $\mu$  is defined as

$$\mu = \frac{9K_{d+1}(\Gamma_4^0)^2}{6\gamma_2^0} \quad (24)$$

Since  $|\mu| \gg 1$ , the parameter  $\gamma_2^0 > 0$  corresponds to the very large values of  $P_0$ . Since the scheme presented here, is valid for small  $P$ , we exclude this possibility in this discussion. On the other hand,  $\gamma_2^0 < 0$  corresponds to the finite value of  $P_0$  and there is a possibility of a first order

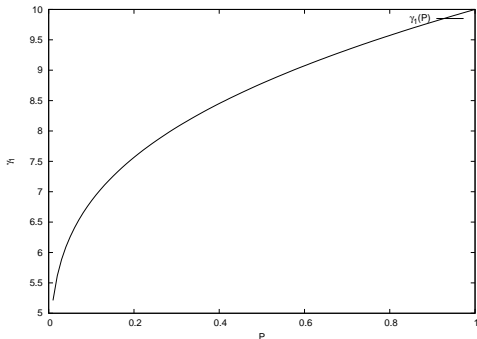


FIG. 2: Asymptotic evolutions of  $\gamma_1$  with  $P$  at  $T = 0$ . Parameter values are  $3\Gamma_4^0 = 10$  and  $a = 0.1$ .

transition at  $r = r_0 > 0$ . As  $r \sim P^2$ ,  $r_0 \sim \exp \frac{1}{a} (1 + \mu)$ . If we consider the Gaussian thermal fluctuations near the instability point and neglect the temperature dependencies of the vertices, then the thermal corrections to  $r$  and  $P^2 \sim T^2$  and  $P_0^2$  should vanish above a temperature  $T \sim \exp \frac{1}{2a} (1 + \mu)$ . However the parquet equations for the vertices and hence the form of fluctuation renormalized free energy should get changed at finite temperature. In the next section we will discuss the finite temperature case in detail.

#### IV. FLUCTUATION CORRECTIONS TO THE FREE ENERGY AT NON-ZERO TEMPERATURE



FIG. 3: Diagrammatic representation of gap renormalization up-to one loop.

Here we consider the system to be near the mean field quantum critical point with a zero temperature negative gap (i. e.  $r = -r_0, r_0 \geq 0$ ). Near  $r_0 = 0$ , the zero temperature gap attains a finite temperature value  $r(T)$  as follows.

$$r(T) = -r_0 + K_d \left( \frac{u}{2} + \frac{v}{6} \right) T^2 \quad (25)$$

Here the thermal fluctuations are considered up-to the Gaussian level, and the above expression for  $r(T)$  without any correction to four point vertices predicts a second order transition with a transition temperature  $T_c \sim \sqrt{r_0}$ . Now we will look at the correction to the four point vertices. Using the same procedure as used for the zero temperature case, we now deduce the parquet equations for the four point vertices and hence the free energy at finite temperature. At  $T \neq 0$ , fluctuation corrections to

the four point vertices takes the form

$$\begin{aligned} \delta u &\sim -u^2 T \int_0^\Lambda d^d q G^2(q, \omega_n = 0) \\ &\sim -u^2 K_d \frac{T}{(r(T) + (u/2 + v/6)P^2)^{\frac{1}{2}}} \text{ in } 3D. \end{aligned} \quad (26)$$

Near the critical point,  $r(T) \sim r + K_d(u/2 + v/6)T^2$ , so at finite temperature, we can define our parquet variable as

$$x = \frac{T}{(r + (u/2 + v/6)(P^2 + K_d T^2))^{\frac{1}{2}}}. \quad (27)$$

Following the calculations similar to that of the zero temperature case (appendix B), we get the following expression for the free energy at the finite temperature.

$$\begin{aligned} F &= \frac{1}{2} r P^2 + P^4 \left( \frac{\Gamma_4 + \Delta_4}{4!} \right) \\ &\quad - \frac{T}{4} \left( \frac{\Gamma_4}{2} + \frac{\Delta_4}{6} \right)^{\frac{3}{2}} P^3. \end{aligned} \quad (28)$$

A finite temperature version of the equation [19], i.e. the asymptotic form of the self consistent equation for  $\gamma_1$ , one of the important combinations of the four point vertices reads,

$$\gamma_1 = \frac{6\Gamma_4^0}{1 - \frac{6aT}{(\gamma_1(P^2 + K_d T^2))^{\frac{1}{2}}}}. \quad (29)$$

Non-zero solution of the above equation tells

$$\begin{aligned} \gamma_1 &= \frac{18a^2 T^2 + K_d \Gamma_4^0 T^2 + \Gamma_4^0 P^2}{P^2 + K_d T^2} \\ &\quad \pm \frac{6aT \sqrt{9a^2 T^2 + \Gamma_4^0 P^2 + \Gamma_4^0 K_d T^2}}{P^2 + K_d T^2}. \end{aligned} \quad (30)$$

In deriving the equations at finite temperature we have limited ourselves in the low temperature region i.e.  $a^2 T^4$  is neglected compared to  $K_d T^2$ . Moreover  $\gamma_1$  should decrease at nonzero  $P$  and should go towards its bare value with increasing  $P$ . Hence the part is remaining,

$$\gamma_1 \approx \Gamma_4^0 - \frac{6a\sqrt{\Gamma_4^0} T}{\sqrt{P^2 + K_d T^2}}. \quad (31)$$

Asymptotic evolution of  $\gamma_1$  with  $P$  for two different temperature is shown in figure [4]. From equation [20]

$$\gamma_2 = \gamma_2^0 + \left( \frac{2\Gamma_4^0}{3} + \frac{2a\sqrt{\Gamma_4^0} T}{\sqrt{P^2 + K_d T^2}} \right). \quad (32)$$

*Free energy at nonzero T:* Again using the asymptotic behavior of the four point vertices [31] and using equation [28], we can write the following asymptotic expression for the free energy at non zero temperature

$$\begin{aligned} F &= \frac{r(T)}{2} P^2 + \frac{P^4}{4!} \left( \gamma_2^0 + \left( \frac{2\Gamma_4^0}{3} + \frac{2a\sqrt{\Gamma_4^0} T}{\sqrt{P^2 + K_d T^2}} \right) \right) \\ &\quad - \frac{T}{4} P^3 \left( \frac{\Gamma_4^0}{6} - \frac{a\sqrt{\Gamma_4^0} T}{\sqrt{P^2 + K_d T^2}} \right)^{\frac{3}{2}}. \end{aligned} \quad (33)$$

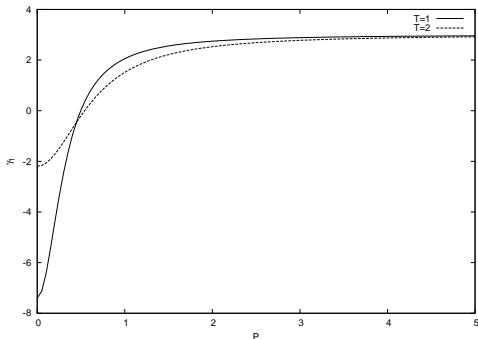


FIG. 4: Asymptotic evolution of  $\gamma_1$  with  $P$  at  $T \neq 0$ . Two curves are drawn at two different temperatures with  $\Gamma_4^0 = 10/3$ ,  $a = 0.1$  and  $K_d = 0.1$ . Upper one is at  $T = 1$  and the lower one is at  $T = 2$  in some arbitrary scale.

Gap renormalization up-to one loop (figure [3]) at finite temperature near  $r = 0$ , tells,

$$r(T) = -r_0 + K_d \left( \frac{\Gamma_4^0}{6} - \frac{a\sqrt{\Gamma_4^0 T}}{\sqrt{P^2 + K_d T^2}} \right) T^2. \quad (34)$$

Neglecting the term of  $\mathcal{O}(T^{-3})$  in the coefficient of  $P^2$ , the expression for free energy becomes

$$\begin{aligned} F = & \frac{1}{2} \left( -r_0 + \frac{K_d \Gamma_4^0}{6} T^2 \right) P^2 \\ & + \frac{1}{4!} P^4 \left( \gamma_2^0 + \left( \frac{2\Gamma_4^0}{3} + \frac{2a\sqrt{\Gamma_4^0 T}}{\sqrt{P^2 + K_d T^2}} \right) \right) \\ & - \Gamma_4^0 \frac{T}{4} P^3 \left( \frac{1}{6} - \frac{3aT}{2\sqrt{\Gamma_4^0 (P^2 + K_d T^2)}} \right). \quad (35) \end{aligned}$$

In the limit  $P^2 \gg K_d T^2$ , it takes the form

$$\begin{aligned} F = & \frac{1}{2} \left( -r_0 + \frac{K_d \Gamma_4^0}{6} T^2 + \frac{3aT^2 \sqrt{\Gamma_4^0}}{2} \right) P^2 \\ & - \frac{T}{24} P^3 \left( \Gamma_4^0 - \frac{a}{2} \sqrt{\Gamma_4^0} \right) \\ & + \frac{\left( \frac{2\Gamma_4^0}{3} + \gamma_2^0 \right)}{4!} P^4. \quad (36) \end{aligned}$$

*Possibility of the first order transition:* The above equation tells that, the solution of the equation  $\frac{\partial F}{\partial P} = 0$  will result a nonzero value of  $P_0 \sim T_0$ , even if  $\gamma_2^0 > 0$ . Here  $T_0$  is the second order transition temperature for the mean field theory. Since near QCP,  $T_0 \sim \sqrt{r_0}$ ,  $P_0$  is also  $\sim \sqrt{r_0}$ . If we compare this results with that of the zero temperature case, we see that in both cases first order transitions is certainly weak. But in the finite temperature case, the discontinuity in the order parameter near the transition point  $\sim \sqrt{r_0}$  and since  $r_0$  is the smallest scale (near mean field QCP,  $r_0 \rightarrow 0$ ) in this system, first order transition as a result of the order parameter fluctuations at finite temperature near the mean field QCP is weaker than that of the zero temperature case. Possible reason of such a result will be discussed in the next section.

## V. DISCUSSIONS

Occurrence of first order transition due to the coupling between the order parameter and the other soft modes is a well studied problem previously in many classical systems<sup>11,12,13,14</sup> and recently in quantum phase transitions in electronic systems<sup>15</sup>. We readdress the problem in case of recently highlighted quantum phase transitions at low temperature ferroelectrics, and an attempt to connect this theory to some materials, namely the quantum paraelectrics (e. g. SrTiO<sub>3</sub>, KTaO<sub>3</sub>) has been discussed in this paper. To capture the basic physics behind the fluctuation induced first order transitions, one needs to study the effects of fluctuations on the proper four point vertices. Bare perturbation calculations in this system show vertex corrections to be logarithmically singular at zero temperature in three spatial dimensions. We use parquet re-summation to derive recursion relations for four point vertices. Here the renormalized vertices crucially depends on the non-zero polarization. Using these relations expressions for free energy suitable for describing transitions at zero temperature and at finite temperature are derived. An analytic calculations predict a weak first order transition above mean field quantum critical point. The relevant quantities like transition temperature and the discontinuity in the order parameter at the transition point turn out to be small but finite. We mostly concentrate on the phenomena near a *quantum critical point* predicted by a mean field theory. We found stronger possibility of first order transitions at  $T = 0$  than that of any other finite temperature transition near QCP. It is found that a finite polarization tries to suppress fluctuations. In such a scenario, we found that exploiting the logarithmic singularity in the vertex corrections, the zero temperature system is able to gain a finite possibility to undergo a first order transition near mean field QCP while the finite temperature one fails to do so. Thus along with the strain coupling we address the importance of marginal dimensionality in driving a second order transition to a weak first order one. Moreover unlike the standard RG approach, which considers first order transition as just the inability of the system to reach an unstable fixed point, our approach makes qualitative predictions about the magnitude of the discontinuity in order-parameter near the transition point. The effects of fluctuations in the discontinuity in order-parameter has been estimated earlier with one-loop perturbative correction to the free energy, hence a non-analytic Landau expansion<sup>16</sup>. We look at the same problem in a different way. We consider loop corrections to the four point vertices and try to show how fluctuation corrections to the four point vertices affects the free energy. We have considered the constant pressure case only where strain effects are completely integrated out. One can also consider a situation where system volume is constant and a proper quantum generalization of such case<sup>17</sup> should certainly be addressed.

### Acknowledgment

We are grateful to Prof. T. V. Ramakrishnan for his constant encouragement and for providing us with a copy of the unpublished PhD Thesis of Dr. S. N. Gadekar.

### APPENDIX A: FREE ENERGY AT ZERO TEMPERATURE

Integrating the equation [13] once we get

$$\begin{aligned} \frac{\partial^3 F}{\partial P^3} &= \int_0^P (\Gamma_4 + \Delta_4) dP' = P(\Gamma_4 + \Delta_4) \\ &+ \int_0^P P' \frac{\partial}{\partial P'} (\Gamma_4 + \Delta_4) dP' + c(r) \end{aligned} \quad (\text{A1})$$

Here  $c(r)$  is a constant independent of  $P$  and equals to zero for the symmetry reason ( $\frac{\partial^3 F}{\partial P^3}|_0 = 0$ ). The second term in the right hand side of the above equation takes care of the  $P$  dependence of  $\Gamma_4$  and  $\Delta_4$ . To make our calculations simpler, we will neglect that term at this stage. Before doing so, we make an estimate of the corresponding error. The integral reads as,

$$= \int_0^P \frac{2K_{d+1}(3\Gamma_4 + \Delta_4)^3 P'^2 dP'}{6r + [(3\Gamma_4 + \Delta_4) - \frac{K_{d+1}}{6}(3\Gamma_4 + \Delta_4)^2] P'^2} \quad (\text{A2})$$

Since  $K_{d+1} = \frac{1}{8\pi^2}$  in  $d = 3$ ,  $K_{d+1}(3\Gamma_4 + \Delta_4) \sim \mathcal{O}(10^{-2})$ . Thus the contribution from the  $P$ -dependence of  $\Gamma_4$  and  $\Delta_4$  to the integral(A2) becomes,

$$\begin{aligned} &\frac{K_{d+1}}{3} (3\Gamma_4 + \Delta_4)^3 \int \frac{P'^2 dP'}{6r + (3\Gamma_4 + \Delta_4) P'^2} \\ &\approx \frac{K_{d+1}}{3} (3\Gamma_4 + \Delta_4)^2 P \\ &\approx 10^{-2} (3\Gamma_4 + \Delta_4) P \end{aligned} \quad (\text{A3})$$

We see that, the  $P$ -dependence of  $\Gamma_4$  and  $\Delta_4$  contributes two order of magnitude less compared to the other terms in the free energy. Thus we neglect the  $P$  dependence of  $\Gamma_4$  and  $\Delta_4$  at this stage in calculating  $F$ . Integrating two more times, we get,

$$\frac{\partial F}{\partial P} = rP + \frac{1}{3!} (\Gamma_4 + \Delta_4) P^3 \quad (\text{A4})$$

At this stage to have a form of  $F$  suitable to describe the first order transition we need to retain the  $P$  dependence of  $\Gamma_4$  and  $\Delta_4$ .

$$\begin{aligned} F &= \int_0^P (rP' + \frac{1}{3!} (\Gamma_4 + \Delta_4) P'^3) dP' \\ &= \frac{1}{2} r P^2 + \frac{(\Gamma_4(P) + \Delta_4(P))}{4!} P^4 \\ &- \frac{1}{4!} \int_0^P P'^4 \frac{d}{dP'} (\Gamma_4(P') + \Delta_4(P')) dP' \end{aligned} \quad (\text{A5})$$

To evaluate the above integral, we make the following substitution(using equation[ 9])

$$P^2 = \frac{\Lambda e^{-x} - r}{(\frac{\Gamma_4}{2} + \frac{\Delta_4}{6})} \quad (\text{A6})$$

Contribution from the integral part in the previous equation

$$\begin{aligned} &-\frac{1}{4!} \int_{\log(\Lambda/r)}^{\log \frac{\Lambda}{r + (\frac{\Gamma_4}{2} + \frac{\Delta_4}{6}) P^2}} \left( \frac{\Lambda e^{-x} - r}{(\frac{\Gamma_4}{2} + \frac{\Delta_4}{6})} \right)^2 \frac{d}{dx} (\Gamma_4(x) + \Delta_4(x)) dx = \frac{K_{d+1}}{4} \int_{\log(\Lambda/r)}^{\log \frac{\Lambda}{r + (\frac{\Gamma_4}{2} + \frac{\Delta_4}{6}) P^2}} (\Lambda^2 e^{-2x} - 2r\Lambda e^{-x} + r^2) dx \\ &= \frac{K_{d+1}}{4} \left( \frac{r}{2} (\Gamma_4 + \Delta_4) P^2 - \frac{1}{2} \left( \frac{\Gamma_4}{2} + \frac{\Delta_4}{6} \right)^2 P^4 + r^2 \log \frac{r}{r + (\frac{\Gamma_4}{2} + \frac{\Delta_4}{6}) P^2} \right) \end{aligned} \quad (\text{A7})$$

Thus we have the following expression for the free energy at zero temperature

$$\begin{aligned} F &= \frac{K_{d+1}}{4} r^2 \log \frac{6r}{6r + (3\Gamma_4 + \Delta_4) P^2} \\ &+ \frac{1}{2} r P^2 \left( 1 + \frac{K_{d+1}}{2} \left( \frac{\Gamma_4}{2} + \frac{\Delta_4}{6} \right) \right) \\ &+ P^4 \left( \frac{\Gamma_4 + \Delta_4}{4!} - \frac{K_{d+1}}{8} \left( \frac{\Gamma_4}{2} + \frac{\Delta_4}{6} \right)^2 \right) \end{aligned} \quad (\text{A8})$$

### APPENDIX B: FREE ENERGY AT FINITE TEMPERATURE

The finite temperature parquet variable is defined as

$$x = \frac{T}{(r + (u/2 + v/6)(P^2 + K_d T^2))^{\frac{1}{2}}} \quad (\text{B1})$$

In this case, fluctuation corrections to the free energy in terms of  $\gamma_1$  and  $\gamma_2$  (equation [A5]) becomes,

$$\begin{aligned}
I_{fluc} &= -\frac{1}{4!} \int \frac{\frac{T}{(r+\frac{\gamma_1}{6}(P^2+K_dT^2))^{\frac{1}{2}}}}{\frac{T}{(r+\frac{\gamma_1}{6}K_dT^2)^{\frac{1}{2}}}} \left( \frac{T^2/x^2 - r}{\gamma_1/6} - K_dT^2 \right)^2 \frac{d}{dx} \gamma_2(x) dx \\
&= \frac{1}{4} [T[(r + \frac{\gamma_1}{6}K_dT^2)^{\frac{3}{2}} - (r + \frac{\gamma_1}{6}(P^2 + K_dT^2))^{\frac{3}{2}}] + r^2[(r + \frac{\gamma_1}{6}K_dT^2)^{-\frac{1}{2}} - (r + \frac{\gamma_1}{6}(P^2 + K_dT^2))^{-\frac{1}{2}}] \\
&+ T^4\gamma_2^2[(r + \frac{\gamma_1}{6}K_dT^2)^{-\frac{1}{2}} - (r + \frac{\gamma_1}{6}(P^2 + K_dT^2))^{-\frac{1}{2}}] - Tr[(r + \frac{\gamma_1}{6}K_dT^2)^{\frac{1}{2}} - (r + \frac{\gamma_1}{6}(P^2 + K_dT^2))^{\frac{1}{2}}] \\
&+ 2rT^2\gamma_2[(r + \frac{\gamma_1}{6}K_dT^2)^{-\frac{1}{2}} - (r + \frac{\gamma_1}{6}(P^2 + K_dT^2))^{-\frac{1}{2}}] \\
&+ T^4\gamma_2[(r + \frac{\gamma_1}{6}K_dT^2)^{-\frac{1}{2}} - (r + \frac{\gamma_1}{6}(P^2 + K_dT^2))^{-\frac{1}{2}}] \tag{B2}
\end{aligned}$$

In performing the above integral  $x$ -dependence of  $\Gamma_4$  and  $\Delta_4$  are neglected. For the systems near  $r \rightarrow 0$  limit, retaining only the terms lowest order in  $T$  and  $r$ , the free energy can be truncated as

$$\begin{aligned}
F &= \frac{1}{2}rP^2 + P^4 \left( \frac{\Gamma_4 + \Delta_4}{4!} \right) \\
&+ \frac{T}{4} \left[ (r + K_d \left( \frac{\Gamma_4}{2} + \frac{\Delta_4}{6} \right) T^2)^{\frac{3}{2}} \right. \\
&\left. - \left( r + \left( \frac{\Gamma_4}{2} + \frac{\Delta_4}{6} \right) (P^2 + K_dT^2) \right)^{\frac{3}{2}} \right] \tag{B3}
\end{aligned}$$

For small  $r$  and  $T$ , the third term is of the  $\mathcal{O}(T^4)$ , hence is negligible. Thus the free energy in the leading order can be further truncated as

$$F = \frac{r}{2}P^2 + P^4 \left( \frac{\Gamma_4 + \Delta_4}{4!} \right) - \frac{T}{4} \left( \frac{\Gamma_4}{2} + \frac{\Delta_4}{6} \right)^{\frac{3}{2}} P^3 \tag{B4}$$

\* Electronic address: nabyendu@iopb.res.in, mishra@iopb.res.in

<sup>1</sup> Muller K A and Burkard H, PRB 19, 3593 (1979).

<sup>2</sup> Roussev and Millis A J, PRB 67, 014105 (2003).

<sup>3</sup> Das N and Mishra S G, J. Phys.: Cond. Mat 21, 095901 (2009).

<sup>4</sup> Palova, Chandra P and Coleman P, PRB 79, 075101 (2009).

<sup>5</sup> Samara G, Phys. Rev. 151, 378-386, (1966).

<sup>6</sup> Taniguchi, Itoh, and Yagi, PRL 99, 017602 (2007).

<sup>7</sup> Lemanov, Smirnova, Syrnikov, and Tarakanov, PRB 54, 3151 (1996).

<sup>8</sup> Gadekar S N and Ramakrishnan T V, J Phys C: Solid St. Phys. 13, L957 (1980)

<sup>9</sup> Gadekar S N PhD Thesis(unpublished), Dept. of Physics,

IIT, Kanpur (1977).

<sup>10</sup> Polyakov A M, JETP 30, 151 (1970).

<sup>11</sup> Larkin A I and Pikin S A, JETP 29, 891 (1969).

<sup>12</sup> Lyuksyutov I F and Pokrovskii V L, JETP Lett 21, 9 (1975).

<sup>13</sup> Rudnick J, PRB 18, 1406, (1978).

<sup>14</sup> Jacobson H H and Amit D J, Annals of Physics, 133, 57 (1981).

<sup>15</sup> D Belitz, T R Kirkpatrick, T Vojta, Rev. Mod. Phys. 77, 579 (2005) and the references therein.

<sup>16</sup> D Belitz, T R Kirkpatrick, T Vojta, Phys. Rev. Lett. 82, 4707 (1999)

<sup>17</sup> Bergman D J, Halperin B I, PRB 13, 2145 (1976).