

Weak First Order Phase Transitions in Quantum Ferroelectrics

Nabyendu Das¹ and Suresh G. Mishra²

E-mail: nabyendu@iopb.res.in, mishra@iopb.res.in

¹Institute of Physics, Bhubaneswar 751005, India

²National Institute of Science Education and Research, Bhubaneswar 751005, India.

Abstract. We discuss the possibility of weak first order transition in the domain of pressure induced phase transitions in a quantum ferroelectric as a consequence of order parameter fluctuations. We start with a semi-microscopic Hamiltonian, where polarization fluctuations are controlled by hydrostatic pressure via strain coupling, which above certain strength of coupling constant, kills second order transition. Using a parquet diagrammatic method, a method which retains the leading fluctuation effects in four point vertex functions, we write the free energy of the system. This fluctuation renormalized free energy is used to discuss the possibility of first order transition at zero temperature and at finite temperature as well. Asymptotic analysis of fluctuation corrected vertices, in a short range model, predicts small but finite jump in the order parameter near the mean field quantum critical point at zero temperature. In case of finite temperature transition near quantum critical point such a possibility is found to be extremely weak. The formalism is quite general and is applicable to certain class of systems undergoing quantum phase transition and the results are interesting in context of some experimental findings on quantum paraelectrics like SrTiO_3 and KTaO_3 .

PACS numbers: 77.80.Bh, 64.70.Tg

1. Introduction

The static dielectric susceptibility in the materials like SrTiO_3 and KTaO_3 does not show any divergence down to 0K, it rather saturates at a very high value ($\mathcal{O}(10^4)$). Ferroelectric transitions in materials which are similar in structure, for example in BaTiO_3 , are of displacive type and are well described by softening of a zone center transverse optical mode at some finite temperature. This scenario, that is, absence of transition and high dielectric susceptibility, has been attributed to the smallness of the zero temperature gap in the corresponding optical branch. Smallness of the optical gap makes quantum fluctuations relevant in these materials. These materials are, therefore, called quantum paraelectrics [1]. There is a revival of interest, particularly regarding the nature of phase transition at quantum critical point in these materials [2, 3, 4]. The effects of pressure[6] and impurities on the dielectric susceptibilities have been well studied experimentally. One recent experimental report[5] indicates the possibility that these materials show phase separation near QCP. A general consensus arising from these experiments is that the application of hydrostatic pressure moves them away from criticality and the possibility of transition is suppressed. One needs to apply some kind of *negative pressure* to induce phase transitions in these materials. One way to simulate negative pressure is to put non-polar impurities which creates local pressure deficiencies and thus induce phase transitions. Experimentally [7] one finds $T_c \sim (n - n_c)^{\frac{1}{2}}$ (where n is the average impurity concentration and n_c is the critical value, typically 33%) which matches perfectly with the theoretical estimated[3] transition temperature for pressure induced transition. In this case mean field $T_c \sim (p + p_c)^{\frac{1}{2}}$ (where p is hydrostatic pressure and p_c is the critical value). The exponent $\frac{1}{2}$ is obtained when thermal fluctuations are calculated at Gaussian level. The similarity between effects of pressure and impurity in transition temperature can be attributed to the high density of impurity concentrations in these cases. Here disorder effect seems small and the non-polar impurity changes nothing but the internal pressure. This motivates us to develop a description, suitable for properties of pressure induced phase transition, which can be used to understand the occurrence of the newly found phase separation in ferroelectric transition near ferroelectric quantum critical point. We consider only the case of short range interactions and the possibility of first order transition as a result of order parameter fluctuations. Retaining the leading fluctuation effects in vertex functions along with their dependencies on non-zero polarization, we calculate the free energy of the system in a parquet diagrammatic method. This fluctuation renormalized free energy tells us the possibility of first order transition at zero temperature and finite temperature corrections as well. The present analysis is quite general in context of quantum phase transitions, valid for non-polar impurity induced transitions with large impurity concentrations in these materials and is relevant in context of some recent experiment.

2. Summary of the Mean Field Analysis

Considering the system to be at constant pressure, we integrate out strain fluctuations completely. Our starting effective Hamiltonian describes only polarization fluctuations with short range interactions among them and takes the following form[10]

$$H = \sum_{\alpha, q, n} \frac{1}{2} (\omega_n^2 + r + cq^2) \phi_q^\alpha \phi_{-q}^\alpha + \frac{1}{4!} \sum_{\alpha, q_1, q_2, q_3, n} u \phi_{q_1}^\alpha \phi_{q_2}^\alpha \phi_{q_3}^\alpha \phi_{-q_1-q_2-q_3}^\alpha + \frac{1}{4!} \sum_{\alpha, \beta, q_1, q_2, n} v \phi_{q_1}^\alpha \phi_{-q_1}^\alpha \phi_{q_2}^\beta \phi_{-q_2}^\beta \quad (1)$$

Here ϕ describes local polarization, q is the field momentum, $\omega_n = \frac{2\pi n}{\beta}$ is the Matsubara frequency for Bosonic excitations, r and $(u\delta_{\alpha,\beta} + v)$ are quadratic and short range quartic coupling respectively. Hydrostatic pressure (also the effect of non-polar impurity) couples to optical mode via strain. It shifts the bare quadratic and quartic coupling r_0 by $r = r_0(1 + p/p_0)$, where p_0 is a constant. Strain fluctuation induces a long range attractive interaction between the dipoles and is denoted by the effective quartic coupling v . u is actually a shifted coupling constant $u_0 - v$, where u_0 is the quartic coupling without strain coupling. For $u \geq 0$ and $v < 0$, the system will be ordered along one of the cystrallographic axis(axial order), ϕ can be decomposed into two parts one static(mean field) and another fluctuating part as

$$\phi_q^\alpha = P\delta_{\alpha,z}\delta(q, \omega) + \psi^\alpha(q, \omega) \quad (2)$$

In this approximation our starting Hamiltonian[1] can be written as

$$H = \frac{r}{2} P^2 + \frac{(u+v)}{4!} P^4 + \frac{1}{2} \sum_{\omega_n, q} (\omega_n^2 + r + cq^2 + (u/2 + v/6)P^2) \psi^\alpha(q, \omega) \psi^\alpha(-q, \omega) + \frac{u}{4!} \sum_{\alpha, q_1, q_2, q_3, n} \psi_{q_1}^\alpha \psi_{q_2}^\alpha \psi_{q_3}^\alpha \psi_{-q_1-q_2-q_3}^\alpha + \frac{v}{4!} \sum_{\alpha, \beta, q_1, q_2, n} \psi_{q_1}^\alpha \psi_{-q_1}^\alpha \psi_{q_2}^\beta \psi_{-q_2}^\beta \quad (3)$$

The free energy is defined as the functional integral over $H(\psi, P)$, i.e.

$$F = -\frac{1}{\beta} \log \left(\int \mathcal{D}\psi e^{-\beta H(\psi, P)} \right) \quad (4)$$

The value of P is to be determined by minimizing the free energy F . Stability of a thermodynamic system requires free energy to be positive. In a Landau type mean field theory, which neglects fluctuations completely demands the coefficient of quartic term i.e. $(u+v)$ to be positive. In case of $u < 0$ and $v \geq 0$ diagonal order will be observed and in three dimension this condition becomes $(u + v/3) \geq 0$. Thus one can draw a u-v diagram as in figure[1]. Here the shaded region defines a stability wedge. In a pure mean field theory inside the wedge the system will have second order transition and outside the shaded region there will be a first order transition[9]. We will consider axis order only and discuss the effects of fluctuations near the stability edge to explore the possibility of first order transition.

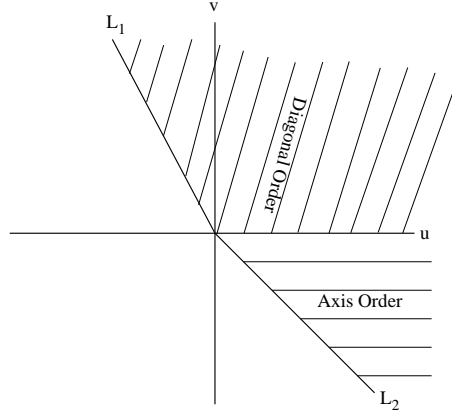


Figure 1. Stability Wedge in Mean Field Approximation

3. Fluctuation corrections to free energy at zero temperature:

To describe the effects of order parameter fluctuations on the order of transition, we need to calculate fluctuation renormalized four point vertex functions. Here we follow the work of Gadeker and Ramakrishnan [8, 10] to calculate renormalized four point vertices in a *parquet approximation*. This approximation is essentially a summation of all leading order diagrams and is equivalent to the renormalization group[11], as we will see later. In diagrammatic sense it turns out that the diagrams which can be cut into two separate parts by cutting two lines in the same bubble, contributes to the leading order corrections. In this case following diagrams are important in parquet approximation.

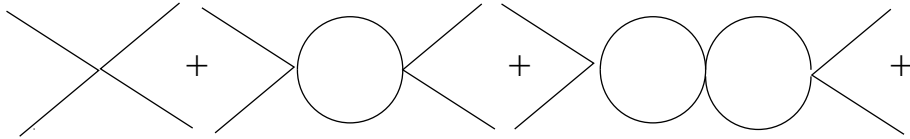


Figure 2. Parquet diagrams for vertex corrections. It takes care of loop corrections of the above type to all orders. Here each line corresponds to the propagator given by the equation[5].

We are interested in first order transition. In this case our system acquires some non zero polarization P even above the would be critical point. As result polarization fluctuation becomes gaped with the gap proportional to P^2 . Thus free propagator for this system is given as follows,

$$G(q, \omega_n) = 1/(r + cq^2 + \omega_n^2 + (u/2 + v/6)P^2) \quad (5)$$

In paraelectric phase(well above any transition point) $P = 0$. Bare theory predicts that at $T = 0$, the static dielectric susceptibility $\chi(0, 0) \sim G(0, 0) \sim 1/r$ and diverges as $r \rightarrow 0$. Thus $r = 0$ is a point of instability in the paraelectric phase and in a situation(without any coupling to other modes etc.) where there is no jump in order parameter at that point, it can be identified as a *quantum critical point*(QCP). In the vicinity of the critical point correlation length diverges, resulting fluctuations at

all length scales important. Any finite order perturbation theory becomes unable to encounter such situations and one needs to work with more sophisticated techniques like parquet summations or renormalization group. Here we approach transition point from the shaded region of the figure[1]. In this region a mean field theory predicts a second order transition. We will try to show that in the vicinity of the stability edge fluctuation correction can result non-zero spontaneous polarization near the transition point. Since in this case initially correlation length grows significantly we go beyond finite order perturbation theory and use parquet summation technique to calculate renormalized vertices. Now using this propagator, we find the contribution to renormalized vertex function from the first diagram of the figure[2] as follows

$$\delta u = \bar{u} - u \sim -u^2 \sum_n \int_0^\Lambda d^d q G^2(q, \omega_n) \quad (6)$$

At $T = 0$ the frequency summation becomes an integral and the combination of frequency sum and the d -dimensional integral can be replaced by a $d + 1$ -dimensional integral i.e. the system effectively becomes $d + 1$ dimensional.

$$\delta u \sim -u^2 \int_0^\Lambda d^{d+1} q G^2(q) \sim -u^2 K_d \log \frac{\Lambda}{(r + (u/2 + v/6)P^2)^{\frac{1}{2}}} \text{ in } d = 3 \quad (7)$$

where K_d is a constant which depends on system dimension and is given by,

$$\begin{aligned} K_d &= (2^{d-1} \pi^{\frac{d}{2}} \Gamma(\frac{d}{2}))^{-1} \\ &= \frac{1}{8\pi^2} \text{ at } d = 4 \text{ and} \\ &= \frac{1}{2\pi^2} \text{ at } d = 3 \end{aligned} \quad (8)$$

Now δu has logarithmic divergence as $r \rightarrow 0$ and $P \rightarrow 0$. We define the diverging logarithmic part as our *parquet variable*

$$x = \log \frac{\Lambda}{(r + (u/2 + v/6)P^2)^{\frac{1}{2}}} \quad (9)$$

Now it is to be noted that higher order diagrams will contribute a factor $(ux)^n$ compared to the lowest order contribution u^2x . In an algebraic language virtual processes which contribute a factor $u^m x^n$ ($m \neq n$) compared to the lowest order, are neglected in parquet approximation. We Define Γ_4 and Δ_4 as renormalized proper four point vertices and their unrenormalized values are given as,

$$\Gamma_4^0 = u \text{ and } \Delta_4^0 = v \quad (10)$$

Summing over all the diagrams in the figure[2], we get the following self consistent equations in terms of the parquet variable x for the renormalized four point vertices in a differential form as follows

$$\begin{aligned} \frac{d\Gamma_4}{dx} &= -\frac{3}{2} K_{d+1} \Gamma_4^2(x) \\ \frac{d\Delta_4}{dx} &= -K_{d+1} \Gamma_4(x) \Delta_4(x) - \frac{1}{6} K_{d+1} \Delta_4^2(x) \end{aligned} \quad (11)$$

Solutions of these equations in terms of the parquet variable can be written as

$$\begin{aligned}\Gamma_4 &= \frac{\Gamma_4^0}{1 + \frac{3}{2}K_{d+1}\Gamma_4^0 x} \\ \Delta_4 &= \frac{3\Gamma_4^0\Delta_4^0}{\Delta_4^0(1 + \frac{3}{2}K_{d+1}\Gamma_4^0 x) + (3\Gamma_4^0 - \Delta_4^0)(1 + \frac{3}{2}K_{d+1}\Gamma_4^0 x)^{2/3}}\end{aligned}\quad (12)$$

It is to be noted that the parquet variable x contains Γ_4 and Δ_4 . Thus the set of equations [12] defines coupled equations for Γ_4 and Δ_4 . They need to be solved self-consistently to find their dependencies on r and P . With the solutions of the above equations, we can calculate fluctuation renormalized free energy using the identity

$$\frac{\partial^4 F}{\partial P^4} = \Gamma_4 + \Delta_4 \quad (13)$$

Now we need to integrate both sides with of the above equation four times respect to P to get an expression for free energy. Integrating once we get

$$\frac{\partial^3 F}{\partial P^3} = \int_0^P (\Gamma_4 + \Delta_4) dP' = P(\Gamma_4 + \Delta_4) + \int_0^P P' \frac{\partial}{\partial P'} (\Gamma_4 + \Delta_4) dP' + c(r) \quad (14)$$

$c(r)$ is a constant independent of P and equals to zero for symmetry reasons ($\frac{\partial^3 F}{\partial P^3}|_0 = 0$). The second term in the right hand side of the above equation takes care of the P dependence of Γ_4 and Δ_4 . To make our calculation simpler we will neglect that term here. Before doing so we make an estimate the corresponding error. The integral reads as,

$$\int_0^P P' \frac{\partial(\Gamma_4 + \Delta_4)}{\partial P'} dP' = \int_0^P \frac{2K_{d+1}(3\Gamma_4 + \Delta_4)^3 P'^2 dP'}{6r + [(3\Gamma_4 + \Delta_4) - \frac{K_{d+1}}{6}(3\Gamma_4 + \Delta_4)^2] P'^2} \quad (15)$$

Since $K_{d+1} = \frac{1}{8\pi^2}$ in $d = 3$,

$$K_{d+1}(3\Gamma_4 + \Delta_4) \sim \mathcal{O}(10^{-2}) \quad (16)$$

Thus the contribution from the P -dependence of Γ_4 and Δ_4 to the integral(15) becomes

$$\begin{aligned}\frac{K_{d+1}}{3}(3\Gamma_4 + \Delta_4)^3 \int \frac{P'^2 dP'}{6r + (3\Gamma_4 + \Delta_4)P'^2} &\approx \frac{K_{d+1}}{3}(3\Gamma_4 + \Delta_4)^2 P \\ &\approx 10^{-2}(3\Gamma_4 + \Delta_4)P\end{aligned}\quad (17)$$

We see that P -dependence of Γ_4 and Δ_4 contributes (10^{-2}) times compared to the other terms. Thus we neglect P dependence of Γ_4 and Δ_4 at this stage in calculating F . Integration two more times gives

$$\frac{\partial F}{\partial P} = rP + \frac{1}{3!}(\Gamma_4 + \Delta_4)P^3 \quad (18)$$

At this stage to have a form of F suitable to describe first order transition we need to retain P dependence of Γ_4 and Δ_4 .

$$\begin{aligned}F &= \int_0^P (rP' + \frac{1}{3!}(\Gamma_4 + \Delta_4)P'^3) dP' \\ &= \frac{1}{2}rP^2 + \frac{(\Gamma_4(P) + \Delta_4(P))}{4!}P^4 - \frac{1}{4!} \int_0^P P'^4 \frac{d}{dP'} (\Gamma_4(P') + \Delta_4(P')) dP'\end{aligned}\quad (19)$$

To evaluate the above integral we make the following substitution(using equation[9])

$$P^2 = \frac{\Lambda e^{-x} - r}{\left(\frac{\Gamma_4}{2} + \frac{\Delta_4}{6}\right)} \quad (20)$$

Contribution from the integral part in the previous equation

$$\begin{aligned} & -\frac{1}{4!} \int_{\log(\Lambda/r)}^{\log \frac{\Lambda}{r + \left(\frac{\Gamma_4}{2} + \frac{\Delta_4}{6}\right)P^2}} \left(\frac{\Lambda e^{-x} - r}{\left(\frac{\Gamma_4}{2} + \frac{\Delta_4}{6}\right)} \right)^2 \frac{d}{dx} (\Gamma_4(x) + \Delta_4(x)) dx \\ &= \frac{K_{d+1}}{4} \int_{\log(\Lambda/r)}^{\log \frac{\Lambda}{r + \left(\frac{\Gamma_4}{2} + \frac{\Delta_4}{6}\right)P^2}} (\Lambda^2 e^{-2x} - 2r\Lambda e^{-x} + r^2) dx \\ &= \frac{K_{d+1}}{4} \left(\frac{r}{2} (\Gamma_4 + \Delta_4) P^2 - \frac{1}{2} \left(\frac{\Gamma_4}{2} + \frac{\Delta_4}{6} \right)^2 P^4 + r^2 \log \frac{r}{r + \left(\frac{\Gamma_4}{2} + \frac{\Delta_4}{6}\right)P^2} \right) \quad (21) \end{aligned}$$

Thus we have the expression for the free energy

$$\begin{aligned} F &= \frac{K_{d+1}}{4} r^2 \log \frac{6r}{6r + (3\Gamma_4 + \Delta_4)P^2} + \frac{1}{2} r P^2 \left(1 + \frac{K_{d+1}}{2} \left(\frac{\Gamma_4}{2} + \frac{\Delta_4}{6} \right) \right) \\ &+ P^4 \left(\frac{\Gamma_4 + \Delta_4}{4!} - \frac{K_{d+1}}{8} \left(\frac{\Gamma_4}{2} + \frac{\Delta_4}{6} \right)^2 \right) \quad (22) \end{aligned}$$

where Γ_4 and Δ_4 are P -dependent and are to be determined from the set of equations[11]. So far we have essentially reviewed the work of Gadeker and Ramakrishnan[10]. We notice that only two combinations of Γ_4 and Δ_4 appear in all the calculations. We define them as follows,

$$\begin{aligned} \gamma_1 &= 3\Gamma_4 + \Delta_4 \\ \gamma_2 &= \Gamma_4 + \Delta_4 \quad (23) \end{aligned}$$

With this definition the set of equations[12] become a single self-consistent equation for γ_1 as follows

$$\gamma_1 = \frac{3\Gamma_4^0}{1 + \frac{3}{2}K_{d+1}\Gamma_4^0 x} \left(1 + \frac{\Delta_4^0}{\Delta_4^0 + (3\Gamma_4^0 - \Delta_4^0)(1 + \frac{3}{2}K_{d+1}\Gamma_4^0 x)} \right) \quad (24)$$

Here x contains γ_1 only. Solving the above equation, γ_2 can be found from the following equation

$$\frac{d\gamma_2}{dx} = -\frac{K_{d+1}}{6} \gamma_1^2 \quad (25)$$

We are interested in phase transitions near $\gamma_2 \approx 0$. If we limit ourselves to the region $|\Delta_4| < 3\Gamma_4$, the leading order behavior of γ_1 is same as Γ_4 and is given by

$$\begin{aligned} \gamma_1 &\approx \frac{3\Gamma_4^0}{1 + \frac{3}{2}K_{d+1}\Gamma_4^0 x} \\ &= \frac{3\Gamma_4^0}{1 + \frac{3}{2}K_{d+1}\Gamma_4^0 \log \frac{6\Lambda}{\sqrt{6r + \gamma_1 P^2}}} \quad (26) \end{aligned}$$

Assuming the bare value $\Gamma_4^0 \sim \mathcal{O}(10)$ so that $\frac{\Gamma_4^0}{4!} < 1$ and our perturbation theory is valid, gives $6\Gamma_4^0 \sim \mathcal{O}(10^2)$ and defining $a = \frac{3}{4}K_{d+1}\Gamma_4^0$, tells $a \sim \mathcal{O}(10^{-1})$. For an wide range of γ_1 e. g. $\gamma_1 \sim \mathcal{O}(1) - \mathcal{O}(10^2)$, we find $|a \log \gamma_1| < |\frac{3\Gamma_4^0}{\gamma_1}|$. Thus for small r , γ_1 and γ_2 can be estimated as

$$\begin{aligned}\gamma_1 &\sim \frac{3\Gamma_4^0}{1 - a \log(\gamma_1 P^2)} = \frac{3\Gamma_4^0}{1 - a \log(\gamma_1) - a \log(P^2)} \\ &\approx \frac{3\Gamma_4^0}{1 - 2a \log P}\end{aligned}\quad (27)$$

This is essentially non-self-consistent solution for γ_1 . However from equation [25], we get

$$\begin{aligned}\gamma_2 &= \gamma_2^0 + (-9(\Gamma_4^0)^2 + \frac{\gamma_1}{3}) \\ &= \gamma_2^0 - \frac{9(\Gamma_4^0)^2 K_{d+1}}{6a} \left(1 - \frac{1}{1 - 2a \log P}\right)\end{aligned}\quad (28)$$

where γ_2^0 is the bare value of γ_2 *Free energy at $T = 0$* : Now using the asymptotic behavior of the four point vertices[27] and using equation [22] with a redefinition of γ_2^0 as $\gamma_2^0 - \frac{9(\Gamma_4^0)^2 K_{d+1}}{6a}$, we can write the following asymptotic expression for the free energy at zero temperature

$$\begin{aligned}F &= \frac{K_{d+1}}{4} r^2 \log \frac{6r}{6r + P^2 \frac{3\Gamma_4^0}{1 - 2a \log P}} + \frac{1}{2} r P^2 \left(1 + \frac{K_{d+1}}{12} \frac{6\Gamma_4^0}{1 - 2a \log P}\right) \\ &+ \frac{P^4}{4!} \left(\left(\gamma_2^0 + \frac{K_{d+1}}{6a} \left(\frac{9(\Gamma_4^0)^2}{1 - 2a \log P} \right) \right) - \frac{4! K_{d+1}}{36 \times 8} \left(\frac{3\Gamma_4^0}{1 - 2a \log P} \right)^2 \right)\end{aligned}\quad (29)$$

Here the first term is $\mathcal{O}(r^2)$, hence small. The second term is standard quadratic term with fluctuation corrections. Third term, describes the appropriate physics of this problem. The coefficient of the quartic term contains three terms. First one is a constant and can take both positive and negative but small value. Now there is a competition between the second and the third term. The second term tries to make it positive while the third term tries to make it negative. However unless γ_2^0 is sufficiently large negative number, coefficient of the quartic term is positive in the parameter regime of our interest.

Possibility of a first order transition: To have a phase transition the following equation must be satisfied,

$$\frac{\partial F}{\partial P} = rP + \frac{1}{3!}(\Gamma_4 + \Delta_4)P^3 = 0 \quad (30)$$

For positive $r \approx 0$, the above equation can be satisfied only if $\Gamma_4 + \Delta_4$ is negative. Corresponding value of P is given as

$$P_0 = \exp \left(\frac{1}{2a} + \frac{9K_{d+1}(\Gamma_4^0)^2}{12a\gamma_2^0} \right) = \exp \frac{1}{2a} (1 + \mu) \quad (31)$$

Where μ is defined as

$$\mu = \frac{9K_{d+1}(\Gamma_4^0)^2}{6\gamma_2^0} \quad (32)$$

Since $|\mu| \gg 1$, $\gamma_2^0 > 0$ corresponds to very large value of P_0 , which essentially excludes the possibility of a first order transition. In this case there will be a second order transition at some $r < 0$. On the other hand, $\gamma_2^0 < 0$ corresponds to finite value of P_0 and there is a possibility of a first order transition at some positive value r_0 of the non-thermal parameter r . As $r \sim P^2$, $r_0 \sim \exp \frac{1}{a} (1 + \mu)$. At these point we emphasize that there is a possibility of weak first order transition in bosonic systems with dynamical exponent $z = 1$ near mean field quantum critical point (like SrTiO_3 , KTaO_3 etc.), as a result of order parameter fluctuations at zero temperature. These system then can show weak tendency of phase separation as claimed in some recent experiment [5]. We need more experimental results to conclude something definite. Now we should discuss how the non-zero value of order parameter at the transition point near such quantum first order transition survives at finite temperature. If we consider thermal fluctuations at Gaussian level and neglect temperature dependencies of the vertices then thermal corrections to r and $P^2 \sim T^2$ and P_0^2 should vanish above a temperature $T \sim \exp \frac{1}{2a} (1 + \mu)$. However the parquet equations for vertices and hence the form of fluctuation renormalized free energy should get changed at finite temperature. In the next section we will discuss the finite temperature case in detail.

4. Free energy at finite temperature:




Figure 3. Diagrammatic representation of gap renormalization up-to one loop.

Here we will consider our system to be near mean field quantum critical point with a zero temperature negative gap(i. e. $r = -r_0$, $r_0 \geq 0$). Near $r_0 = 0$ the zero temperature gap attains a finite temperature value $r(T)$ as follows.

$$\begin{aligned} r(T) &= -r_0 + \left(\frac{u}{2} + \frac{v}{6}\right)T \int_0^T \frac{q^2 dq}{q^2} \\ &= -r_0 + K_d \left(\frac{u}{2} + \frac{v}{6}\right)T^2 \end{aligned} \quad (33)$$

Here thermal fluctuations are taken at Gaussian level and the above expression for $r(T)$ without any correction to four point vertices predicts a second order transition with a transition temperature $T_c \sim \sqrt{r_0}$. Now we will look at the correction to four point vertices. Using the same procedure as used for zero temperature case, we will deduce parquet equations for four point vertices and hence free energy at finite temperature. At $T \neq 0$, fluctuation corrections to the four point vertices takes the form

$$\begin{aligned} \delta u &\sim -u^2 T \int_0^\Lambda d^d q G^2(q, \omega_n = 0) \\ &\sim -u^2 K_d \frac{T}{(r(T) + (u/2 + v/6)P^2)^{\frac{1}{2}}} \text{ at } q = 0 \text{ in } d = 3 \end{aligned} \quad (34)$$

Near critical point $r(T) \sim r + K_d(u/2 + v/6)T^2$, so at finite temperature, we can define our parquet variable as

$$x = \frac{T}{(r + (u/2 + v/6)(P^2 + K_d T^2))^{\frac{1}{2}}} \quad (35)$$

This tells,

$$P^2 = \left(\frac{T^2}{x^2} - r \right) \frac{1}{(u/2 + v/6)} - K_d T^2 \quad (36)$$

In this case fluctuation corrections to free energy in terms of γ_1 and γ_2 (equation [19]) becomes,

$$\begin{aligned} I_{fluc} = & -\frac{1}{4!} \int_{\frac{T}{(r + \frac{\gamma_1}{6}(P^2 + K_d T^2))^{\frac{1}{2}}}}^{\frac{T}{(r + \frac{\gamma_1}{6}(P^2 + K_d T^2))^{\frac{1}{2}}}} \left(\frac{T^2/x^2 - r}{\gamma_1/6} - K_d T^2 \right)^2 \frac{d}{dx} \gamma_2(x) dx \\ = & T \left[\left(r + \frac{\gamma_1}{6} K_d T^2 \right)^{\frac{3}{2}} - \left(r + \frac{\gamma_1}{6} (P^2 + K_d T^2) \right)^{\frac{3}{2}} \right] \\ & + r^2 \left[\left(r + \frac{\gamma_1}{6} K_d T^2 \right)^{-\frac{1}{2}} - \left(r + \frac{\gamma_1}{6} (P^2 + K_d T^2) \right)^{-\frac{1}{2}} \right] \\ & + T^4 \gamma_2^2 \left[\left(r + \frac{\gamma_1}{6} K_d T^2 \right)^{-\frac{1}{2}} - \left(r + \frac{\gamma_1}{6} (P^2 + K_d T^2) \right)^{-\frac{1}{2}} \right] \\ & - T r \left[\left(r + \frac{\gamma_1}{6} K_d T^2 \right)^{\frac{1}{2}} - \left(r + \frac{\gamma_1}{6} (P^2 + K_d T^2) \right)^{\frac{1}{2}} \right] \\ & + 2r T^2 \gamma_2 \left[\left(r + \frac{\gamma_1}{6} K_d T^2 \right)^{-\frac{1}{2}} - \left(r + \frac{\gamma_1}{6} (P^2 + K_d T^2) \right)^{-\frac{1}{2}} \right] \\ & + T^4 \gamma_2 \left[\left(r + \frac{\gamma_1}{6} K_d T^2 \right)^{-\frac{1}{2}} - \left(r + \frac{\gamma_1}{6} (P^2 + K_d T^2) \right)^{-\frac{1}{2}} \right] \end{aligned} \quad (37)$$

In performing the above integral x -dependence of Γ_4 and Δ_4 are neglected. For systems near $r \rightarrow 0$ limit, retaining only the terms lowest order in T and r , free energy can be truncated as

$$\begin{aligned} F = & \frac{1}{2} r P^2 + P^4 \left(\frac{\Gamma_4 + \Delta_4}{4!} \right) + T \left[\left(r + K_d \left(\frac{\Gamma_4}{2} + \frac{\Delta_4}{6} \right) T^2 \right)^{\frac{3}{2}} \right. \\ & \left. - \left(r + \left(\frac{\Gamma_4}{2} + \frac{\Delta_4}{6} \right) (P^2 + K_d T^2) \right)^{\frac{3}{2}} \right] \end{aligned} \quad (38)$$

For small r and T , the third term is of the $\mathcal{O}(T^4)$, hence negligible. Thus free energy at the leading order can be truncated as

$$F = \frac{1}{2} r P^2 + P^4 \left(\frac{\Gamma_4 + \Delta_4}{4!} \right) - T \left(\frac{\Gamma_4}{2} + \frac{\Delta_4}{6} \right)^{\frac{3}{2}} P^3 \quad (39)$$

A finite temperature version of equation [27], i.e. asymptotic form of the self consistent equation for γ_1 , one of the important combinations of four point vertices reads

$$\gamma_1 = \frac{6\Gamma_4^0}{1 - \frac{6aT}{(\gamma_1(P^2 + K_d T^2))^{1/2}}} \quad (40)$$

Solution of the above equation tells

$$\gamma_1 = 0, \frac{18a^2 T^2 + K_d \Gamma_4^0 T^2 + \Gamma_4^0 P^2 \pm 6aT \sqrt{9a^2 T^2 + \Gamma_4^0 P^2 + \Gamma_4^0 K_d T^2}}{P^2 + K_d T^2} \quad (41)$$

In deriving equations at finite temperature we have limited ourselves in the low temperature region i.e. a^2T^4 is neglected compared to K_dT^2 . Moreover γ_1 should decrease at nonzero P and should go towards it's bare value with increasing P . Hence only possibility remains,

$$\gamma_1 \approx \Gamma_4^0 - \frac{6a\sqrt{\Gamma_4^0}T}{\sqrt{P^2 + K_dT^2}} \quad (42)$$

and from equation[28]

$$\gamma_2 = \gamma_2^0 + \left(\frac{2\Gamma_4^0}{3} + \frac{2a\sqrt{\Gamma_4^0}T}{\sqrt{P^2 + K_dT^2}} \right) \quad (43)$$

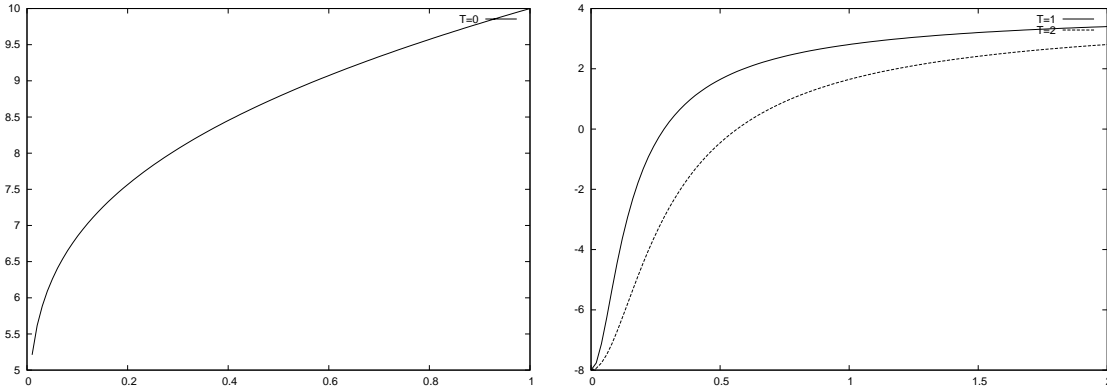


Figure 4. Asymptotic evolutions of γ_1 with P at $T = 0$ and $T \neq 0$ respectively. For the zero temperature curve parameter values are $3\Gamma_4^0 = 10$ and $2a = 0.2$. In the second plot two curves are drawn at two different temperatures with $\Gamma_4^0 = 4$, $a = 0.2$ and $K_d = 0.1$. Upper one is at $T = 1$ and the lower one is at $T = 2$ in some arbitrary scale.

Free energy at nonzero T : Again using the asymptotic behavior of the four point vertices[42] and using equation [39], we can write the following asymptotic expression for the free energy at non zero temperature

$$F = \frac{r(T)}{2}P^2 + \frac{P^4}{4!} \left(\gamma_2^0 + \left(\frac{2\Gamma_4^0}{3} + \frac{2a\sqrt{\Gamma_4^0}T}{\sqrt{P^2 + K_dT^2}} \right) \right) - TP^3 \left(\frac{\Gamma_4^0}{6} - \frac{a\sqrt{\Gamma_4^0}T}{\sqrt{P^2 + K_dT^2}} \right)^{\frac{3}{2}} \quad (44)$$

Gap renormalization up-to one loop (figure [3]) at finite temperature near $r = 0$, tells,

$$r(T) = -r_0 + K_d \left(\frac{\Gamma_4^0}{6} - \frac{a\sqrt{\Gamma_4^0}T}{\sqrt{P^2 + K_dT^2}} \right) T^2 \quad (45)$$

Neglecting the term of $\mathcal{O}(T^{-3})$ in the coefficient of P^2 , the expression for free energy becomes

$$F = \frac{1}{2} \left(-r_0 + \frac{K_d\Gamma_4^0}{6}T^2 \right) P^2 + \frac{1}{4!}P^4 \left(\gamma_2^0 + \left(\frac{2\Gamma_4^0}{3} + \frac{2a\sqrt{\Gamma_4^0}T}{\sqrt{P^2 + K_dT^2}} \right) \right)$$

$$- \Gamma_4^0 T P^3 \left(\frac{1}{6} - \frac{3aT}{2\sqrt{\Gamma_4^0(P^2 + K_d T^2)}} \right) \quad (46)$$

In the limit $P^2 \gg K_d T^2$, it takes the form

$$F = \frac{1}{2}(-r_0 + \frac{K_d \Gamma_4^0}{6} T^2 + \frac{3aT^2 \sqrt{\Gamma_4^0}}{2}) P^2 - \frac{T}{6} P^3 (\Gamma_4^0 - \frac{a}{2} \sqrt{\Gamma_4^0}) + \frac{(\frac{2\Gamma_4^0}{3} + \gamma_2^0)}{4!} P^4 \quad (47)$$

Possibility of first order transition: The above equation tells that, the solution of the equation $\frac{\partial F}{\partial P} = 0$ will result a nonzero value of $P_0 \sim T_0$, even if $\gamma_2^0 > 0$. Here T_0 is the second order transition temperature for mean field theory. Since near QCP, $T_0 \sim \sqrt{r_0}$, P_0 is also $\sim \sqrt{r_0}$. If we compare this results with that of the zero temperature one, we see that in both cases first order transitions is certainly weak. But in case of finite temperature the spontaneous jump in order parameter $\sim \sqrt{r_0}$ and since r_0 is the smallest scale in this system, first order transition as a result of order parameter fluctuations at finite temperature near mean field QCP is weaker than that of zero temperature. Possible reason of such a result will be discussed in the next section.

5. Discussions

First order transition due to order parameter fluctuations is a well studied problem in classical phase transitions[12][13][14][15]. We readdress the problem in case of quantum phase transitions at low temperature ferroelectrics and an attempt to connect this theory to some materials, namely quantum paraelectrics (e. g. SrTiO_3 , KTaO_3) is discussed in this paper. To capture the basic physics behind the fluctuation induced first order transitions, one needs to study the effects of fluctuations on the proper four point vertices. Bare perturbation calculation in this system shows vertex corrections to be logarithmically singular at zero temperature. Hence some tools like renormalization group or it's equivalent e. g. parquet re-summation technique should be called for. We use the later procedure to derive recursion relations for four point vertices. Here we work with a non-zero value of polarization and the renormalized vertices crucially depends on it. Using those relations expressions for free energy suitable for describing transitions at zero temperature and at finite temperature are derived. Finding the exact solutions of those recursion relations as well as the behavior of free energy is a detailed numerical task and this type of numerical calculations have been done by Gadekar and Ramakrishnan[10] long ago. We avoid such numerics and concentrate on analytic discussions at various simplified asymptotic limits. Such analytic calculations predict a weak first order transition above mean field quantum critical point. Relevant quantities like transition temperature and jump in order parameter are small but finite. We mostly concentrate on phenomena near a *would be quantum critical point* predicted by a mean field theory. We found stronger possibility of first order transitions at $T = 0$ than that of any other finite temperature transition near QCP. In a fluctuation theory

without taking into the effects of nonzero order parameter into account, fluctuations drive a second order transition towards the first order one. Since a system at finite temperature has a lower effective dimension than it has at zero temperature, possibility of occurrence of a first order transition is stronger at finite temperature. Again in a system, stronger the possibility of first order transition, stronger is the possibility of a acquiring non-zero value of order parameter near the transition point. Keeping this in mind we put a non-zero value of P in vertex corrections. Then it is found that P tries to suppress fluctuations and there is a competition between them. In such a scenario we found that exploiting the logarithmic singularity in the vertex corrections, the zero temperature system is able to gain a finite possibility to undergo a first order transition near mean field QCP while the finite temperature one fails to do so. Our analysis at finite temperature strongly requires the vicinity of a QCP. Analytic calculations beyond the limitations imposed by such assumption is left for future work. Moreover our work is valid for constant pressure case where strain effects are completely integrated out. One can consider a situation where system volume is constant and a proper quantum generalization of such case [16] should certainly be studied seriously. However this work is an analytic description of fluctuation induced first order transitions near mean field QCP. Formalism presented here is quite general in context of certain class of quantum phase transitions with possible realizations in the materials like SrTiO_3 and KTaO_3 .

Acknowledgment

We are really grateful to Prof. T. V. Ramakrishnan for his constant encouragement in this problem and providing us a copy of the unpublished PhD Thesis of Dr. S. N. Gadekar.

References

- [1] Muller K A and Burkard H, PRB 19, 3593 (1979)
- [2] Roussev and Millis A J, PRB 67, 014105 (2003)
- [3] Das N and Mishra S G, J. Phys.: Cond. Mat 21, 095901 (2009)
- [4] Palova, Chandra P and Coleman P, arXiv:0803.1517, (2008)
- [5] Taniguchi, Itoh, and Yagi, PRL 99, 017602 (2007)
- [6] Samara G, Phys. Rev. 151, 378-386, (1966)
- [7] Lemanov, Smirnova, Syrnikov, and Tarakanov, PRB 54, 3151 (1996)
- [8] Gadekar S N and Ramakrishnan T V, J Phys C: Solid St. Phys. 13, L957 (1980)
- [9] Amit D J, Field theory, the renormalization group, and critical phenomena
- [10] Gadekar S N PhD Thesis(unpublished), Dept. of Physics, IIT, Kanpur (1977)
- [11] Polyakov A M, JETP 30, 151 (1970)
- [12] Larkin A I and Pikin S A, JETP 29, 891 (1969)
- [13] Lyuksyutov I F and Pokrovskii V L, JETP Lett 21, 9 (1975)
- [14] Rudnick J, PRB 18, 1406, (1978)
- [15] Jacobson H H and Amit D J, Annals of Physics, 133, 57 (1981)
- [16] Bergman D J, Halperin B I, PRB 13, 2145 (1976)