

Quarkonia studies with early ATLAS data

Sue Cheatham on behalf of the ATLAS Collaboration

Department of Physics, Lancaster University, Lancaster, LA1 4YB, UK.

Abstract. Studies of the production rates and properties for various charmonium and bottomonium states will have a decisive role in the understanding of the ATLAS detector with early data, and will also give an insight into the QCD production models.

1. Introduction

Amongst the first physics results of the ATLAS detector at LHC [1] will be an analysis of J/ψ and Υ production. Even at low luminosity ATLAS will quickly start improving on current quarkonia measurements providing world leading results with around 10 pb^{-1} of data. The narrow quarkonia resonances will also be used as tools for alignment and calibration of the trigger and tracking systems.

2. First data commissioning

The narrow quarkonia resonances will be used to gain understanding of first physics performance measurements. Trigger validation, performance and efficiency studies will take place, allowing optimisation of trigger parameters such as thresholds and prescale factors.

Mass shifts of J/ψ in physics variables can detect effects in different parts of the detector. Preselection cuts ensure that the decay kinematics of the J/ψ are particularly favorable for magnetic field studies since the muons from J/ψ have large boosts and small opening angle, so magnetic field effects are not smeared out. Di-muons from Υ have large opening angles which allows more accurate vertexing, useful for alignment studies.

Both muons from the J/ψ have generally low p_T . These complement the muon samples from Z decays which have p_T above 20 GeV . We expect 1 pb^{-1} (~ 1 day) muon stream early ATLAS data, to yield around 17,000 J/ψ and 20,000 $\Upsilon(1S)$ before trigger. In comparison we only expect 400 $Z \rightarrow \mu\mu$ events with 1 pb^{-1} .

CDF and D0 extensively and successfully used quarkonia mass shifts to disentangle various detector effects but it took many years at the Tevatron to collect sufficient statistics across a range of variables to allow for proper correction and alignment leading to a detailed understanding of various detector effects.

3. Observation of prompt quarkonium production in ATLAS

The dimuon mass resolutions at ATLAS are expected to be approximately 54 MeV (J/ψ) and 170 MeV (Υ). The main expected sources of background are indirect J/ψ from B-decays, the continuum of muons from heavy flavour decays, Drell-Yan and decays in flight of K^\pm and π^\pm . Figure 1 shows the reconstructed invariant mass distribution in the J/ψ and Υ region for the di-muon dataset for an integrated luminosity of about 10 pb^{-1} . The background is suppressed

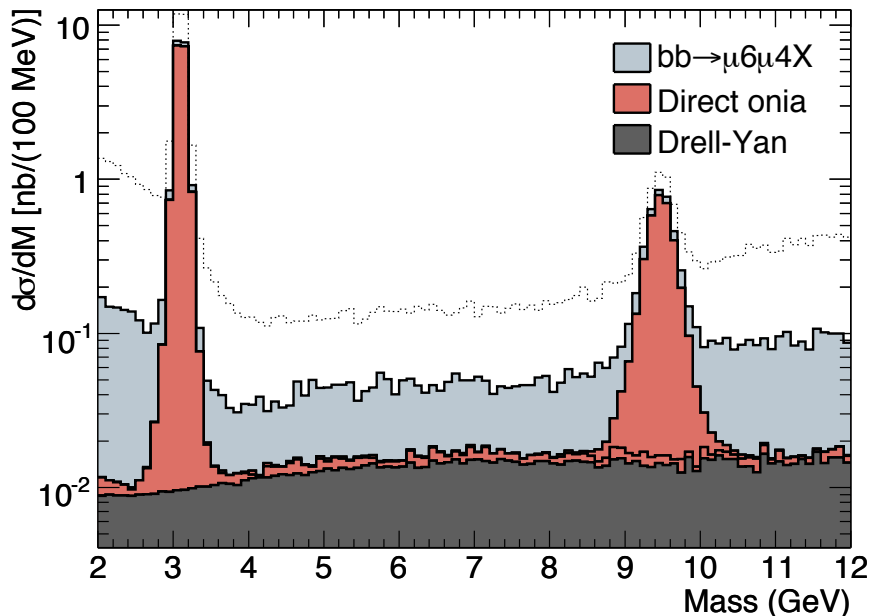


Figure 1. Sources of low invariant mass di-muons, after background suppression cuts. The dotted line shows the background level before vertexing and proper-time cuts. [2]

with vertexing and impact parameter cuts on the muons and a pseudo-proper time cut on the reconstructed quarkonium candidate.

4. Separation of prompt and indirect J/ψ

The radial displacement, L_{xy} , of the two-track vertex from the beamline is used to distinguish between prompt and non-prompt J/ψ .

Pseudo-proper time t_0 is defined by:

$$t_0 = \frac{L_{xy} \cdot M_{J/\psi}}{p_T(J/\psi) \cdot c} \quad (1)$$

where $M_{J/\psi}$ and $p_T(J/\psi)$ represent the J/ψ invariant mass and transverse momentum, c is the speed of light in vacuum, and L_{xy} is the measured transverse decay length (the displacement in the transverse $x - y$ plane traversed by the J/ψ from the primary vertex).

Prompt J/ψ have a zero pseudo-proper time whereas non-prompt J/ψ primarily come from B-hadron decays with an exponentially decaying pseudo-proper time distribution due to the lifetime of the parent B-hadrons. The distribution shown in Figure 2a is very powerful since a simultaneous fit gives access to a number of important measurements, such as the detector resolution in t_0 , relative yields of prompt and non-prompt J/ψ , and effective average lifetime of B hadrons.

A pseudo-proper time cut of less than 0.2 ps allows one to retain prompt J/ψ with an efficiency of 93% and a purity of 97% as shown in Figure 2b.

5. Misalignment and material monitoring

An important ongoing activity is the analysis of the effects of various types of deformations on the parameters of quarkonia resonances such as mass and pseudo-proper lifetime. A key part

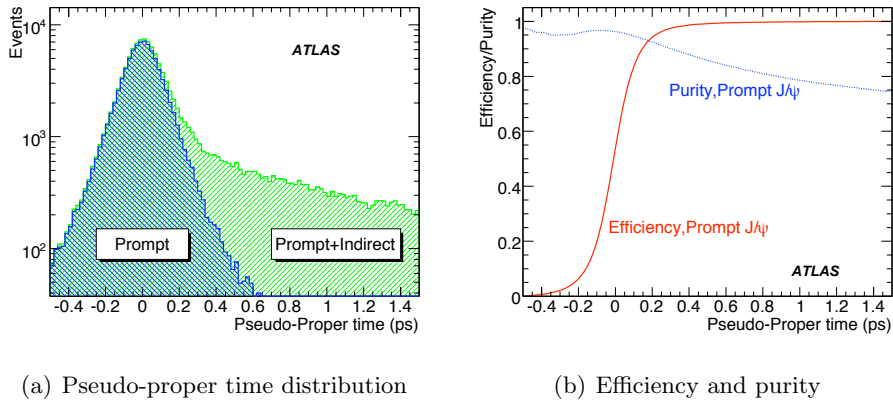


Figure 2. (a) Pseudo-proper time distribution for reconstructed prompt J/ψ and the indirect B-decay J/ψ candidates. (b) Efficiency (solid red line) and purity (dotted blue line) for prompt J/ψ candidates as a function of the pseudo-proper time cut. [2]

of this effort is the development of a monitoring tool, capable of demonstrating the success (or otherwise) of the alignment procedure.

Another ongoing activity is the material mapping of the ATLAS Inner Detector. Incorrect accounting of material can cause biases that can be detected as systematic shifts in the measured mean value of the J/ψ mass. In ATLAS we have developed a fast and efficient method for electron bremsstrahlung recovery, based on the dynamical adjustment of the “system noise” term in the Kalman covariance matrix, once a bremsstrahlung like behavior has been detected. This is called Dynamic Noise Adjustment (DNA). The output of the Kalman DNA Fitter, position and intensity of the bremsstrahlung, can be used for material monitoring in the Inner Detector, since the probability of bremsstrahlung increases with increased material thickness.

6. Polarisation measurement

Different QCD production models predict different spin alignment dependence with p_T . There is little agreement between the models, and indeed between measurements, especially at low p_T .

The decay angle θ^* is defined as the angle between positive muon direction in the quarkonium rest frame and quarkonium direction in the lab frame. Distribution of the decay angle depends on polarisation state. Without considering spin alignment, the decay angle distribution is flat. For J/ψ with fully transverse polarisation, spin alignment is described by $1 + \cos^2 \theta^*$, whereas J/ψ with fully longitudinal polarisation, spin alignment is described by $1 - \cos^2 \theta^*$. When the two muons forming a quarkonium state have similar p_T the decay angle θ^* tends to be small. As the decay angle opens, one muon tends to have a higher p_T , the other a lower p_T .

In Tevatron studies of J/ψ polarisation measurement a dimuon trigger was used, which limited the acceptance to the case where both muons have reasonably high p_T and the decay angle is limited to the range ± 0.6 . ATLAS proposes to use not only a di-muon trigger, but also a single muon trigger with a 10 GeV threshold. The single 10 GeV muon trigger will allow events to be picked up at large decay angle, θ^* , combining the triggered muon with a reconstructed track ($p_T > 500$ MeV) offline to form a quarkonium candidate with improved acceptance.

Areas with geometrical acceptances close to 100%, as well as overlap measurements between the single and dimuon samples can be used for cross-normalisation of the two samples.

The di-muon and single muon samples are separately corrected for efficiencies and acceptances. High p_T data in both samples have 100% acceptance which is used for cross-

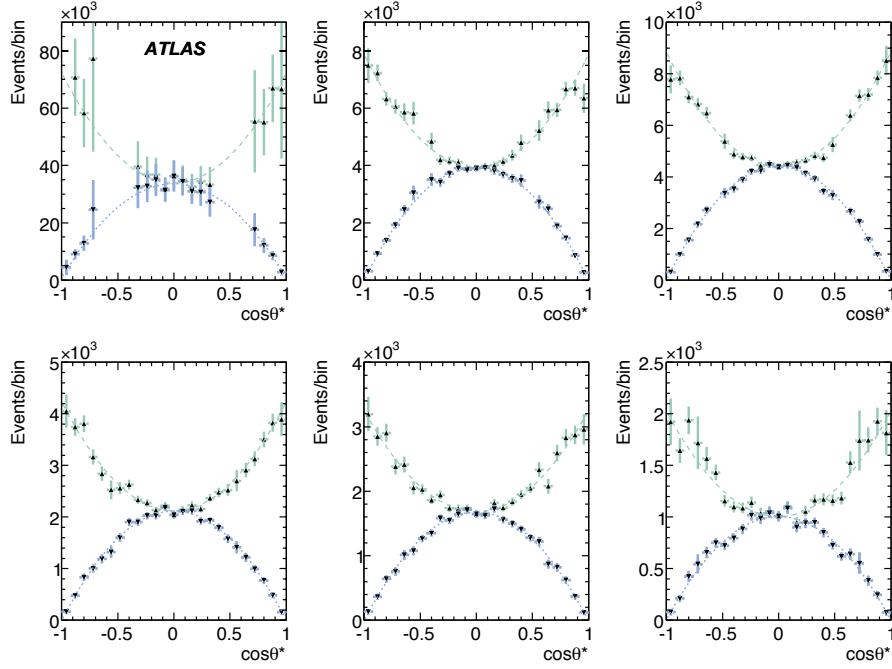


Figure 3. Combined and corrected distributions in polarisation angle $\cos \theta^*$, for longitudinally (dotted lines) and transversely (dashed lines) polarised J/ψ mesons, in slices of J/ψ p_T : left to right, top to bottom $9 - 12$ GeV, $12 - 13$ GeV, $13 - 15$ GeV, $15 - 17$ GeV, $17 - 21$ GeV, above 21 GeV. [2]

normalisation and combination. Figure 3 shows distribution of the reconstructed samples, corrected for acceptances and efficiencies, for two extreme polarisation scenarios. Good agreement is achieved with simulated samples.

With an integrated luminosity of just 10 pb^{-1} , ATLAS aims to measure the polarisation of prompt vector quarkonium states to far higher transverse momenta than previous experiments, with extended coverage in decay angle.

7. References

- [1] ATLAS Collaboration, G Aad et al “*The ATLAS Experiment at the CERN Large Hadron Collider,*” [JINST 3 (2008) S08003]
- [2] ATLAS Collaboration, G Aad et al “*Heavy quarkonium physics with early ATLAS data,*” [ATL-PHYS-INT-2008-017] and in “*Expected Performance of the ATLAS Experiment – Detector, Trigger and Physics,*” CERN-OPEN-2008-020, Geneva (2008).