

The crucial role of CLEO-c in the measurement of γ

C M Thomas^{1,2} on behalf of the CLEO collaboration

¹ University of Oxford, Denys Wilkinson Building, Oxford, OX1 3RH, UK

² Science and Technology Facilities Council, Rutherford Appleton Laboratory, Harwell Science and Innovation Campus, Didcot, OX11 0QX, UK

E-mail: c.thomas2@physics.ox.ac.uk

Abstract. The most sensitive method to measure the CKM angle γ is to exploit interference in $B^\pm \rightarrow DK^\pm$ decays, with the D -meson decaying to a hadronic final state. The analysis of quantum-correlated decays of the $\psi(3770)$ at CLEO-c provides invaluable information on the strong-phase difference between the D^0 and $\overline{D^0}$ across the Dalitz plane. Results from analyses of the decays $D \rightarrow K^0 \pi^+ \pi^-$ and $D \rightarrow K^0 K^+ K^-$ will be presented.

1. Introduction

The angle γ is currently the least precisely known of the CKM angles of the unitarity triangle. The average value of γ obtained from direct measurements is $70_{-29}^{+27^\circ}$ [1]. A theoretically clean strategy to extract γ is to exploit the interference between $B^\pm \rightarrow D^0 K^\pm$ and $B^\pm \rightarrow \overline{D^0} K^\pm$ decays in which the D^0 and $\overline{D^0}$ decay to the same final state F [2]. This method requires precise knowledge of how the strong-phase difference between the D^0 and $\overline{D^0}$ varies across the Dalitz plane. Quantum-correlated data from CLEO-c provide a unique opportunity to measure this variation. This paper describes the procedure used when F is either $K^0 \pi^+ \pi^-$ or $K^0 K^+ K^-$, collectively denoted $K^0 h^+ h^-$. The strong phase distribution for $D^1 \rightarrow K^0 \pi^+ \pi^-$ is in general different to that for $D \rightarrow K^0 K^+ K^-$, but the formalism is the same.

2. Determination of γ with $B^\pm \rightarrow D(K^0 h^+ h^-) K^\pm$

The expression for the decay amplitude of $B^\pm \rightarrow D(K^0 h^+ h^-) K^\pm$ is:

$$A(B^\pm \rightarrow D(K^0 h^+ h^-) K^\pm) \propto f_D(x, y) + r_B e^{i(\delta_B \pm \gamma)} f_D(y, x) \quad (1)$$

where $r_B \sim 0.1$ is the ratio of the magnitudes of the amplitudes of suppressed and favoured $B^\pm \rightarrow DK^\pm$ decays [1], δ_B is the CP-invariant strong-phase difference between interfering B^\pm decays, x and y are the squared invariant masses $m^2(K^0 h^+)$ and $m^2(K^0 h^-)$ respectively and $f_D(x, y) \equiv |f_D(x, y)| e^{i\delta_D(x, y)}$ is the D -decay amplitude. Neglecting CP violation, the square of A contains the *strong-phase difference* term $\Delta\delta_D \equiv \delta_D(x, y) - \delta_D(y, x)$. In order to extract γ from the difference in B^\pm decay rates across the Dalitz plane, $\Delta\delta_D$ must be determined.

Previous studies have modelled the D decay using several intermediate two-body resonances [3, 4]. This introduces a model systematic uncertainty of $7 - 9^\circ$ to the value of γ which is likely to be the main limitation at future b-physics experiments.

¹ Henceforth, D indicates either D^0 or $\overline{D^0}$

An alternative approach, which is the subject of the remainder of this paper, is to use external information on the strong-phase difference in a binned fit to the distribution of events across the Dalitz plane [2]. A good choice of binning is to divide the Dalitz plane into regions of similar $\Delta\delta_D$ [5] based on a model of the D -decay. An incorrect model will not bias the measurement of γ , but will reduce the statistical precision. An example of a particular binning, for $K_S^0\pi^+\pi^-$, is given in Figure 1. This uses a model from Ref. [6].

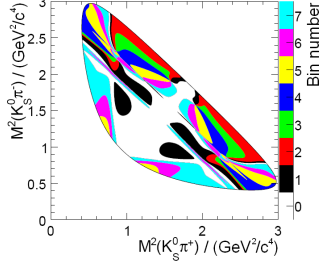


Figure 1. The strong-phase difference for $K_S^0\pi^+\pi^-$, binned uniformly in eight bins of $\Delta\delta_D$

The Dalitz plot is binned symmetrically about $y = x$; bins below this axis are numbered i and those above $-i$. The number of events in the i^{th} bin of the $D \rightarrow K_S^0 h^+ h^-$ Dalitz plot in the decay $B^\pm \rightarrow D(K_S^0 h^+ h^-) K^\pm$ is dependent upon c_i and s_i which are the average cosine and sine of the strong-phase difference across the i^{th} bin [2].

3. Determination of $\Delta\delta_D$ with quantum-correlated decays of the $\psi(3770)$

The D -mesons are quantum-correlated with an overall CP of -1, so knowledge of the CP state of one of the pair reveals the CP state of the other. When one D decays to $K^0 h^+ h^-$, the decay product of the other D is denoted the opposite-side tag.

Define K_i as the number of events in the i^{th} bin of the flavour-tagged $K_S^0 h^+ h^-$ Dalitz plot. c_i and s_i can then be expressed as:

$$c_i \equiv \frac{a_D^2}{\sqrt{K_i K_{-i}}} \int_i |f_D(x, y)| |f_D(y, x)| \cos[\Delta\delta_D(x, y)] dx dy \quad (2)$$

and

$$s_i \equiv \frac{a_D^2}{\sqrt{K_i K_{-i}}} \int_i |f_D(x, y)| |f_D(y, x)| \sin[\Delta\delta_D(x, y)] dx dy \quad (3)$$

where a_D is a normalization factor. Analogous quantities, denoted K'_i , c'_i and s'_i , exist for $K_L^0 h^+ h^-$. To first order, $c'_i = c_i$ and $s'_i = s_i$, but there are second-order differences due to doubly Cabibbo suppressed contributions to the $D \rightarrow K_L^0 h^+ h^-$ decay amplitude.

$c_i^{(\prime)}$ can be determined from CP-tagged D decays to $K^0 h^+ h^-$. The number of events in the i^{th} bin of a $K_{S(L)}^0 h^+ h^-$ Dalitz plot, where the opposite-side tag is a CP eigenstate, is given by:

$$M_i^{(\prime)\pm} = h_{CP\pm}^{(\prime)} (K_i^{(\prime)} \pm (-1)^p 2c_i^{(\prime)} \sqrt{K_i^{(\prime)} K_{-i}^{(\prime)}} + K_{-i}^{(\prime)}) \quad (4)$$

where $h_{CP\pm}^{(\prime)}$ is a normalization factor, $p = 0$ for $K_S^0 h^+ h^-$ and 1 for $K_L^0 h^+ h^-$.

In order to determine $s_i^{(\prime)}$, decays in which both D -mesons decay to $K^0 h^+ h^-$ are required. The number of events in the i^{th} Dalitz plot bin of $D \rightarrow K_S^0 h^+ h^-$ and the j^{th} of $D \rightarrow K_{S(L)}^0 h^+ h^-$ is:

$$M_{i,j}^{(\prime)} = h_{corr}^{(\prime)} (K_i K_{-j}^{(\prime)} + K_{-i} K_j^{(\prime)} - (-1)^p 2\sqrt{K_i K_{-j}^{(\prime)} K_{-i} K_j^{(\prime)}} (c_i c_j^{(\prime)} + s_i s_j^{(\prime)})) \quad (5)$$

where $h_{corr}^{(\prime)}$ is a normalization factor.

The parameters c_i , s_i , c'_i and s'_i are extracted by minimizing a maximum likelihood function based on the expected and observed values of $M_i^{(l)}$ and $M_{i,j}^{(l)}$. The quantities $(c_i - c'_i)$ and $(s_i - s'_i)$, predicted by the model, are used as a constraint in the fit. The consequences of variations in the predicted values are evaluated when assigning systematic errors.

4. Event Selection at CLEO-c

An integrated luminosity of (818 ± 8) pb $^{-1}$ of $\psi(3770) \rightarrow D^0 \bar{D}^0$ data were recorded at CLEO-c. The tags selected for $K^0 K^+ K^-$ and $K^0 \pi^+ \pi^-$ are shown in Tables 1 and 2 respectively. In order to maximize statistics, a large number of tags were selected. Approximately 23,000 events were selected for $K^0 \pi^+ \pi^-$ and approximately 1,900 for $K^0 K^+ K^-$. The $\Delta\delta_D$ bins mentioned earlier were appropriately populated using selected event yields.

K^\pm , π^\pm , π^0 and η particles were selected using kinematic and reconstruction quality criteria [7]. Suitable invariant mass cuts were used to select composite particles; for example, for the $\omega \rightarrow \pi^+ \pi^- \pi^0$ decay, the invariant mass of the $\pi^+ \pi^- \pi^0$ system was constrained to lie within 20 MeV of the nominal ω mass.

For tags containing a K_L^0 , a different approach was used, because $\sim 97\%$ of K_L^0 particles escape the CLEO-c detector. All other particles in the K_L^0 tag were reconstructed and the square of the missing mass, m_{miss}^2 , was computed. Events could then be accepted or rejected depending on where they lay on the m_{miss}^2 plane.

All raw yields were efficiency-corrected and background-subtracted. Flat backgrounds were estimated using sidebands and peaking backgrounds were estimated from Monte Carlo. The CLEO-c environment is clean; most backgrounds were low, between 1 and 10%.

Table 1. Tags selected for $K^0 K^+ K^-$

| Tag Group | Opposite-Side Tags |
|----------------------------------|--|
| $K_S^0 K^+ K^-$ vs CP+ | $K^+ K^-$, $\pi^+ \pi^-$, $K_S^0 \pi^0 \pi^0$, $K_L^0 \pi^0$, $K_L^0 \eta(\gamma\gamma)$, $K_L^0 \omega(\pi^+ \pi^- \pi^0)$, $K_L^0 \eta(\pi^+ \pi^- \pi^0)$, $K_L^0 \eta'(\pi^+ \pi^- \eta)$ |
| $K_S^0 K^+ K^-$ vs CP- | $K_S^0 \pi^0$, $K_S^0 \eta(\gamma\gamma)$, $K_S^0 \omega(\pi^+ \pi^- \pi^0)$, $K_S^0 \eta(\pi^+ \pi^- \pi^0)$, $K_S^0 \eta'(\pi^+ \pi^- \eta)$, $K_L^0 \pi^0 \pi^0$ |
| $K_S^0 K^+ K^-$ vs $K^0 h^+ h^-$ | $K_S^0 K^+ K^-$, $K_L^0 K^+ K^-$, $K_S^0 \pi^+ \pi^-$, $K_L^0 \pi^+ \pi^-$ |
| $K_S^0 K^+ K^-$ vs Flavour | $K^\pm \pi^\mp$, $K^\pm \pi^\mp \pi^0$ |
| $K_L^0 K^+ K^-$ vs CP+ | $K^+ K^-$, $\pi^+ \pi^-$, $K_S^0 \pi^0 \pi^0$ |
| $K_L^0 K^+ K^-$ vs CP- | $K_S^0 \pi^0$, $K_S^0 \eta(\gamma\gamma)$, $K_S^0 \omega(\pi^+ \pi^- \pi^0)$, $K_S^0 \eta(\pi^+ \pi^- \pi^0)$, $K_S^0 \eta'(\pi^+ \pi^- \eta)$ |
| $K_L^0 K^+ K^-$ vs $K^0 h^+ h^-$ | $K_S^0 \pi^+ \pi^-$ |
| $K_L^0 K^+ K^-$ vs Flavour | $K^\pm \pi^\mp$, $K^\pm \pi^\mp \pi^0$ |

Table 2. Tags selected for $K^0 \pi^+ \pi^-$

| Tag Group | Opposite-Side Tags |
|--------------------------------------|---|
| $K_S^0 \pi^+ \pi^-$ vs CP+ | $K^+ K^-$, $\pi^+ \pi^-$, $K_S^0 \pi^0 \pi^0$, $K_L^0 \pi^0$ |
| $K_S^0 \pi^+ \pi^-$ vs CP- | $K_S^0 \pi^0$, $K_S^0 \eta(\gamma\gamma)$, $K_S^0 \omega(\pi^+ \pi^- \pi^0)$ |
| $K_S^0 \pi^+ \pi^-$ vs $K^0 h^+ h^-$ | $K_S^0 \pi^+ \pi^-$, $K_L^0 \pi^+ \pi^-$ |
| $K_S^0 \pi^+ \pi^-$ vs Flavour | $K^\pm \pi^\mp$, $K^\pm \pi^\mp \pi^0$, $K^\pm \pi^\mp \pi^\pm \pi^\mp$, $K^\pm e^\mp \nu_e$ |
| $K_L^0 \pi^+ \pi^-$ vs CP+ | $K^+ K^-$, $\pi^+ \pi^-$ |
| $K_L^0 \pi^+ \pi^-$ vs CP- | $K_S^0 \pi^0$, $K_S^0 \eta(\gamma\gamma)$ |
| $K_L^0 \pi^+ \pi^-$ vs Flavour | $K^\pm \pi^\mp$, $K^\pm \pi^\mp \pi^0$, $K^\pm \pi^\mp \pi^\pm \pi^\mp$ |

5. Results for $D \rightarrow K^0 \pi^+ \pi^-$

Fit and predicted values of c_i and s_i for $D^0 \rightarrow K_S^0 \pi^+ \pi^-$ are shown in Figure 2. Systematic errors, including those taking into account variations in the model, are relatively small.

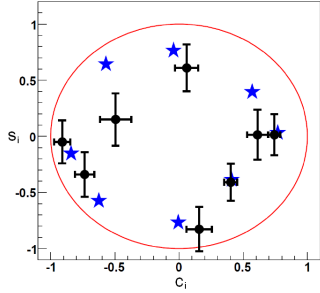


Figure 2. Fit results and model predictions for c_i and s_i for $D \rightarrow K_S^0 \pi^+ \pi^-$. Dots indicate fit results and stars indicate model predictions.

In order to understand the impact these results have on the γ measurement, a toy Monte Carlo study of $B^\pm \rightarrow DK^\pm$ was performed, with enough data so the statistical uncertainty associated with B decays was minimal. r_B , δ_B and γ were fit, with initial values respectively of 0.1, 130° and 60° . The uncertainty on γ which propagates through from the uncertainty on c_i and s_i was found to be 1.7° [7]. This is a large improvement on the current model-dependent determinations.

6. Preliminary Results for $D \rightarrow K^0 K^+ K^-$

Studies of $D \rightarrow K^0 K^+ K^-$ are ongoing. Combined $K_{(S,L)}^0 K^+ K^-$ CP-tagged Dalitz plots are shown in Figure 3 and exhibit striking differences; this is a consequence of the entanglement of the $D^0 \bar{D}^0$ system. $K_S^0 K^+ K^-$ against CP+ tags is in a CP- state, hence decays predominantly via $K_S \phi$. Similarly, $K_S^0 K^+ K^-$ against CP- tags mostly decays via $K_L^0 \phi$. The ϕ resonance is narrow so most points lie close to $m_{K^+ K^-}^2 = m_\phi^2$. This effect is not seen for the other CP-tagged data because the $K^0 \phi$ resonance is not present.

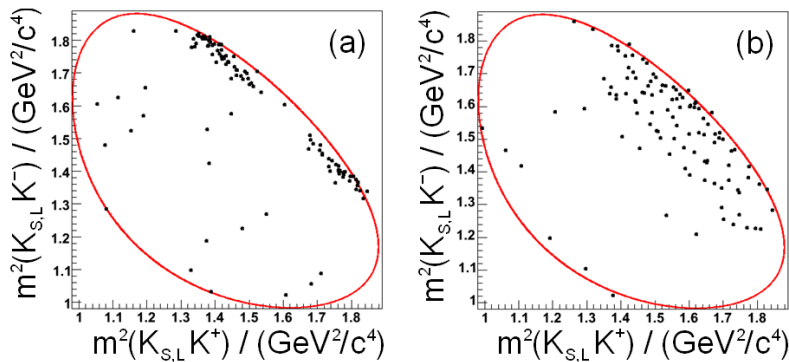


Figure 3. Dalitz plots for CP-tagged $K^0 K^+ K^-$. (a): $K_S^0 K^+ K^-$ vs CP+ and $K_L^0 K^+ K^-$ vs CP-. (b): $K_S^0 K^+ K^-$ vs CP- and $K_L^0 K^+ K^-$ vs CP+. Dots indicate data points. The physical Dalitz plot boundary is delimited by a solid line.

References

- [1] Charles J *et al.* (CKMfitter Group) 2005 *Eur. Phys. J. C* **41** 1
- [2] Giri A, Grossman Y, Soffer A and Zupan J 2003 *Phys. Rev. D* **68** 054018
- [3] Aubert B *et al.* (BaBar Collaboration) 2008 *Phys. Rev. D* **78** 034023
- [4] Abe K *et al.* (Belle Collaboration) 2008 (*Preprint hep-ex/0803.3375*)
- [5] Bondar A *et al.* 2006 *Eur. Phys. J. C* **47** 347
- [6] Aubert B *et al.* (BaBar Collaboration) 2005 *Phys. Rev. Lett. D* **95** 121802
- [7] Briere R A *et al.* (CLEO Collaboration) 2008 (*Preprint hep-ex/0903.1681*)