

Classical and Thermodynamic work fluctuations

Mamata Sahoo and A.M Jayannavar

Institute of Physics, Sachivalaya Marg, Bhubaneswar-751005, India

Abstract: We have studied the nature of classical work (W_c) and thermodynamic work (W) fluctuations in systems driven out of equilibrium both in transient and time periodic steady state. As the observation time of trajectory increases, we show that the number of trajectories which exhibit excursions away from the typical behaviour i.e., $W_c < 0$, $W < \Delta F$ and dissipated heat $Q < 0$ decreases as anticipated for macroscopic time scales. Analytical expressions for such trajectories are obtained. Trajectory for which $W_c < 0$ may not correspond to $W < \Delta F$ or $Q < 0$. The applicability of steady state fluctuation theorems are discussed in our linear as well as nonlinear models.

Key Words: Fluctuation phenomena, classical work and thermodynamic work

PACS numbers: 05.40.-a, 05.70.Ln, 05.40.Jc

Corresponding Author: A.M. Jayannavar

Email address : jayan@iopb.res.in

I. INTRODUCTION

Over last decade, nonequilibrium fluctuation theorems have attracted much interest. They provide relations for physical quantities such as work, heat and entropy in driven nonequilibrium systems, independent of the nature of driving [1-17]. The fluctuation relations are statements about the symmetry of the distributions of the physical quantities around zero and not around the maximum. These distribution functions exhibit finite weight for negative values for physical quantities of interest, which are usually rare and are related to transient second law violating contributions at microscopic length scales. Fluctuation theorems quantify the probability of those non-equilibrium trajectories, taken individually, violate some of the inequalities of the thermodynamics. For average quantities, these theorems lead to inequalities consistent with the second law of thermodynamics. In our present study, we are mainly concerned with Jarzynski Equality (JE) [10,11] for thermodynamic work (W) and Bochkov-Kuzovlev identity (BKI) for classical work (W_c)[14-17]. JE relates the nonequilibrium work done with equilibrium free energy difference ($\Delta F = F_B - F_A$) between two thermodynamic states. These two thermodynamic states are uniquely characterized by the initial (A) and final (B) values of the time dependent protocol. JE is given by

$$\langle e^{-\beta W} \rangle = e^{-\beta \Delta F}, \quad (1)$$

where W is the thermodynamic work. The angular bracket $\langle \dots \rangle$ denotes the average over an ensemble of realizations, starting from initial equilibrium configurations. W is defined as $W = \int_0^\tau \frac{\partial U(x,t)}{\partial t} dt$, where $U(x,t)$ is the effective potential of the system. Incidentally, the JE finds its counterpart in the relation known as Bochkov-Kuzovlev identity which has been proposed much earlier [14-17]

$$\langle e^{-\beta W_c} \rangle = 1 \quad (2)$$

where W_c is the classical work. If the potential is decomposed as $U(x,t) = U_0(x) + U_p(x,t)$, the classical work done over a time interval τ is defined as $W_c =$

$-\int_0^\tau \frac{\partial U_p(x,t)}{\partial x} \dot{x} dt$. For the validity of BKI, the initial equilibrium distribution must correspond to the time independent potential ($P_e(x_0) = Ne^{-\frac{U_0(x_0)}{k_B T}}$, N being the normalization constant). Seifert has shown that both JE and BKI are special cases of more general result, obtained within a framework that defines entropy production in nonequilibrium state [18,19]. When the internal energy of the system is defined by the bare Hamiltonian/potential, then classical work is defined as the work performed by the application of an external force that affects the system in a fixed landscape of the bare Hamiltonian. To define thermodynamic work, external time dependent perturbation is treated as the time dependent contribution to the internal energy of the system [20]. The work done by the system on the external bodies which produce a change in the Hamiltonian is known as thermodynamic work W . It turns out that W is more useful than W_c for the reconstruction of free energy landscapes. Using Jensen's inequality, from eqns. (1) and (2) it follows that $\langle W \rangle \geq \Delta F$, $\langle W_c \rangle \geq 0$, which are consistent with the physics at macroscopic scales. Observations of realizations wherein $W < \Delta F$ or $W_c < 0$ are treated as excursions away from the typical macroscopic behaviour. The finite time trajectories for which $W < \Delta F$, are sometimes referred to as transient second law violating trajectories [21]. In our work, we have also studied decrease in the number of such trajectories as a function of time of observations and some pertinent questions are raised. Nature of the fluctuations in W and W_c are studied in a nonlinear system exhibiting stochastic resonance(SR) [22-29]. Finally we have analyzed the validity of SSFT for W and W_c .

II. DRIVEN LINEAR SYSTEMS

A. Model

We consider a linear model, i.e., a overdamped Brownian particle in a one dimensional harmonic potential $U_0(x) = \frac{1}{2}kx^2$ in the presence of an external time dependent

potential $U_p = -Ax(t) \sin(\omega t + \phi)$, where A , ω are the amplitude, frequency of the external drive respectively and ϕ is an initial phase. The dynamics of the particle is described by the Langevin's equation [30]

$$\gamma \frac{dx}{dt} = -\frac{\partial U(x, t)}{\partial x} + \xi(t), \quad (3)$$

where $U(x, t) = U_0(x) + U_p(x, t)$. The random force field $\xi(t)$ is a zero mean Gaussian white noise, i.e., $\langle \xi(t)\xi(t') \rangle = 2D\delta(t - t')$, $D = \gamma k_B T$ is the noise strength of the medium. Here γ is the friction coefficient, k_B is the Boltzmann constant and T is the absolute temperature of the bath. In the following we use a dimensionless form of eqn.(3), namely

$$\frac{dx}{dt} = -\frac{\partial U(x, t)}{\partial x} + \xi(t), \quad (4)$$

All the calculated quantities are in dimensionless form.

B. Thermodynamic work distributions:

Thermodynamic work(W) done on the system by the external drive over a time t is given

$$W = -A\omega \int_0^t x(t') \cos(\omega t' + \phi) dt'. \quad (5)$$

The formal solution of eqn.(4) is

$$x(t) = x_0 \exp(-kt) + \int_0^t dt' \exp(-k(t - t')) [A \sin(\omega t' + \phi) + \xi(t')]. \quad (6)$$

Where x_0 is the initial coordinate of the particle. The initial distribution for x_0 is assumed to be the equilibrium canonical distribution,

$P_e(x_0) = \sqrt{\frac{k\beta}{2\pi}} \exp(-\frac{k\beta}{2}(x_0 - \frac{A}{k} \sin(\phi))^2)$. From eqns.(5) and (6), it follows that

thermodynamic work done is a linear functional of the Gaussian variable $\xi(t)$. Hence

the distribution $P(W)$ of work W is a Gaussian [31-33]. By a simple algebra one can evaluate $P(W)$ analytically. The full probability distribution $P(W)$ is given by

$$P(W) = \frac{1}{\sqrt{2\pi\sigma^2}} \exp \left[-\frac{(W - \langle W \rangle)^2}{2\sigma^2} \right] \quad (7)$$

where the analytical expressions for the mean thermodynamic work done($\langle W \rangle$) is given in Appendix-A. The variance $\sigma^2 = \langle W^2 \rangle - \langle W \rangle^2$ is given by

$$\langle W^2 \rangle - \langle W \rangle^2 = \frac{2}{\beta} \langle W \rangle + \frac{A^2}{k\beta} \sin^2(\omega t + \phi). \quad (8)$$

The thermodynamic work done over a time interval τ satisfies JE,

$$\langle e^{-\beta W} \rangle = e^{-\beta \Delta F} \quad (9)$$

where $\Delta F = -\frac{A^2}{2k} \sin^2(\omega\tau + \phi)$, is the free energy difference between two thermodynamic states with potentials $U(x_0) = \frac{1}{2}kx_0^2 - Ax_0 \sin(\phi)$ and $U(x, \tau) = \frac{1}{2}kx^2 - Ax(\tau) \sin(\omega\tau + \phi)$ respectively .

We further study the statistics of the thermodynamic work done, W , in the time asymptotic regime (i.e, in the limit $t \rightarrow \infty$). In this limit, probability distributions are time periodic with a period of magnitude $\frac{2\pi}{\omega}$. The average work done($\langle W_\tau \rangle$) over a time of observation τ in the time periodic steady state is

$$\begin{aligned} \langle W_\tau \rangle &= \lim_{t \rightarrow \infty} [\langle W(t + \tau) \rangle - \langle W(t) \rangle] \\ &= \frac{A^2 \omega^2 \tau}{2(k^2 + \omega^2)}. \end{aligned} \quad (10)$$

The variance(σ_τ^2) of W_τ averaged over a time of observation τ is given by

$$\begin{aligned} \sigma_\tau^2 &= \langle W_\tau^2 \rangle - \langle W_\tau \rangle^2 \\ &= \frac{2}{\beta} \langle W_\tau \rangle + \Delta(\tau) \end{aligned} \quad (11)$$

The analytical expression for $\Delta(\tau)$ is given in Appendix-C. The distribution for W_τ is Gaussian. However, it does not satisfy the fluctuation dissipation relation, namely

$\sigma_\tau^2 = \frac{2}{\beta} \langle W_\tau \rangle$ [4]. Hence SSFT is not valid over small time of observation. However, $\langle W_\tau \rangle$ is an extensive quantity in τ , whereas $\Delta(\tau)$ saturates to a finite value for $\tau \gg \frac{1}{k}$. For large τ , $\frac{2}{\beta} \langle W_\tau \rangle \gg \Delta(\tau)$ and the contribution of $\Delta(\tau)$ to the variance σ_τ^2 can be ignored in eqn.(11). Under this approximation SSFT holds. Here SSFT implies

$$\frac{P(W_\tau)}{P(-W_\tau)} = e^{\beta W_\tau} \quad (12)$$

C. Classical work distributions:

Classical work (W_c) done on the system by the external drive $A \sin(\omega t + \phi)$ over a duration of time t is given by [14,15]

$$\begin{aligned} W_c &= \int_0^t A \sin(\omega t' + \phi) \dot{x}(t') dt' \\ &= W + [A \sin(\omega t + \phi)x(t) - A \sin(\phi)x(0)] \end{aligned} \quad (13)$$

Note that classical work (W_c) differs from the thermodynamic work(W) by a boundary term. From eqns.(13) and (6) it follows that W_c is a linear functional of a Gaussian variable $\xi(t)$, consequently $P(W_c)$ is a Gaussian and is given by

$$P(W_c) = \frac{1}{\sqrt{2\pi\sigma_c^2}} \exp \left[-\frac{(W_c - \langle W_c \rangle)^2}{2\sigma_c^2} \right] \quad (14)$$

where $\langle W_c \rangle$ is the mean classical work done over a time interval t and σ_c^2 is the fluctuation or variance of W_c . These quantities can be evaluated analytically. The expression for average or mean classical work($\langle W_c \rangle$) is given in Appendix-B.

The variance in classical work (σ_c^2) over a transient time t is given by

$$\begin{aligned} \sigma_c^2 &= \langle W_c^2 \rangle - \langle W_c \rangle^2 \\ &= \frac{2}{\beta} \langle W_c \rangle \end{aligned} \quad (15)$$

To calculate W_c and σ_c^2 , we assumed initially the system to be in equilibrium with distribution $P_e(x_0) = \sqrt{\frac{k\beta}{2\pi}} e^{-\beta\frac{kx_0^2}{2}}$. The expression for $P(W_c)$ is consistent with BKI.

$$\langle e^{-\beta W_c} \rangle = 1. \quad (16)$$

The average classical work ($\langle W_{c\tau} \rangle$) done over a time of observation τ in the time periodic steady state, is given by

$$\langle W_{c\tau} \rangle = \frac{A^2 \omega^2 \tau}{2(k^2 + \omega^2)}, \quad (17)$$

which has the same magnitude as that of $\langle W_\tau \rangle$ and is independent of ϕ . The distribution $P(W_{c\tau})$ is Gaussian. The variance ($\sigma_{c\tau}$) is given by

$$\sigma_{c\tau} = \frac{2}{\beta} \langle W_{c\tau} \rangle + \Delta_1(\tau) \quad (18)$$

An expression for $\Delta_1(\tau)$ is given in Appendix-D. For $\tau \gg \frac{1}{k}$, $\Delta_1(\tau)$ saturates to a finite value. For large τ , for which $\frac{2}{\beta} \langle W_{c\tau} \rangle \gg \Delta_1(\tau)$ one can ignore $\Delta_1(\tau)$ in eqn.(18). Under this condition the classical work satisfies SSFT.

In fig(1) and (2), we have plotted the probability distributions of W and W_c for various values of time periods in the transient regime using our analytical results (eqns.(7),(14)). Other parameters are given in figure captions. For short time $t = 0.25T_p$ (T_p being the time period of magnitude $\frac{2\pi}{\omega}$), we notice that most of the weight of W is located in the negative side. The weight towards negative side for values $W < \Delta F$ comes from the so called transient second law violating trajectories [21]. As we increase the time of observations, the total weight for $W < \Delta F$ (i.e., area under the curve $P(W)$ between $W = -\infty$ and $W = \Delta F$) decreases (see fig(1)). We would like to emphasize that depending on the protocol and potential, one may obtain peak in $P(W)$ at values $W < \Delta F$, i.e., most probable value of W is inconsistent with the classical macroscopic or thermodynamic results. However, $\langle W \rangle > \Delta F$ is always

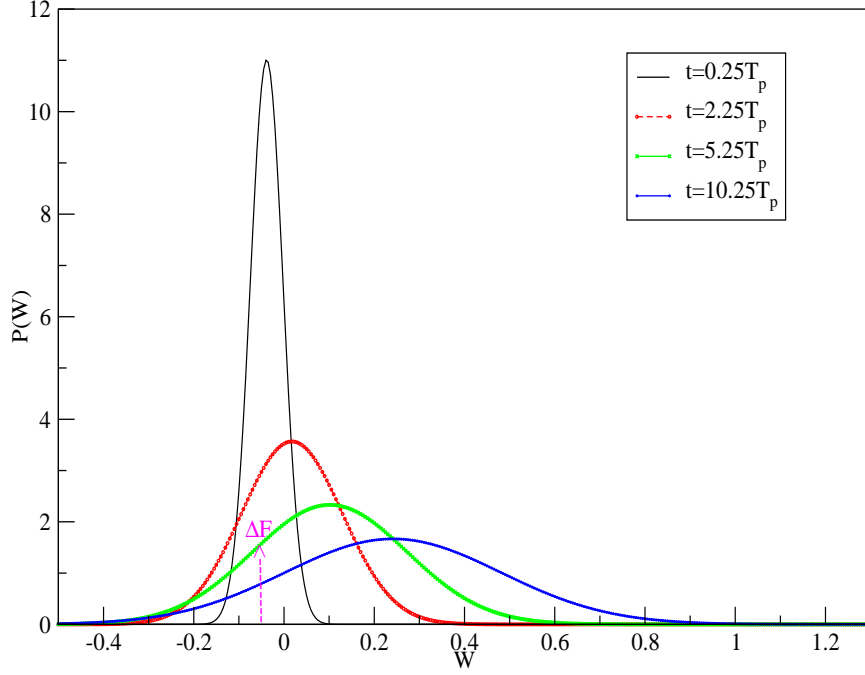


FIG. 1: The distribution $P(W)$ as a function of transient time t (in units of T_p) for parameters $A = 0.3$, $D = 0.1$, $\omega = 0.1$ and $T_p = \frac{2\pi}{\omega}$.

satisfied. In contrast, W_c does not exhibit a peak in the negative region. We have checked this separately for different systems for different protocols.

The physical quantities such as work (W), heat (Q), total entropy (ΔS_{tot}) and internal energy (ΔU) can be calculated using the method of stochastic energetics [34]. For details, we refer to [26,27,28,35]. In fig(3) we have plotted number of trajectories which do not satisfy our conventional wisdom at macroscopic scale, namely $W < \Delta F$, $W_c < 0$ and heat dissipated, $Q < 0$. For each individual trajectory, W , W_c and Q are calculated. In our simulation, we have generated 10^5 trajectories. Number of trajectories for which $W_c < 0$, $W < \Delta F$ and $Q < 0$ are all different. Trajectory for which $W_c < 0$ need not correspond to $W < \Delta F$ or $Q < 0$. It can be readily shown that if N is the total number of observed trajectories for W_c , then the number of trajectories

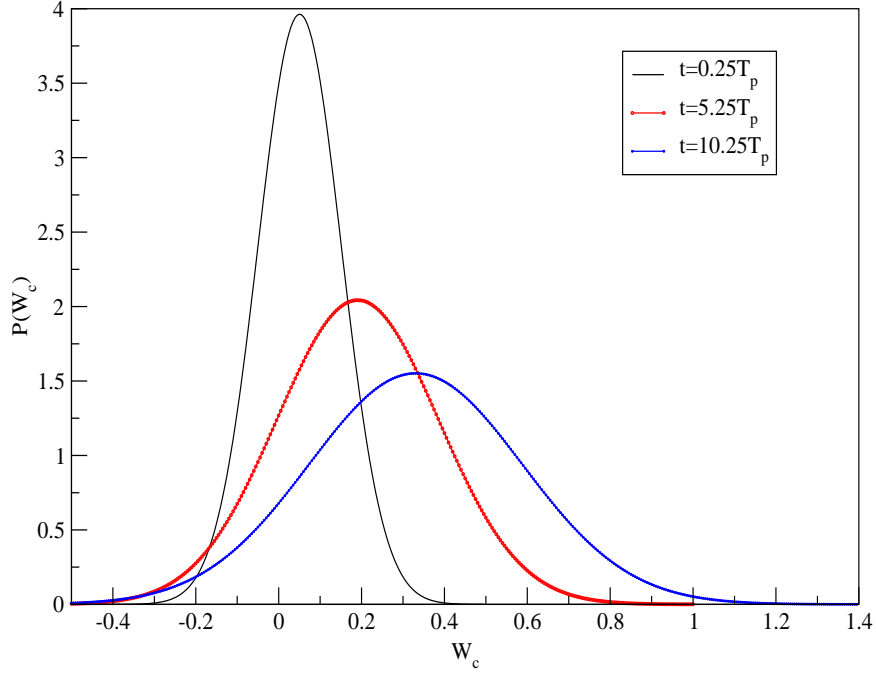


FIG. 2: The distribution $P(W_c)$ as a function of transient time t (in units of T_p) for parameters $A = 0.3$, $D = 0.1$, $\omega = 0.1$ and $T_p = \frac{2\pi}{\omega}$.

N' for which $W_c < 0$ are given by $N' = \frac{N}{2} \text{Erfc}\left(\frac{\langle W_c \rangle}{\sqrt{2\sigma_{W_c}^2}}\right)$. In the time asymptotic regime $\langle W_c \rangle$ scales with t and the decay of N' with time t is given by $N' = \frac{a}{\sqrt{t}} \exp(-ct)$, where a and c are constants. For our present problem $a = \sqrt{\frac{2D(k^2 + \gamma^2\omega^2)}{A^2\gamma\omega^2\pi}}$ and $c = \frac{A^2\gamma\omega^2}{8D(k^2 + \gamma^2\omega^2)}$. The number of trajectories for which $W < \Delta F$ in the large time limit, decay with the same functional form as that for $W_c < 0$. Hence there is no correlation amongst trajectories in regard to the transient violations in W , W_c and Q . For our simple linear problem and protocol (up to time periods ≈ 12), number of trajectories for which $Q < 0$ are greater than $W < \Delta F$ which in turn are greater than $W_c < 0$. This is not a general rule. Depending on the system and protocol, different possibilities exist. However, one common observation is that the number of trajectories which defy our general classical notion for W , W_c and Q decrease monotonically as time of observation

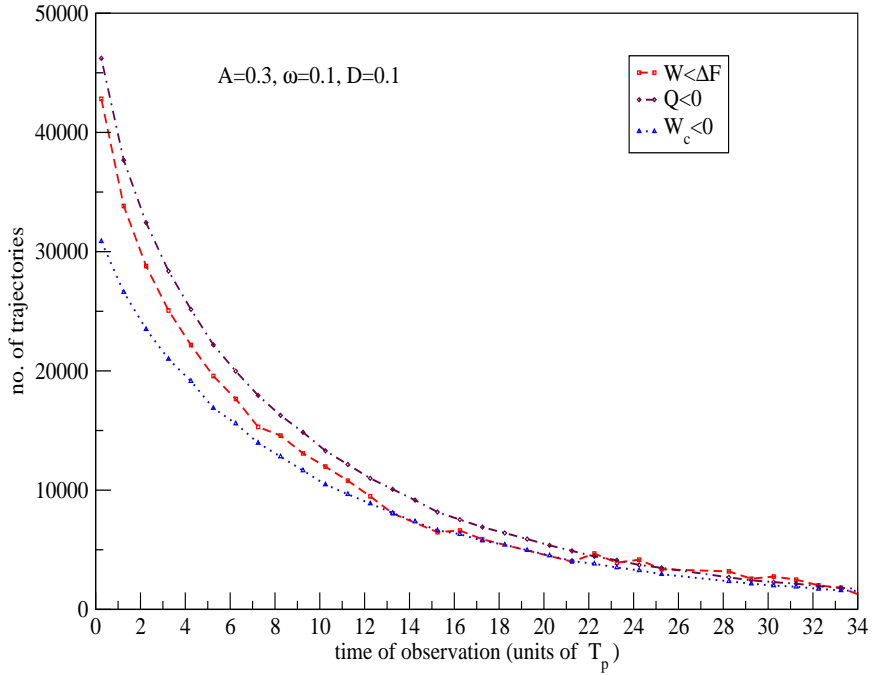


FIG. 3: Number of trajectories for $W < 0$, $Q < 0$ and $W_c < 0$ as a function of time t (in units of T_p). The physical parameters are same as in fig(1) and (2).

is increased, leading to classical thermodynamic behaviour in the time asymptotic regime as is evident from fig(3). To put the probability distributions of physical quantities W , W_c , Q and ΔS_{tot} in the same perspective we have generated 10^5 trajectories of Brownian particle. Total entropy production ΔS_{tot} comprises of two parts namely system entropy and medium entropy. For details we refer to [18,19]. For each stochastic trajectory we calculate W , W_c , Q and ΔS_{tot} and using these values, the obtained $P(W)$, $P(W_c)$, $P(Q)$ and $P(\Delta S_{tot})$ are plotted in fig (4). Areas under the curves for $W < \Delta F$, $W_c < 0$, $Q < 0$ and $\Delta S_{tot} < 0$ are different. In our linear problem the distribution for $P(W)$, $P(W_c)$ and $P(\Delta S_{tot})$ are Gaussian, while that for $P(Q)$ is non Gaussian. It may be noted that by appropriately choosing the system and protocol most probable value of $P(\Delta S_{tot})$ can be shifted to the negative side, yet

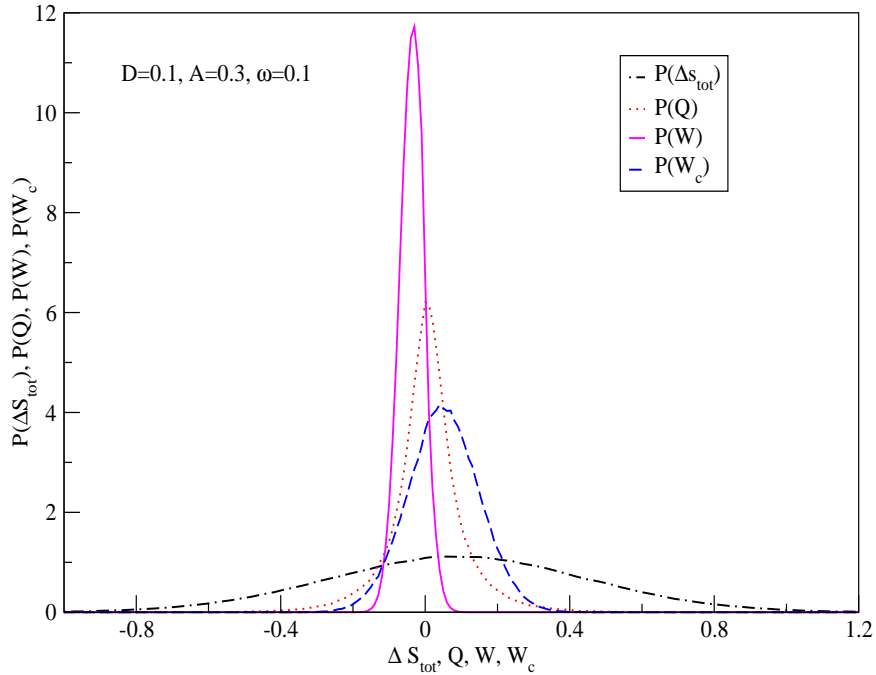


FIG. 4: The distributions $P(\Delta S_{tot})$, $P(W)$, $P(W_c)$ and $P(Q)$ for the parameters $A = 0.3$, $D = 0.1$, $\omega = 0.1$ and for $t = \frac{T_p}{4}$.

$\langle \Delta S_{tot} \rangle > 0$. However, peak in $P(Q)$ corresponding to the most probable value occurs at positive values of Q only. Similar behaviour in regard to $P(W)$ and $P(W_c)$ are pointed earlier. In the next section, we study the nature of fluctuations in W and W_c for a nonlinear driven system in the time periodic steady state.

III. DRIVEN NONLINEAR SYSTEMS

To this end we consider the motion of a Brownian particle in a bistable system under the action of an external ac force. The total potential is given by

$U(x, t) = U_0(x) + U_p(x, t)$. The static double well potential is $U_0(x) = -\frac{1}{2}x^2 + \frac{1}{4}x^4$ and the time dependent potential is $U_p(x, t) = -Ax(t) \cos(\omega t + \phi)$. This system is shown

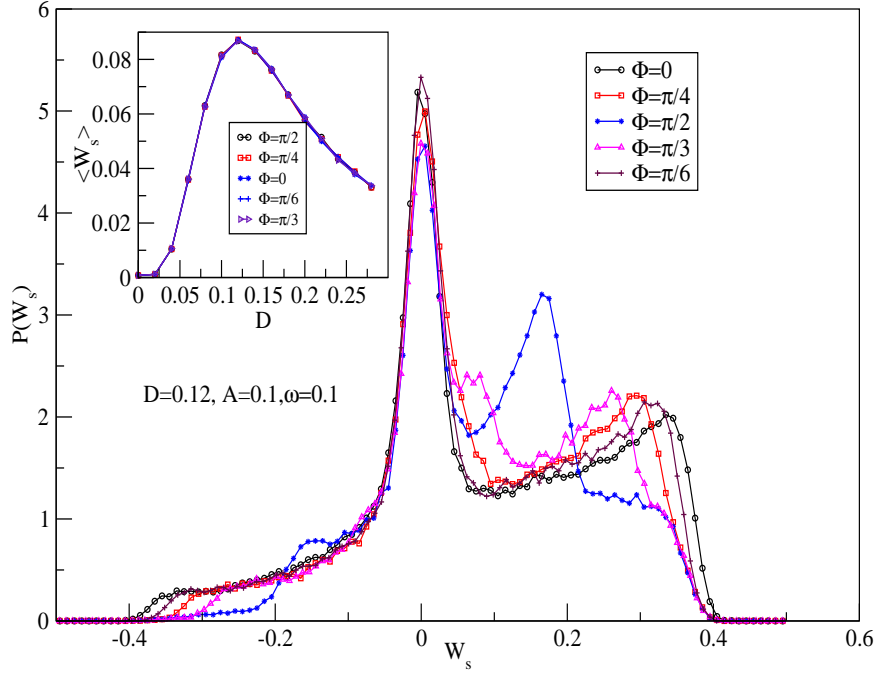


FIG. 5: The distribution $P(W_s)$ over a single period for various values of initial phase ϕ . The other parameters are $A = 0.1$, $D = 0.12$ and $\omega = 0.1$. Inset shows plot of $\langle W_s \rangle$ vs D for different value of ϕ for the same physical parameters.

to exhibit the well known phenomenon of stochastic resonance (SR) [22-28].

Theoretical study on thermodynamic work and heat have been shown to satisfy SSFT [26,27]. Experiments in connection with fluctuation theorems have been carried out in systems exhibiting SR [28,29]. We have numerically evaluated the classical work and thermodynamic work distributions over a single period/large number of periods. For description of numerical method we refer to [26,27].

In fig(5) and (6) we have plotted probability distributions of thermodynamic work W_s and classical work W_{cs} evaluated over a single period in the time periodic regime for various values of initial phases. For a given fixed phase, distributions $P(W_s)$ and $P(W_{cs})$ are different. Only for phase $\phi = \frac{\pi}{2}$, both distributions are identical. For this

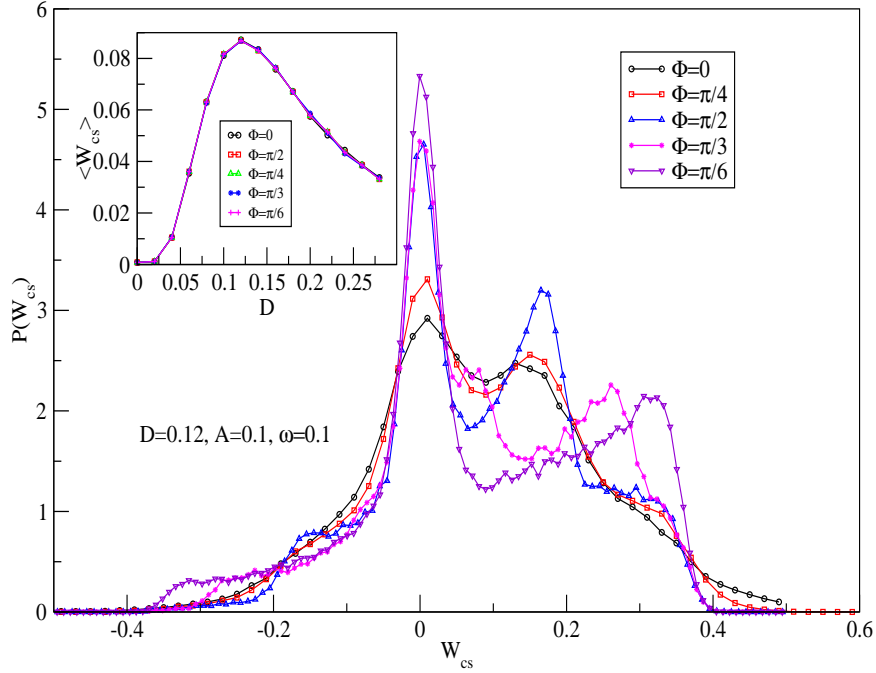


FIG. 6: The distribution $P(W_{cs})$ over a single period for various values of initial phase ϕ . The other parameters are $A = 0.1$, $D = 0.12$ and $\omega = 0.1$. Inset shows plot of $\langle W_{cs} \rangle$ vs D for different values of ϕ for the same physical parameters.

particular phase, it can be readily seen that thermodynamic work and classical work are identical when evaluated over a period(s). The multi-peaked structure in the distributions arise from the interwell and intrawell dynamics of the particle in a double well system. For details see Ref.[27,28]. Unlike the sensitivity of $P(W_{cs})$ and $P(W_s)$, $\langle W_s \rangle$ and $\langle W_{cs} \rangle$ over a cycle do not depend on the initial phase and are identical, i.e., $\langle W_{cs} \rangle = \langle W_s \rangle$. They are plotted in the inset of fig(5) and (6). $\langle W_s \rangle (= \langle W_{cs} \rangle)$ exhibits a peak as a function of noise strength D . This phenomenon is referred to as SR [25,26,27]. At the value of noise strength corresponding to the peak value in $\langle W_c \rangle$, the random hops of the Brownian particle between the two wells get synchronized with the external drive[22,28].

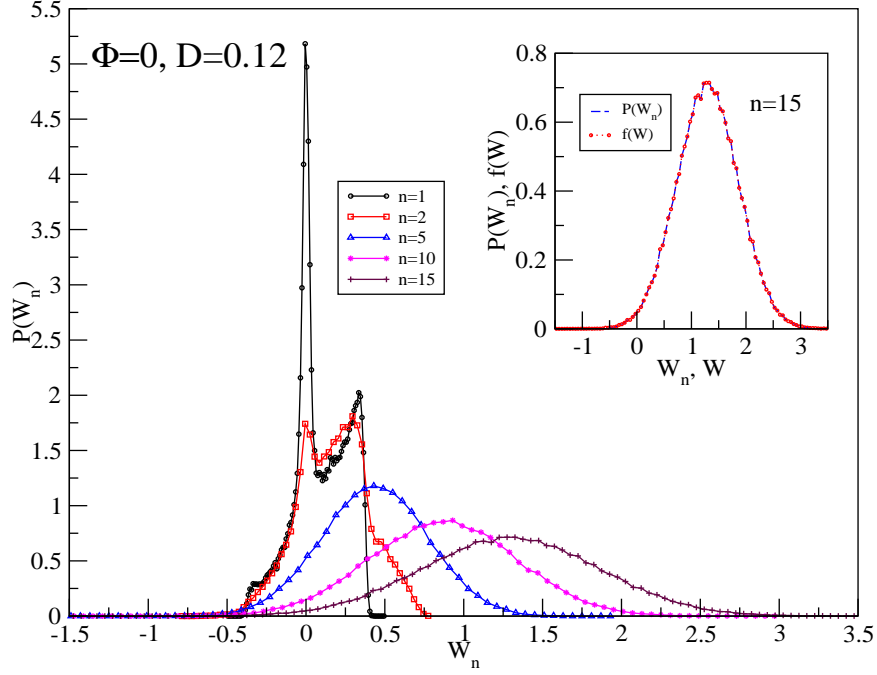


FIG. 7: The distributions $P(W_n)$ for different periods (n) in the time periodic steady state. In the inset $P(W_n)$ is plotted along with Gaussian fit $f(W)$ for $n = 15$. From the Gaussian fit $f(W)$, the fluctuation ratio has been calculated as $\frac{\sigma^2}{\frac{2}{\beta}\langle W_n \rangle} = 1.022$. Here $D = 0.12$, $A = 0.1$ and $\omega = 0.1$.

In fig(7) and (8), we have plotted $P(W_n)$ and $P(W_{cn})$ versus thermodynamic work done over n cycles, W_n and classical work done over n cycles, W_{cn} respectively. In both these cases, with increasing n , multi-peaked distributions become smoother and for large n , they both evolve towards Gaussian distribution. Corresponding Gaussian fit for $P(W_n)$ and $P(W_{cn})$ for $n = 15$ are shown in the inset of fig(7) and (8) respectively. For $P(W_n)$ and for $n = 15$, from the Gaussian fit we get variance $\sigma^2 = 0.3206$, $\langle W_n \rangle = 1.30701$ and the corresponding fluctuation ratio, $\frac{\sigma^2}{\frac{2}{\beta}\langle W_n \rangle} = 1.022$, which is close to unity (within our numerical accuracy). The Gaussian nature of W_{cn} along with fluctuation ratio being 1 implies validity of SSFT. Similar conclusions can be made for

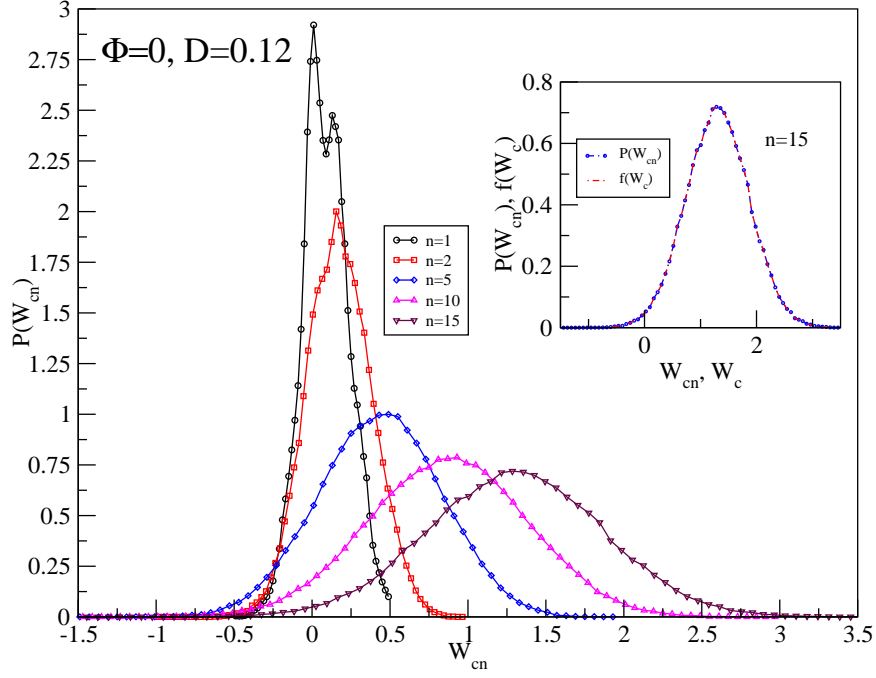


FIG. 8: The distributions $P(W_{cn})$ for n periods versus W_{cn} in the time periodic steady state. Inset shows the plot of $P(W_{cn})$ along with its Gaussian fit $f(W_c)$ for $n = 15$. From the Gaussian fit $f(W_c)$, the fluctuation ratio has been calculated as $\frac{\sigma^2}{\frac{2}{\beta}\langle W_{cn} \rangle} = 1.005$. The other parameters are same as in fig(7).

$P(W_{cn})$ for $n = 15$, where the Gaussian fit gives $\sigma^2 = 0.31525$, and hence the fluctuation ratio (1.005) is close to unity. The presence of non-Gaussian tails at large value of W_{cn} and W_n are not ruled out. However, numerically it is difficult to detect them. It may also be noted that time interval after which SSFT is obeyed for W and W_c may be different and depends of the physical parameters.

IV. CONCLUSION

We have studied fluctuations in W and W_c analytically for both transient and time periodic steady states in case of a linear model. We have also shown that as the observation time of trajectories increases, the number of trajectories which exhibit atypical behaviour (namely W_c and Q being negative, W being less than ΔF) decreases. Thus in the limit of large time of observations, macroscopic thermodynamic behaviour results for physical quantities. We have discussed the validity of SSFT for both W and W_c in our linear as well as nonlinear models.

V. ACKNOWLEDGMENT

One of us (AMJ) thanks DST, India for financial support. MS thanks Mr. Sourabh Lahiri for his help in computation and Mr. Devashish Sanyal for useful discussions.

VI. APPENDIX-A

$$\begin{aligned}
\langle W \rangle &= \frac{A^2 k}{4(k^2 + \omega^2)} [\cos(2(\omega t + \phi)) - \cos(2\phi)] \\
&+ \frac{A^2 \omega^2 t}{2(k^2 + \omega^2)} + \frac{A^2 \omega}{4(k^2 + \omega^2)} [\sin(2(\omega t + \phi)) - \sin(2\phi)] \\
&+ \frac{A^2 \omega}{(k^2 + \omega^2)^2} \exp(-kt) [-k \cos(\omega t + \phi) + \omega \sin(\omega t + \phi)] (k \sin(\phi) - \omega \cos(\phi)) \\
&+ \frac{A^2 \omega}{(k^2 + \omega^2)^2} (k \sin(\phi) - \omega \cos(\phi)) (k \cos(\phi) - \omega \sin(\phi)) \\
&- \frac{A^2 \omega \sin(\phi)}{k^2 + \omega^2} [\exp(-kt) \{-k \cos(\omega t + \phi) \\
&+ \omega \sin(\omega t + \phi)\} + (k \cos(\phi) - \omega \sin(\phi))]
\end{aligned} \tag{19}$$

VII. APPENDIX-B

$$\begin{aligned}
\langle W_c \rangle &= \frac{A^2 k}{4(k^2 + \omega^2)} [\cos(2(\omega t + \phi)) - \cos(2\phi)] \\
&+ \frac{A^2 \omega^2 t}{2(k^2 + \omega^2)} + \frac{A^2 \omega}{4(k^2 + \omega^2)} [\sin(2(\omega t + \phi)) - \sin(2\phi)] \\
&+ \frac{A^2 \omega}{(k^2 + \omega^2)^2} \exp(-kt) [-k \cos(\omega t + \phi) + \omega \sin(\omega t + \phi)] (k \sin(\phi) - \omega \cos(\phi)) \\
&+ \frac{A^2 \omega}{(k^2 + \omega^2)^2} (k \sin(\phi) - \omega \cos(\phi)) (k \cos(\phi) - \omega \sin(\phi)) \\
&+ \frac{A^2 k}{k^2 + \omega^2} \sin^2(\omega t + \phi) - \frac{A^2 \omega}{2(k^2 + \omega^2)} \sin(2(\omega t + \phi)) \\
&+ \frac{A^2}{k^2 + \omega^2} \exp(-kt) \sin(\omega t + \phi) [\omega \cos(\phi) - k \sin(\phi)]. \tag{20}
\end{aligned}$$

VIII. APPENDIX-C

The expression for $\Delta(\tau)$ is given by

$$\Delta(\tau) = \frac{2}{\beta} \langle W_\tau \rangle - \frac{2A^2 \omega^2}{k\beta(k^2 + \omega^2)^2} (k^2 \cos^2(\phi) - \omega^2 \sin^2(\phi)) (1 - \exp(-k\tau)) \tag{21}$$

IX. APPENDIX-D

The analytical expression for $\Delta_1(\tau)$ is given by

$$\begin{aligned}
\Delta_1(\tau) &= \frac{2}{\beta} \langle W_{c\tau} \rangle + \frac{2A^2 \omega^2}{k\beta(k^2 + \omega^2)^2} (k^2 \cos^2(\phi) - \omega^2 \sin^2(\phi)) (1 + \exp(-k\tau)) \\
&- \frac{4A^2 \omega^2 k}{\beta(k^2 + \omega^2)^2} + \frac{2A^2}{k\beta} \sin^2(\phi) + \frac{2A^2 (k^2 - \omega^2)}{k\beta (k^2 + \omega^2)} \sin^2(\phi) \exp(-k\tau) \tag{22}
\end{aligned}$$

[1] C. Bustamante, J. Liphardt and F. Ritort, *Physics Today* **58**, 45 (2005).

- [2] D.J.Evans and D.J.Searls, *Adv.Phys.* **51**, 1529 (2002).
- [3] R. J. Harris and G. M. Schütz, *J. Stat. Mech.* , p07020 (2007).
- [4] F. Ritort, *Sem. Poincare* **2**, 63 (2003).
- [5] F. Ritort, *J. Phys. Condens. Matter* **18**, R531 (2006).
- [6] J. Kurchan, *J. Stat. Mech.* , p07005 (2007).
- [7] D. J. Evans, E. G. D. Cohen and G. P. Morris, *Phys. Rev. Lett.* **71**, 2401 (1993); **71**, 3616 (1993) [errata].
- [8] D. J. Evans and D. J. Searls, *Phys. Rev. E* 501645 (1994).
- [9] G. Galvotti and E. G. D. Cohen, *Phys. Rev. Lett.* **74**, 2694 (1995); *J. Stat. Phys.* **80**, 31 (1995).
- [10] C. Jarzynski, *Phys. Rev. Lett.* **78** 2690(1997).
- [11] C. Jarzynski, *Phys. Rev. E* **56** 5018 (1997).
- [12] O. Narayan and A. Dhar, *J. Phys. A: Math Gen* **37** 63(2004).
- [13] G. E. Crooks, *Phys. Rev. E* **60**, 2721 (1999).
- [14] G.N. Bochkov and Yu.E.Kuzovlev, *Zh.Eksp.Theor.Fiz.* **72**, 238 (1977).
- [15] G.N. Bochkov and Yu.E.Kuzovlev, *Zh.Eksp.Theor.Fiz.* **76**, 1071 (1979).
- [16] G.N. Bochkov and Yu.E.Kuzovlev, *Physica A*,**106** 443(1981).
- [17] G.N. Bochkov and Yu.E.Kuzovlev, *Physica A*,**106** 480(1981).
- [18] Udo Seifert, *Phys. Rev. Lett.* **95**,040602 (2005).
- [19] Udo Seifert, *Eur. Phys. J. B* **64**, 423 (2008).
- [20] C.Jarzynski, *C.R. Physique* **8**, 495 (2007).
- [21] C. Jarzynski, *Eur. Phys. J. B* **64**, 331 (2008).
- [22] L. Gammaitoni, P. Hanggi, P. Jung and F. Marchesoni, *Rev.Mod. Phys.*70 223(1998).
- [23] T. Wellens, V. Shatokhin and A. Buchleitner, *Rep. Prog. Phys.* **67** 45(2005).
- [24] M.C. Mahato and A.M. Jayannavar, *Physica A* **248** 138(1998).
- [25] D. Dan and A.M. Jayannavar, *Physica A* **345** 404 (2005).
- [26] S. Saikia, R. Roy and A.M. Jayannavar, *Physics Letters A* **369** 367 (2007).

- [27] M.Sahoo, S.Saikia and A.M. Jayannavar, *Physica A* **387** 6284(2008).
- [28] P. Jop, A. Petrosyan and S. Ciliberto, *Europhysics Lett.* **81** 50005(2008).
- [29] A. Imparto, P. Jop, A. Petrosyan and S. Ciliberto, *J. Stat. Mech.* P10017 (2008).
- [30] H. Risken, *The Fokker-Planck Equation*, Springer-Verlag, Berlin, (1984).
- [31] R. van Zon and E.G.D. Cohen, *Phys. Rev. E* **67** 046102(2002).
- [32] A.M. Jayannavar and M. Sahoo, *Phys. Rev. E* **75** 032102 (2007).
- [33] A. M. Jayannavar and M. Sahoo, *Pramana J.Phys.* **70** 201 (2008).
- [34] K. Sekimoto, *J. Phys. Soc. Jpn.* **66** 6335(1997).
- [35] A.Saha, S.Lahiri and A.M. Jayannavar unpublished.