

Neutral pion production with respect to reaction plane in Au+Au collisions at RHIC-PHENIX

Yoki Aramaki for the PHENIX Collaboration*
University of Tokyo, Tokyo, Japan

We have measured azimuthal anisotropy of neutral pion in $\sqrt{s_{NN}}=200$ GeV Au+Au collisions at Relativistic Heavy Ion Collider (RHIC). In 2007, we have installed a new detector to measure reaction plane of collisions more precisely. This new detector is called reaction plane detector (RxNP). We report the results for azimuthal anisotropy of neutral pion for each 3 centrality steps. The determination of reaction plane achieved twice better resolution than Year-2004 run.

I. INTRODUCTION

It has been observed in central Au+Au collisions at Relativistic Heavy Ion Collider (RHIC) that the yield of neutral pions at high transverse momentum ($p_T > 5$ GeV/ c) is strongly suppressed compared to the one expected from p+p collisions. This suppression is considered to be an energy loss of hard scattered partons in the medium (jet quenching), that results in a decrease of the yield at a given p_T [1]. The magnitude of the suppression depends on the path length of scattering partons in the medium, and as shown in FIG. 1, impact parameter is experimentally associated with the azimuthal angle of emitted particles from the reaction plane in non-central collisions. Path length can be calculated from Glauber model and impact parameter. Studying the path length dependence of energy loss should provide additional information on the energy loss mechanism in the medium. Some theoretical models suggest that LPM effect in quantum chromodynamics (QCD) plays an important role in energy loss mechanism[2]. LPM effect in QCD is correlated with path length that partons pass through the medium. We discuss the parton energy loss mechanism using the nuclear modification factor (R_{AA}) of neutral pion with respect to reaction plane. The nuclear modification factor can be expressed using centrality (cent) which is associated to impact parameter for collisions and p_T .

$$R_{AA}(p_T, cent) = \frac{\sigma_{pp}^{inel}}{\langle N_{coll} \rangle} \frac{d^2 N^{AA}/dp_T d\eta}{d^2 \sigma^{NN}/dp_T d\eta}, \quad (1)$$

where N^{AA} is the number of neutral pions in a given centrality. σ_{pp}^{inel} is a cross section for inelastic nucleon-nucleon collisions. A value of $R_{AA}(p_T, cent) = 1$ implies that particle production is scaled by the average number of binary nucleon-nucleon collisions, $\langle N_{coll} \rangle$. The modification factor for each azimuthal angles is expressed by the following equation.

$$R_{AA}(p_T, cent, \Delta\phi) = \frac{N^{AA}(\Delta\phi)}{\int d\phi N^{AA}(\Delta\phi)} \times R_{AA}(p_T, cent), \quad (2)$$

where N^{AA} can be expressed in terms of a Fourier expansion with $\Delta\phi$.

*Electronic address: aramaki@cns.s.u-tokyo.ac.jp

$$N^{AA}(\Delta\phi) \propto 1 + 2 \sum_{n=1}^{\infty} v_n \cos(n\Delta\phi), \quad (3)$$

where v_2 is the strength of azimuthal anisotropy.

A new reaction plane detector, called as RxNP, was installed in the PHENIX experiment in the Year-7 run, and expected to improve the reaction plane resolution. Additionally we obtained 3.5 times higher statistics than RHIC Year-4. The integrated luminosity in Year-7 run is $813 \mu b$. Much precise measurement of the hadron suppression with respect to path length is expected using the detector. Azimuthal anisotropy of neutral pions ($\pi^0 \rightarrow 2\gamma$) is investigated in this report, since measurement of neutral pions up to ~ 20 GeV/ c is possible with the PHENIX electromagnetic calorimeters (EMCal).

II. EXPERIMENTAL SETUP

Reaction plane of collisions has determined using with the Beam-Beam Counters (BBC) before installation of the new detector (RxNP). RxNP was designed to have a wider rapidity coverage ($1.0 < |\eta| < 1.5$ & $1.5 < |\eta| < 2.8$) compared with BBC ($3 < |\eta| < 4$). Better resolution in reaction plane determination is achieved with this wider coverage. PHENIX has two types of calorimeters. PbSc, consists of the lead and scintillator plates and wavelength shifter fiber readout. Another type is lead-glass calorimeter (PbGl). The PbSc has a nominal energy and position resolution of $8.1/\sqrt{E(\text{GeV})} \oplus 2.1$ % and $5.7/\sqrt{E(\text{GeV})} \oplus 21.55$ mm, respectively. The PbGl has a nominal energy resolution of $5.9/\sqrt{E(\text{GeV})} \oplus 0.8$ % and $8.4/\sqrt{E(\text{GeV})} \oplus 0.2$ mm, respectively.

III. ANALYSIS AND RESULTS

We selected events with a vertex position within ± 30 cm on z-axis. For each selected event, made was determination of reaction plane. Reaction plane is experimentally determined by the direction which the greatest number of particles are emitted. As shown in FIG. 2, neutral pions are identified by 2 γ invariant mass calculated in same event. The combinatorial background is evaluated with event mixing technique which 2 γ candidates in different events are calculated. Neutral pions are counted in a given mass window (Typically 2 σ from peak position of 2 γ invariant mass distribution.). As shown in FIG. 1, the number of counted neutral pions are divided into six $\Delta\phi$ bins in the interval from 0 to $\pi/2$.

$\Delta\phi$ means the angle which are subtracted the direction to the reaction plane from the angular direction to the emitted particles. This reaction plane can be determined by BBC or RxNP. As shown in FIG. 3, we fit the following eq.(4).

$$f(\Delta\phi) = N_0(1 + 2v_2^{raw} \cos(2\Delta\phi) + 2v_4^{raw} \cos(4\Delta\phi)), \quad (4)$$

where v_2^{raw} is observed raw azimuthal anisotropy. The true azimuthal anisotropy v_2^{corr} needs to be corrected by the reaction plane resolution[3].

$$v_2^{raw} = v_2^{corr} \langle \cos(2\Delta\Psi) \rangle, \quad (5)$$

where $\Delta\Psi$ is a difference between the true azimuthal angle from reaction plane and the observed angle from reaction plane. As shown in FIG. 4, the new detector (RxNP) could improve this $\langle \cos(2\Delta\phi) \rangle$ value.

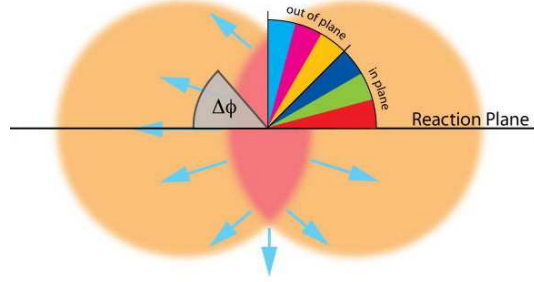


FIG. 1: Schematic of the produced medium. In this analysis, azimuthal angles from reaction plane are divided into six azimuthal angles.

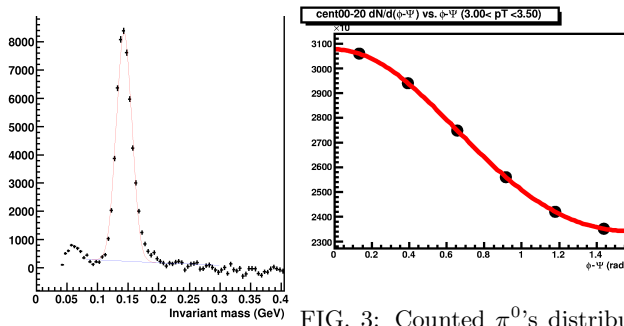


FIG. 2: Subtracted 2γ invariant mass distributions. $0-20\%$.

FIG. 3: Counted π^0 's distributions for each azimuthal angles in $3 < p_T < 3.5$ GeV/c (Centrality 0-20%).

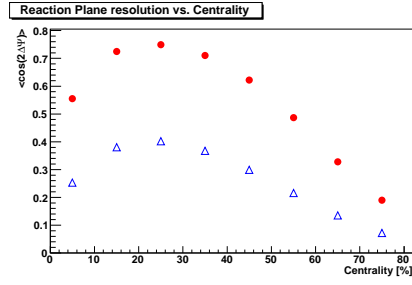


FIG. 4: Comparison of reaction plane resolution for RxNP and BBC. Circular points and triangular points are shown reaction plane resolution for RxNP and BBC, respectively.

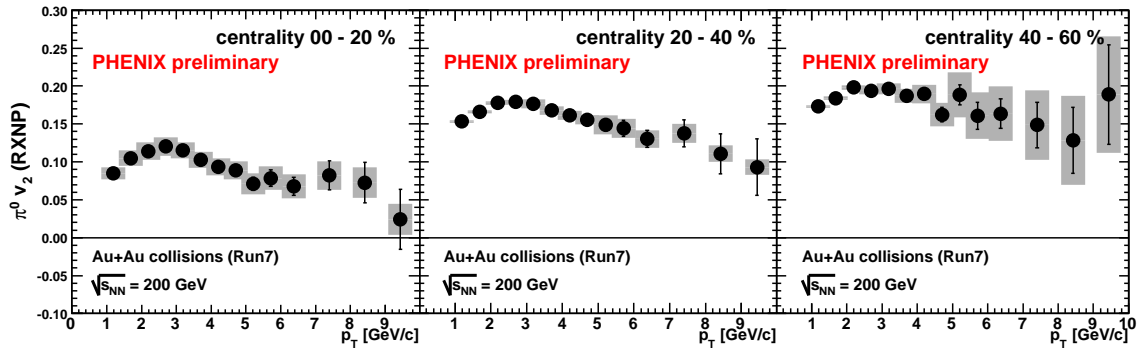


FIG. 5: Run 7 $\pi^0 v_2$ with RxNP result for 20% centrality steps. The statistics is 1/3 of the totally available.

Systematic uncertainty sources for this measurement are π^0 's counting uncertainty and uncertainty for v_2 difference between BBC and RxNP. Both of BBC and RxNP can measure reaction plane of collisions. Thus $\pi^0 v_2$ difference between these detectors is taken into account as a systematic uncertainty. The evaluation for v_2 difference has been done by measurement of charged pion v_2 with BBC and RxNP. For centrality 0-20% step, systematic uncertainty of the π^0 counting ($1 < p_T < 3$, $3 < p_T < 5$, $5 < p_T < 10$ GeV/ c) is 9%, 7% and 12%, respectively. Systematic uncertainty of reaction plane determination ($1 < p_T < 3$, $3 < p_T < 5$, $5 < p_T < 10$ GeV/ c) is 4%, 9% and 29.6%, respectively. Hence total systematic uncertainty ($1 < p_T < 3$, $3 < p_T < 5$, $5 < p_T < 10$ GeV/ c) is 10%, 11% and 32%, respectively.

As shown in FIG. 5, azimuthal anisotropy of neutral pion still remains a finite value even in high p_T . Now we have measured $\pi^0 v_2$ up to $p_T \sim 10$ GeV/ c using 1/3 of totally available. Thus measurement of $\pi^0 v_2$ can be done up to higher p_T region. The path length dependence of $\pi^0 R_{AA}$ needs to measure in smaller centrality steps. More precisely study of path length dependence of $\pi^0 R_{AA}$ can be done by better reaction plane resolution and higher statistics than the Year-4 run.

IV. SUMMARY

Measurement of azimuthal anisotropy of neutral pion has been done by 1/3 of total data using new detector (RxNP). This detector has achieved twice better reaction plane resolution than with BBC. The values of $\pi^0 v_2$ with BBC and RxNP still remains finite up to $p_T \sim 10$ GeV/ c .

For studying the path length dependence of π^0 suppression, we need to divide centrality into smaller bins. The modification factor for each path lengths can verify validity of LPM effect in QCD for parton energy loss models. Thus, we can understand the parton energy loss mechanism more quantitatively.

References

- [1] S S.Adler *et al.*, Phys. Rev. Lett **96** (2006) 202301
- [2] X. Wang, M. Glulassy and M. plümer, Phys. Rev. D **51** (1995) 3436.
- [3] J. Barrette *et al.*, Phys. Rev. C **55** (1997) 1420