

On the relation between positive averaged acceleration and physical observables in LTB spaces

Antonio Enea Romano and Misao Sasaki

Yukawa Institute for Theoretical Physics,

Kyoto University, Kyoto 606-8502, Japan

Abstract

As an alternative to dark energy that explains the observed acceleration of the universe, it has been suggested that we may be at the center of an inhomogeneous isotropic universe described by a Lemaitre-Tolman-Bondi (LTB) solution of Einstein's field equations. To test this possibility, it is necessary to solve the null geodesics. In this paper, we derive a fully analytical set of differential equations for the radial geodesics as functions of the redshift in LTB models. Then we use them to show that a positive averaged acceleration a_D obtained in LTB models through spatial averaging can be incompatible with cosmological observations. We provide examples of LTB models with positive a_D which fail to reproduce the observed luminosity distance $D_L(z)$. Since the cosmic acceleration a^{FLRW} is obtained from fitting the observed luminosity distance to a FLRW model we conclude that in general a positive a_D in LTB models does not imply a positive a^{FLRW} .

I. INTRODUCTION

High redshift luminosity distance measurements [18, 25, 26, 27, 28, 29] and the WMAP measurement [30, 32] of cosmic microwave background (CMB) interpreted in the context of standard FLRW cosmological models have strongly disfavored a matter dominated universe, and strongly supported a dominant dark energy component, giving rise to a positive cosmological acceleration, which we will denote by a^{FLRW} (not to be confused with the scale factor a). As an alternative to dark energy, it has been proposed [6, 7] that we may be at the center of an inhomogeneous isotropic universe described by a Lemaitre-Tolman-Bondi (LTB) solution of Einstein's field equations, where spatial averaging over one expanding and one contracting region is producing a positive averaged acceleration a_D . Another more general approach to map luminosity distance as a function of redshift $D_L(z)$ to LTB models has been recently proposed [20, 21], showing that an inversion method can be applied successfully to reproduce the observed $D_L(z)$.

The main point is that the luminosity distance is in general sensitive to the geometry of the space through which photons are propagating along null geodesics, and therefore arranging appropriately the geometry of a given cosmological model it is possible to reproduce a given $D_L(z)$. For FLRW models this corresponds to the determination of Ω_Λ and Ω_m and for LTB models it allows to determine the functions $E(r), M(r), t_b(r)$.

The averaged acceleration a_D on the other side is not directly related to a^{FLRW} , since the latter is obtained by integrating the position dependent cosmological redshift along the null geodesics, while a_D is the result of spatial averaging, and has no relation to the causal structure of the underlying space. It was shown [22] that this crucial difference can make a_D unobservable to a central observer O_c when the scale of the spatial averaging is greater than its event horizon.

In this paper we will further investigate the relation between LTB models with positive averaged acceleration and cosmological observations, showing that in general they can be incompatible.

II. LEMAITRE-TOLMAN-BONDI (LTB) SOLUTION

Lemaitre-Tolman-Bondi solution can be written as [3, 4, 5]

$$ds^2 = -dt^2 + \frac{(R_{,r})^2 dr^2}{1 + 2E} + R^2 d\Omega^2, \quad (1)$$

where R is a function of the time coordinate t and the radial coordinate r , $R = R(t, r)$, E is an arbitrary function of r , $E = E(r)$ and $R_{,r} = \partial R / \partial r$.

Einstein's equations give

$$\left(\frac{\dot{R}}{R}\right)^2 = \frac{2E(r)}{R^2} + \frac{2M(r)}{R^3}, \quad (2)$$

$$\rho(t, r) = \frac{M_{,r}}{R^2 R_{,r}}, \quad (3)$$

with $M = M(r)$ being an arbitrary function of r and the dot denoting the partial derivative with respect to t , $\dot{R} = \partial R(t, r) / \partial t$. The solution of Eq. (2) can be expressed parametrically in terms of a time variable $\eta = \int^t dt' / R(t', r)$ as

$$\tilde{R}(\eta, r) = \frac{M(r)}{-2E(r)} \left[1 - \cos \left(\sqrt{-2E(r)} \eta \right) \right], \quad (4)$$

$$t(\eta, r) = \frac{M(r)}{-2E(r)} \left[\eta - \frac{1}{\sqrt{-2E(r)}} \sin \left(\sqrt{-2E(r)} \eta \right) \right] + t_b(r), \quad (5)$$

where \tilde{R} has been introduced to make clear the distinction between the two functions $R(t, r)$ and $\tilde{R}(\eta, r)$ which are trivially related by

$$R(t, r) = \tilde{R}(\eta(t, r), r), \quad (6)$$

and $t_b(r)$ is another arbitrary function of r , called the bang function, which corresponds to the fact that big-bang/crunches can happen at different times. This inhomogeneity of the location of the singularities is one of the origins of the possible causal separation [22] between the central observer and the spatially averaged region for models with positive a_D .

We introduce the variables

$$a(t, r) = \frac{R(t, r)}{r}, \quad k(r) = -\frac{2E(r)}{r^2}, \quad \rho_0(r) = \frac{6M(r)}{r^3}, \quad (7)$$

so that Eq. (1) and the Einstein equations (2) and (3) are written in a form similar to those for FLRW models,

$$ds^2 = -dt^2 + a^2 \left[\left(1 + \frac{a_{,r} r}{a} \right)^2 \frac{dr^2}{1 - k(r)r^2} + r^2 d\Omega_2^2 \right], \quad (8)$$

$$\left(\frac{\dot{a}}{a} \right)^2 = -\frac{k(r)}{a^2} + \frac{\rho_0(r)}{3a^3}, \quad (9)$$

$$\rho(t, r) = \frac{(\rho_0 r^3)_{,r}}{6a^2 r^2 (ar)_{,r}}. \quad (10)$$

The solution of Eqs. (4) and (5) can now be written as

$$\tilde{a}(\tilde{\eta}, r) = \frac{\rho_0(r)}{6k(r)} \left[1 - \cos \left(\sqrt{k(r)} \tilde{\eta} \right) \right], \quad (11)$$

$$t(\tilde{\eta}, r) = \frac{\rho_0(r)}{6k(r)} \left[\tilde{\eta} - \frac{1}{\sqrt{k(r)}} \sin \left(\sqrt{k(r)} \tilde{\eta} \right) \right] + t_b(r), \quad (12)$$

where $\tilde{\eta} \equiv \eta r = \int^t dt' / a(t', r)$.

In the rest of paper we will use this last set of equations and drop the tilde to make the notation simpler. Furthermore, without loss of generality, we may set the function $\rho_0(r)$ to be a constant, $\rho_0(r) = \rho_0 = \text{constant}$.

III. GEODESIC EQUATIONS

The luminosity distance for a central observer in a LTB space as a function of the redshift is expressed as

$$D_L(z) = (1+z)^2 R(t(z), r(z)) = (1+z)^2 r(z) a(\eta(z), r(z)), \quad (13)$$

where $(t(z), r(z))$ or $(\eta(z), r(z))$ is the solution of the radial geodesic equation as a function of the redshift. The past-directed radial null geodesic is given by

$$\frac{dT(r)}{dr} = f(T(r), r); \quad f(t, r) = \frac{-R_{,r}(t, r)}{\sqrt{1 + 2E(r)}}. \quad (14)$$

Using this equation and the definition of redshift, we can derive the geodesic equations for the coordinates (η, r) ,

$$\frac{d\eta(z)}{dz} = \frac{\partial t(\eta, r) / \partial r - f}{(1+z)a\dot{f}}, \quad (15)$$

$$\frac{dr(z)}{dz} = -\frac{1}{(1+z)\dot{f}}, \quad (16)$$

where $\dot{f} = \partial f(t, r) / \partial t$.

The derivation of the analytical solution is based on the use of the conformal time variable η , which by construction satisfies the relation,

$$\frac{\partial \eta(t, r)}{\partial t} = a^{-1}. \quad (17)$$

This means

$$t(\eta, r) = t_b(r) + \int_0^\eta a(\eta', r) d\eta', \quad (18)$$

$$dt = a(\eta, r) d\eta + \left(\int_0^\eta \frac{\partial a(\eta', r)}{\partial r} d\eta' + t'_b(r) \right) dr, \quad (19)$$

In order to use the analytical solution we need to express f and \dot{f} in terms of η . This can always be done by using

$$t(0, r) = t_b(r), \quad a(0, r) = 0, \quad (20)$$

$$\frac{\partial t}{\partial r} = \int_{\eta_0}^{\eta} \frac{\partial a(\eta', r)}{\partial r} d\eta' + t'_b(r), \quad (21)$$

$$\int_0^{\eta} \frac{\partial a(\eta', r)}{\partial r} d\eta' = \frac{12\rho_0}{k(r)^{5/2}} \frac{dk(r)}{dr} \left[3 \sin \left(\eta \sqrt{k(r)} \right) - \eta \left(2 + \cos \left(\eta \sqrt{k(r)} \right) \sqrt{k(r)} \right) \right], \quad (22)$$

$$\frac{\partial \eta}{\partial r} = -a(\eta, r)^{-1} \frac{\partial t}{\partial r}, \quad (23)$$

$$R_{,r} = \frac{\partial R(\eta, r)}{\partial r} + \frac{\partial R(\eta, r)}{\partial \eta} \frac{\partial \eta}{\partial r}, \quad (24)$$

$$\frac{\partial^2 R}{\partial t \partial r} = a^{-1} \left(\frac{\partial^2 R(\eta, r)}{\partial \eta \partial r} + \frac{\partial^2 R(\eta, r)}{\partial \eta^2} \frac{\partial \eta}{\partial r} + \frac{\partial R(\eta, r)}{\partial \eta} \frac{\partial}{\partial \eta} \left(\frac{\partial \eta}{\partial r} \right) \right). \quad (25)$$

In this way the coefficients of equations (15) and (16) are fully analytical, which is a significant improvement over previous approaches, and could be used to give analytical solutions in the low redshift regime.

IV. AVERAGED ACCELERATION

Following the standard averaging procedure [6, 23, 24] we define the volume for a spherical domain, $0 < r < r_D$, as

$$V_D = 4\pi \int_0^{r_D} \frac{R^2 R_{,r}}{\sqrt{1 + 2E(r)}} dr, \quad (26)$$

and the length associated with the domain as

$$L_D = V_D^{1/3}. \quad (27)$$

Then the deceleration parameter q_D and the averaged acceleration a_D (not to be confused with the scale factor a) are defined as

$$q_D = -\ddot{L}_D L_D / \dot{L}_D^2, \quad (28)$$

$$a_D = \ddot{L}_D / L_D. \quad (29)$$

As models that give a positive averaged acceleration, we consider those studied in [12]. They are characterized by the functions $k(r)$ and $t_b(r)$ given by

$$t_b(r) = -\frac{h_{tb}(r/r_t)^{n_t}}{1 + (r/r_t)^{n_t}}, \quad (30)$$

$$k(r) = -\frac{(h_k + 1)(r/r_k)^{n_k}}{1 + (r/r_k)^{n_k}} + 1. \quad (31)$$

Note that they fix the length scale by setting $k(0) = 1$. After exploring the 9 parameters space they give three examples of LTB solutions with positive q_D as shown in Table I.

TABLE I: Three examples of the domain acceleration.

	t	r_D	ρ_0	r_k	n_k	h_k	r_t	n_t	h_{tb}	q_D
1	0.1	1	1	0.6	20	10	0.6	20	10	-0.0108
2	0.1	1.1	10^5	0.9	40	40	0.9	40	10	-1.08
3	10^{-8}	1	10^{10}	0.77	100	100	0.92	100	50	-6.35

	L_D	\dot{L}_D	\ddot{L}_D	q_D
1	16.2	1.62	0.00174	-0.0108
2	94.0	7.63	0.694	-1.08
3	8720	117	10.0	-6.35

Defining t_q as the time in the first column of Table I, i.e. the time at which $q(t_q) = q_D$, with q_D being the value in the last column of the same table, we solved the null geodesics equations (15) and (16) imposing the following initial conditions.

$$\eta(z=0) = \eta_q = \eta(t_q, 0), \quad (32)$$

$$r(z=0) = 0, \quad (33)$$

where $\eta(t_q, 0)$ is obtained by solving numerically for η_q , Eq. (12),

$$t(\eta_q, 0) = t_q, \quad (34)$$

For the second and third model of Table I which we will study we obtain, respectively,

$$\eta_q = 0.0330199, \quad (35)$$

$$\eta_q = 3.30189 \times 10^{-6}. \quad (36)$$

Eq. (32) is the natural way to map these models into luminosity distance observations for a central observer which should receive the light rays at the time t_q at which the averaged acceleration is positive.

V. COMPARING LTB TO OBSERVATIONS

An important model independent quantity is the expansion history, $H(z)$, whose value can be reconstructed from observations of the luminosity distance, D_L , via a single differentiation

[13, 14, 15, 16, 17]

$$H(z) = \left[\frac{d}{dz} \left(\frac{D_L(z)}{1+z} \right) \right]^{-1}. \quad (37)$$

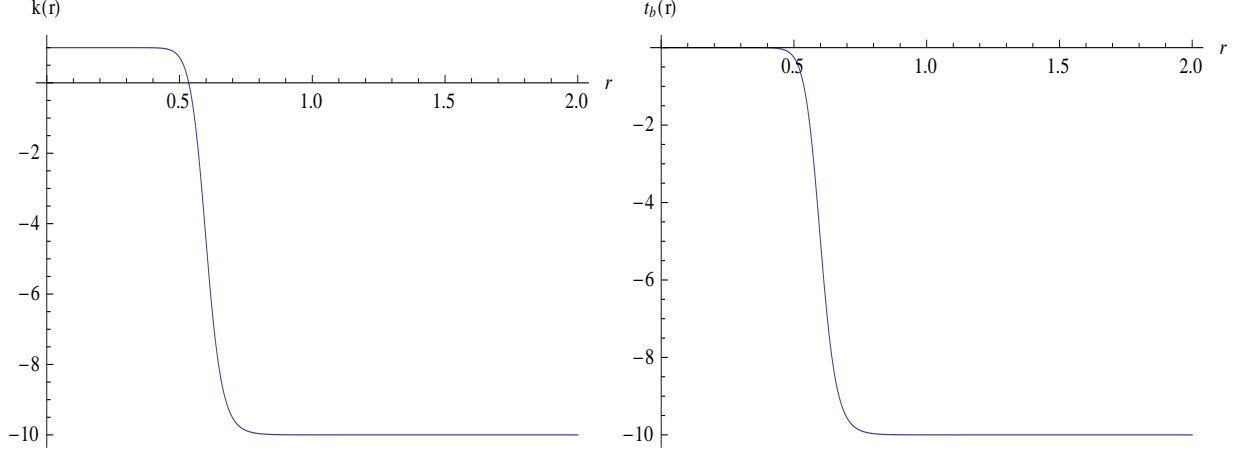


FIG. 1: $t_b(r)$ and $k(r)$ are plotted for the second model in Table I.

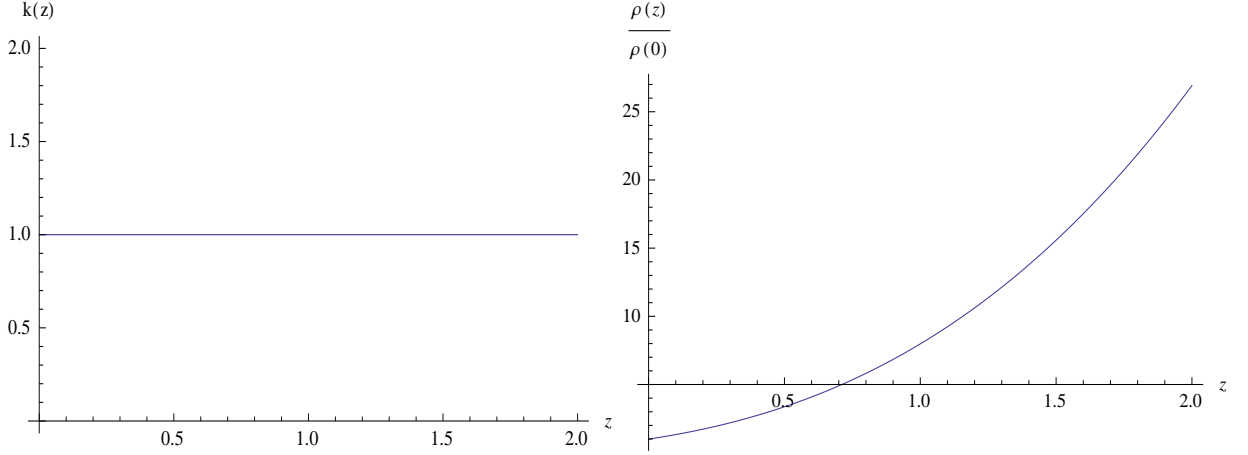


FIG. 2: $k(r(z))$ and $\rho(\eta(z), r(z))$ are plotted for the second model in Table I.

Note that this assumes the universe is not only homogeneous and isotropic but also spatially flat. The equation of state, $w(z)$, of DE is more cumbersome to reconstruct since it involves second derivatives of $D_L(z)$ and is therefore a noisier quantity than $H(z)$. An additional source of uncertainty relating to $w(z)$ is caused by the fact that the value of the matter density, Ω_{0m} enters into the determination of $w(z)$ explicitly, through the expression

$$w_{DE}(x) = \frac{(2x/3) \frac{d \ln H}{dx} - 1}{1 - (H_0/H)^2 \Omega_{0m} x^3}. \quad (38)$$

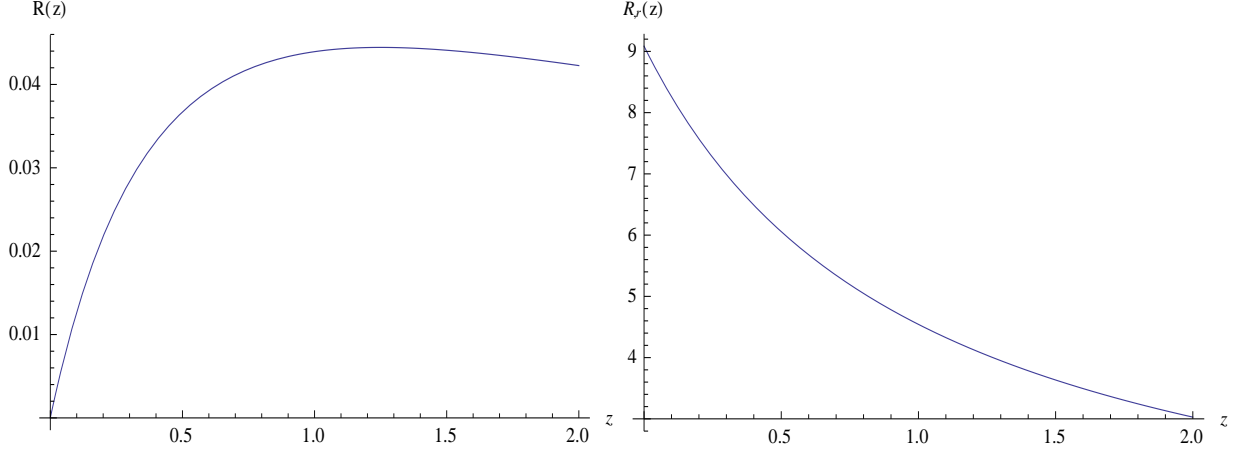


FIG. 3: $R(\eta(z), r(z))$ and $R_r(\eta(z), r(z))$ are plotted for the second model in Table I.

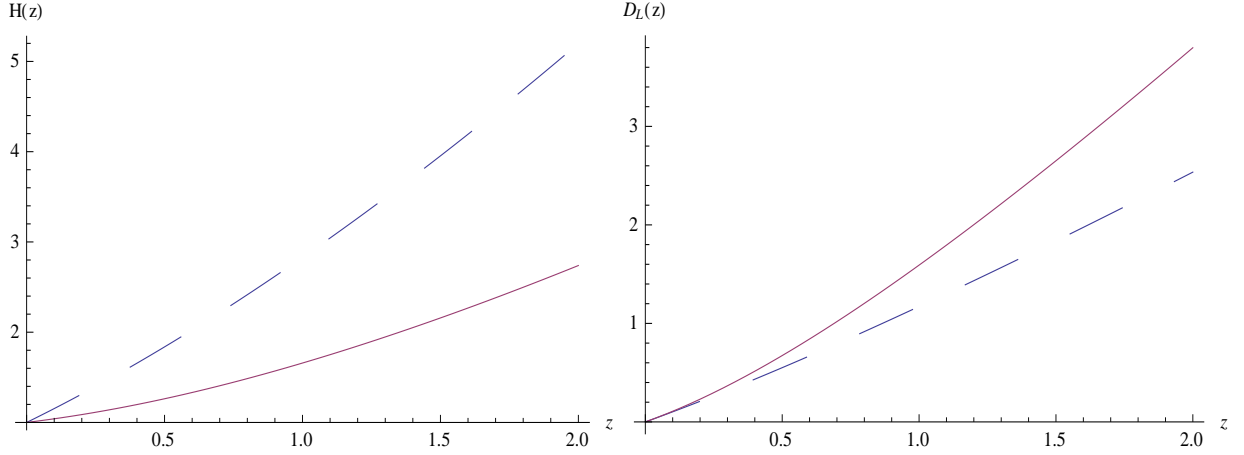


FIG. 4: $H(z)$ and $D_L(z)$ are plotted for the second model in Table I. The dashed line corresponds to the concordance Λ CDM model.

In our case we can first calculate $D_L(z)$ according to the LTB solutions geodesics equation we derived in the previous section, and then use it construct $H(z)$ and $w(z)$ according to Eqs. (38) and (37).

We compare $H(z)$ and $D_L(z)$ to the observed H_F and D_L^F using the standard best fitted FLRW cosmological model,

$$H_F(z)^2 = H_0^2 \left(\Omega_m (1+z)^3 + (1 - \Omega_m) \right) \quad \Omega_m = 0.25, \quad (39)$$

$$D_L^F(z) = (1+z) \int_0^z \frac{1}{H_F(x)} dx, \quad (40)$$

It should be noted that the parameters given in Table I require to fix the units, and we do that

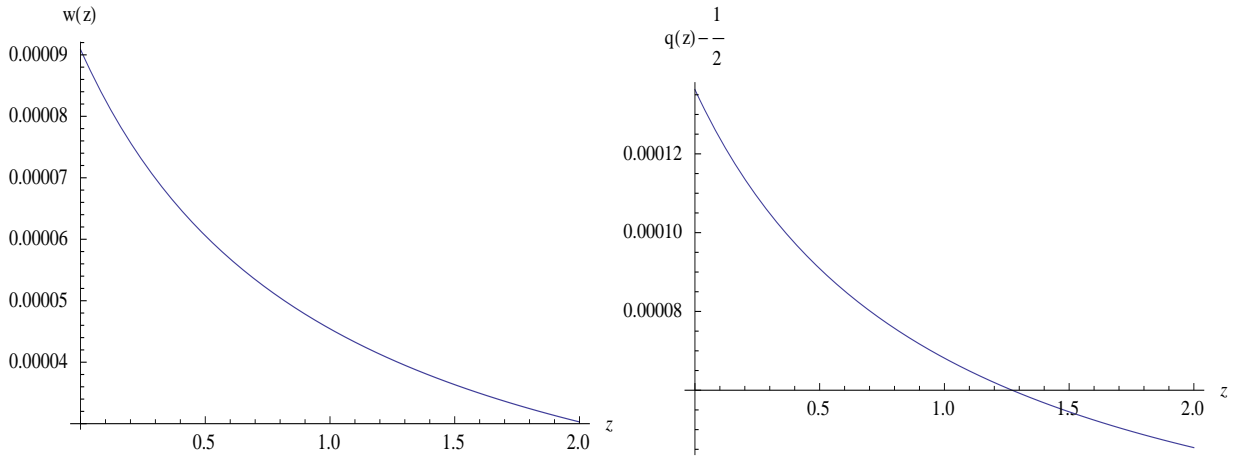


FIG. 5: $w(z)$ and $q(z)$ are plotted for the second model in Table I.

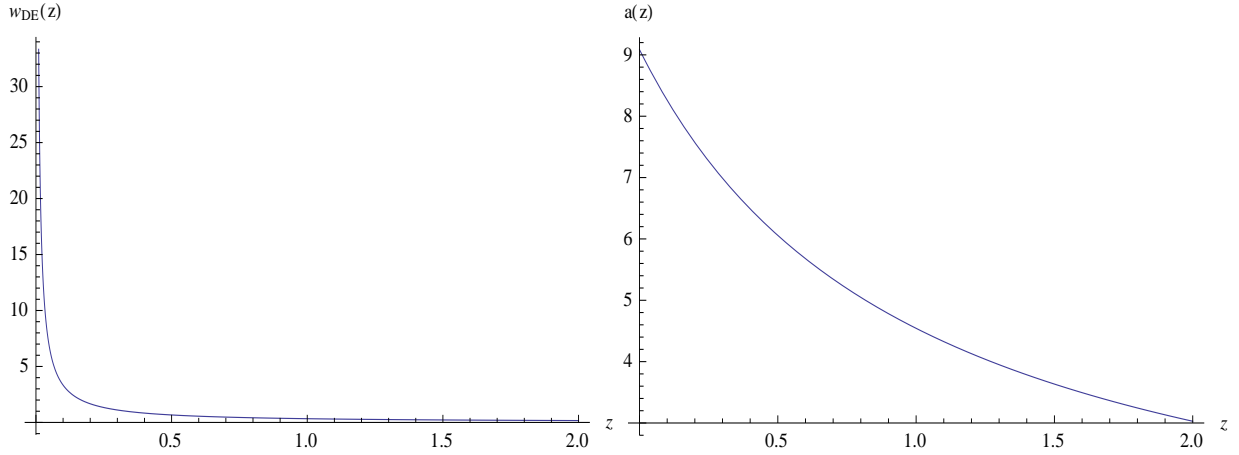


FIG. 6: $w_{DE}(z)$ and $a(z)$ are plotted for the second model in Table I.

by imposing

$$H(0) = H_0. \quad (41)$$

In this way we eliminate any ambiguity in the choice of units in order to be able to compare the observed $H_F(z)$ and $H(z)$.

For both the second and third models in Table I, $H(z)$ and $D_L(z)$ are not reproducing correctly observational data both from the quantitative and qualitative points of view. The effective $w(z)$ is small and positive and the effective $w_{DE}(z)$ is not -1 for both the second and third models. On the contrary, for the redshift range of $z \lesssim 1$, $w_{DE}(z) > 1$ for the second model, while $1 \gg w_{DE}(z) > 0$ for the third model.

As it can be seen from the plots, $k(z)$ is approximatively constant in the observationally

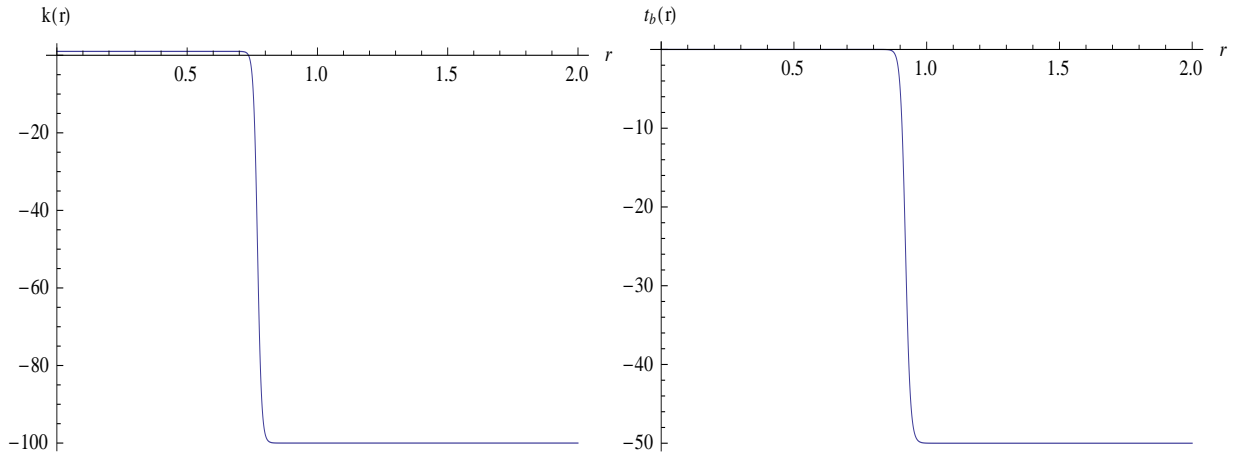


FIG. 7: $t_b(r)$ and $k(r)$ are plotted for the third model in Table I.

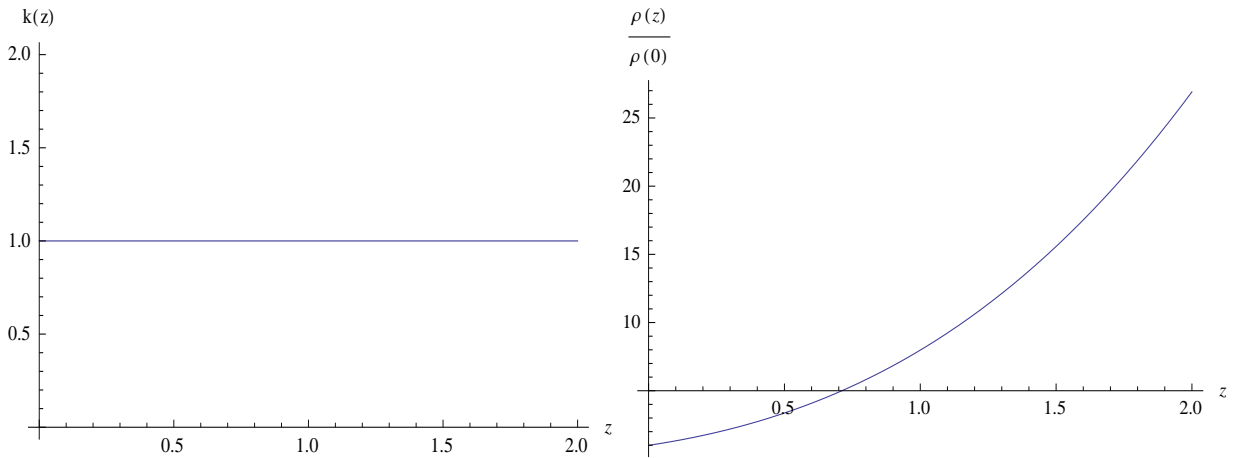


FIG. 8: $k(r(z))$ and $\rho(\eta(z), r(z))$ are plotted for the third model in Table I.

interesting redshift range, but given the parameters of these models matter is dominating at the time t_q , since as shown above $\eta_q \ll 1$, which explains why w is so small and $q(z) \approx 1/2$.

These examples show how a positive a_D does not imply a luminosity distance $D_L(z)$ compatible with observations, and gives a reverse example of the results obtained in [1], where they obtained a LTB model which fits the observed luminosity distance, consistent with a positive a^{FLRW} , but without positive averaged acceleration a_D . Our results do not rule out LTB models as alternatives to dark energy since the inversion method [20, 21] allows us to obtain the observed luminosity distance without any averaging, and some concrete examples derived independently have already been proposed [1, 10, 11].

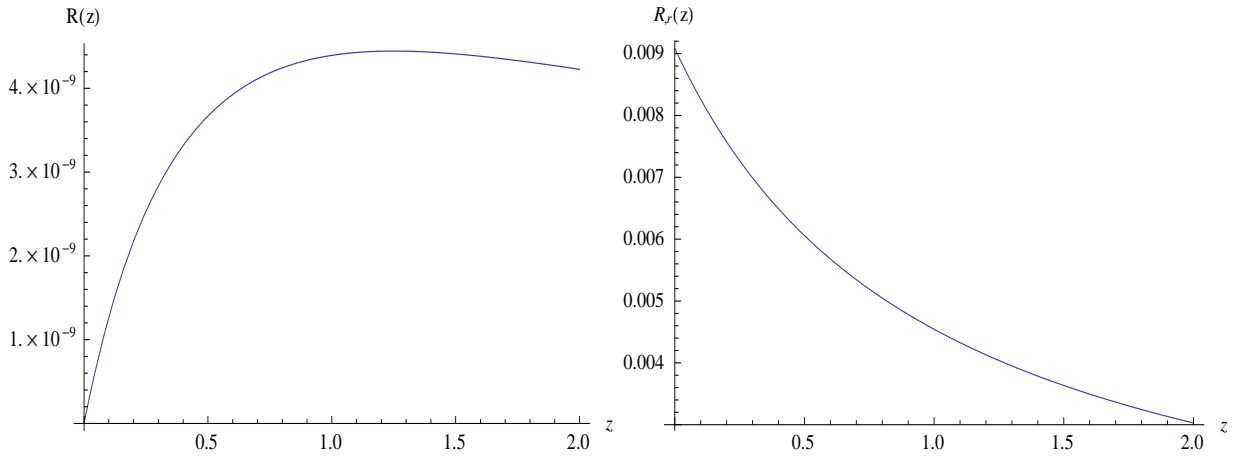


FIG. 9: $R(\eta(z), r(z))$ and $R_r(\eta(z), r(z))$ are plotted for the third model in Table I.

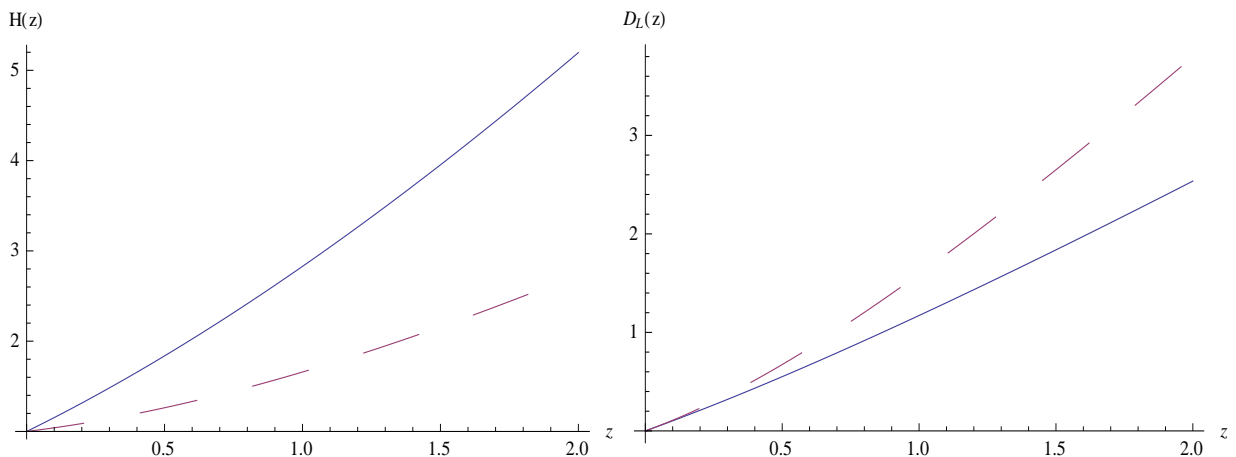


FIG. 10: $H(z)$ and $D_L(z)$ are plotted for the third model in Table I. The dashed line corresponds to the concordance Λ CDM model.

VI. DISCUSSION

We have derived a set of differential equations for the radial null geodesics in LTB space-time without a cosmological constant and used them to compute the luminosity distance for models which have positive spatial acceleration. We have also extended our analysis to other observables such as $H(z)$ and $w(z)$, explicitly showing that these models are not compatible with observations. Our conclusions do not rule out LTB models as alternatives to dark energy, but provide further evidence that physical quantities obtained via spatial averaging are not relevant to explain observational data.

In the future it will be interesting to find general analytical results in support of our con-

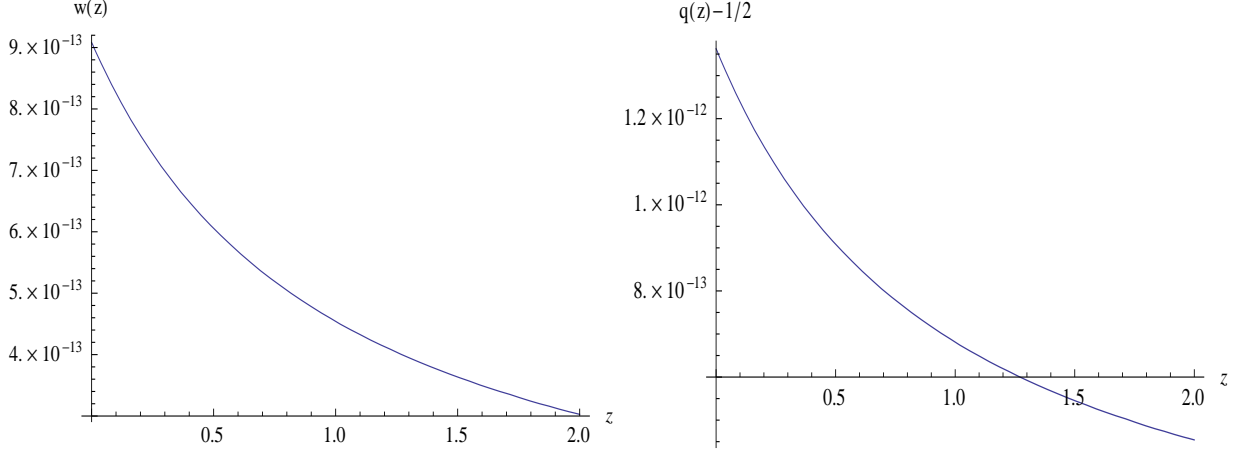


FIG. 11: $w(z)$ and $q(z)$ are plotted for the third model in Table I.

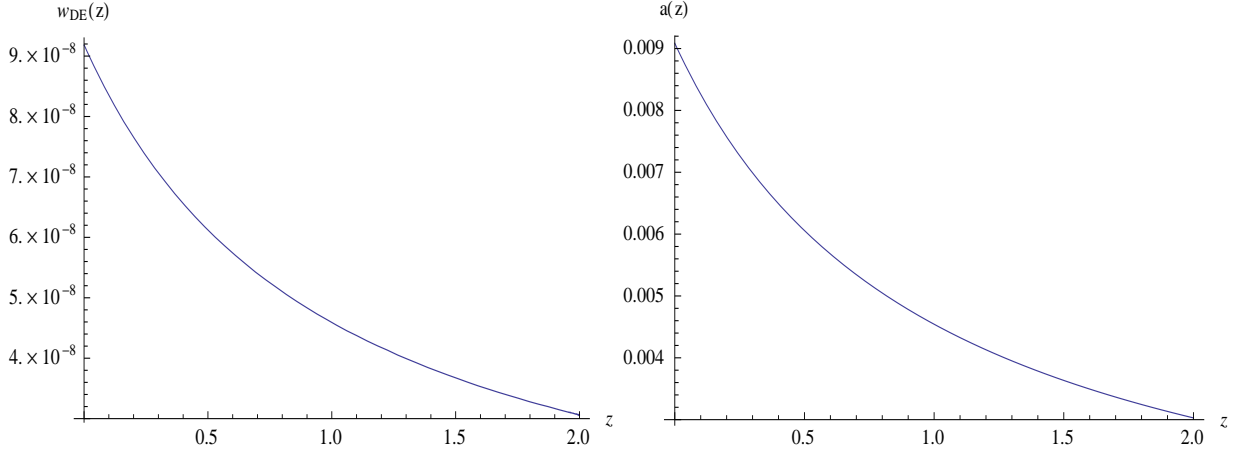


FIG. 12: $w_{DE}(z)$ and $a(z)$ are plotted for the third model in Table I.

clusions and to use the equations we derived to provide a new method to solve the inversion problem of mapping the observed luminosity distance $D_L(z)$ to LTB models.

Acknowledgments

We thank A. Starobinsky and A. Notari for useful comments and discussions. A. E. Romano was supported by JSPS. This work was also supported in part by JSPS Grant-in-Aid for Scientific Research (A) No. 21244033, and by JSPS Grant-in-Aid for Creative Scientific Research No. 19GS0219, and by Monbukagakaku-sho Grant-in-Aid for the global COE program, "The Next

- [1] K. Enqvist and T. Mattsson, arXiv:astro-ph/0609120.
- [2] A. Paranjape and T. P. Singh, arXiv:astro-ph/0609481.
- [3] G. Lemaitre, Annales Soc. Sci. Brux. Ser. I Sci. Math. Astron. Phys. A **53**, 51 (1933).
- [4] R. C. Tolman, Proc. Nat. Acad. Sci. **20**, 169 (1934).
- [5] H. Bondi, Mon. Not. Roy. Astron. Soc. **107**, 410 (1947).
- [6] Y. Nambu and M. Tanimoto, arXiv:gr-qc/0507057.
- [7] T. Kai, H. Kozaki, K. i. nakao, Y. Nambu and C. M. Yoo, Prog. Theor. Phys. **117**, 229 (2007) [arXiv:gr-qc/0605120].
- [8] R. A. Vanderveld, E. E. Flanagan and I. Wasserman, Phys. Rev. D **74**, 023506 (2006) [arXiv:astro-ph/0602476].
- [9] P. S. Apostolopoulos, N. Brouzakis, N. Tetradis and E. Tzavara, JCAP **0606**, 009 (2006) [arXiv:astro-ph/0603234].
- [10] H. Alnes, M. Amarzguoui and O. Gron, Phys. Rev. D **73**, 083519 (2006) [arXiv:astro-ph/0512006].
- [11] H. Alnes and M. Amarzguoui, arXiv:astro-ph/0610331.
- [12] C. H. Chuang, J. A. Gu and W. Y. Hwang, arXiv:astro-ph/0512651.
- [13] A. A. Starobinsky, JETP Lett. **68**, 757 (1998) [arXiv:astro-ph/9810431].
- [14] D. Huterer and M. S. Turner, Phys. Rev. D **60**, 081301 (1999) [arXiv:astro-ph/9808133].
- [15] T. Nakamura and T. Chiba, Mon. Not. Roy. Ast. Soc. **306**, 696 (1999) [arXiv:astro-ph/9810447].
- [16] T. D. Saini, S. Raychaudhury, V. Sahni and A. A. Starobinsky, Phys. Rev. Lett. **85**, 1162 (2000) [arXiv:astro-ph/9910231].
- [17] T. Chiba and T. Nakamura, Phys. Rev. D **62**, 121301(R) (2000) [arXiv:astro-ph/0008175].
- [18] A. G. Riess *et al.* [Supernova Search Team Collaboration], Astron. J. **116**, 1009 (1998) [arXiv:astro-ph/9805201].
- [19] S. Perlmutter *et al.* [Supernova Cosmology Project Collaboration], Astrophys. J. **517**, 565 (1999) [arXiv:astro-ph/9812133].
- [20] D. J. H. Chung and A. E. Romano, Phys. Rev. D **74**, 103507 (2006) [arXiv:astro-ph/0608403].

- [21] C. M. Yoo, T. Kai and K. i. Nakao, Prog. Theor. Phys. **120**, 937 (2008) [arXiv:0807.0932 [astro-ph]].
- [22] A. E. Romano, Phys. Rev. D **75**, 043509 (2007) [arXiv:astro-ph/0612002].
- [23] D. Palle, Nuovo Cim. **117B**, 687 (2002) [arXiv:astro-ph/0205462].
- [24] T. Buchert, Gen. Rel. Grav. **9**, 306 (2000) [arXiv:gr-qc/0001056].
- [25] S. Perlmutter *et al.* [Supernova Cosmology Project Collaboration], Astrophys. J. **517**, 565 (1999) [arXiv:astro-ph/9812133].
- [26] J. L. Tonry *et al.* [Supernova Search Team Collaboration], Astrophys. J. **594**, 1 (2003) [arXiv:astro-ph/0305008].
- [27] R. A. Knop *et al.* [The Supernova Cosmology Project Collaboration], Astrophys. J. **598**, 102 (2003) [arXiv:astro-ph/0309368].
- [28] B. J. Barris *et al.*, Astrophys. J. **602**, 571 (2004) [arXiv:astro-ph/0310843].
- [29] A. G. Riess *et al.* [Supernova Search Team Collaboration], Astrophys. J. **607**, 665 (2004) [arXiv:astro-ph/0402512].
- [30] C. L. Bennett *et al.*, Astrophys. J. Suppl. **148**, 1 (2003) [arXiv:astro-ph/0302207];
- [31] D. N. Spergel *et al.* [WMAP Collaboration], Astrophys. J. Suppl. **148**, 175 (2003) [arXiv:astro-ph/0302209].
- [32] D. N. Spergel *et al.*, arXiv:astro-ph/0603449.