

Redshifted intergalactic ${}^3\text{He}^+$ 8.7 GHz hyperfine absorption

Matthew McQuinn*

Harvard-Smithsonian Center for Astrophysics, 60 Garden St., Cambridge, MA 02138, USA

Eric R. Switzer†

Kavli Institute for Cosmological Physics, The University of Chicago, Chicago, IL, 60637, USA

(Dated: May 30, 2019)

Motivated by recent interest in redshifted 21 cm emission of intergalactic hydrogen, we investigate the 8.7 GHz ${}^2\text{S}_{1/2}$ $F = 0 - 1$ hyperfine transition of ${}^3\text{He}^+$. We show that this transition is a strongly linear observable of the ionization history of intergalactic helium (for which He II \rightarrow He III reionization is believed to complete at $z \sim 3$) and of the abundance of ${}^3\text{He}$ over cosmic time. While the primordial abundance of ${}^3\text{He}$ relative to hydrogen is 10^{-5} , the hyperfine spontaneous decay rate is 680 times larger. Furthermore, the antenna temperature is much lower at the frequencies relevant for the ${}^3\text{He}^+$ transition compared to that of $z > 6$ 21 cm emission. We show that the spin temperature of this 8.7 GHz line is approximately the cosmic microwave background temperature, such that this transition is best observed in absorption against high-redshift, radio-bright quasars. Instruments must reach $\sim 1 \mu\text{Jy}$ RMS noise in bands of 1 MHz on a 1 Jy source to directly resolve this absorption. However, in combination with H I Ly α forest measurements, an instrument can statistically detect this absorption from $z > 3$ with $30 \mu\text{Jy}$ RMS noise in 0.1 MHz spectral bands over 100 MHz, which may be within the reach of present instruments.

PACS numbers: 95.30.Dr, 32.10.Fn, 98.62.Ra

I. INTRODUCTION

The ${}^2\text{S}_{1/2}$ $F = 0 - 1$ hyperfine splitting of neutral hydrogen at 1.42 GHz has been the subject of intense study as an observable of the cosmological reionization of hydrogen. Several experiments aim to map the high-redshift 1.42 GHz emission, but another approach is to study the pre-reionization era in absorption against bright radio sources [1, 2, 3]. This approach is restricted to times when the spin temperature of intergalactic hydrogen is close to the cosmic microwave background (CMB) temperature ($z \gtrsim 15$) and may prove difficult because of the paucity of bright radio sources from this era.

Here, we propose a similar experiment using the ${}^3\text{He}^+$ ${}^2\text{S}_{1/2}$ $F = 0 - 1$ hyperfine transition at 8.666 GHz [4, 5] in absorption. This proposal is motivated by the fact that, while the abundance of ${}^3\text{He}$ is $\sim 10^{-5}$ that of hydrogen, the spontaneous decay rate A_{10} is 680 times larger ($A_{10} = 1.95 \times 10^{-12} \text{ s}^{-1}$ for ${}^3\text{He}^+$ [6]). We show that this transition can be used as an observable of cosmological He II \rightarrow He III reionization (hereafter, “He II reionization”) and He I \rightarrow He II reionization (which is believed to be concurrent with H I reionization) as well as to measure the abundance of ${}^3\text{He}$ from primordial nucleosynthesis.

The reionization of the hydrogen and helium in the intergalactic medium is one of the least understood events in our cosmic history. Observations of the Ly α forest constrain the intergalactic hydrogen to be reionized at $z > 6$. For any plausible spectrum of radiation that ion-

izes the hydrogen, helium also becomes singly ionized. However, it takes a hard source of ultraviolet radiation to doubly ionize the helium. Quasars are an intense source of such radiation, and their abundance peaks at $z \sim 3$. The present paradigm is that they finish doubly ionizing the helium at $z \sim 3$ [7, 8, 9, 10]. However, helium becomes doubly ionized at the same time that hydrogen is reionized (at $z > 6$) in more exotic models, such as if dark matter annihilation byproducts [11] or the first black holes [12] ionize the hydrogen.

Several observations of the $z \sim 3$ IGM suggest that that He II reionization is ending at $z \sim 3$. Ricotti et al. [13] and Schaye et al. [14] measured the temperature from the widths of the narrowest lines in the H I Ly α forest and found an increase in the temperature of $\Delta T \sim 10^4$ K between $z = 3.5$ and $z = 3$ (before a decline in temperature at lower redshifts) that is likely due to the heating from He II reionization. In addition, observations of He II Ly α absorption at $2.8 < z < 3.3$ find 10s of comoving Mpc (cMpc) regions with no detected transmission [15], which may signify the presence of diffuse intergalactic He II [16]. Finally, Songaila [17] and Agafonova et al. [18] interpreted evolution in the column density ratios of certain highly ionized metals at $z \approx 3$ as evidence for He II reionization. However, all of these probes are quite indirect and their interpretation is controversial. The observable discussed in this paper, ${}^3\text{He}^+$ hyperfine absorption, would be a more direct probe of He II reionization.

Observations of ${}^3\text{He}^+$ hyperfine emission from H II regions have been used to constrain primordial and stellar production of ${}^3\text{He}$ [5, 19, 20]. Based on these studies, the fractional abundance of ${}^3\text{He}$ is found to be $1.5_{-0.5}^{+1.0} \times 10^{-5}$ [20], consistent with the Big Bang Nucleosynthesis value of ${}^3\text{He}/\text{H} = 1.04 \pm .04 \times 10^{-5}$ implied by the best-fit

*Electronic address: mmcquinn@cfa.harvard.edu

†Electronic address: switzer@kicp.uchicago.edu

WMAP cosmology [21]. These galactic ${}^3\text{He}^+$ measurements require detailed modeling of H II regions and their emission lines. In addition, traditional models predict that stellar nucleosynthesis should produce a significant quantity of ${}^3\text{He}$ in excess of the primordial abundance. Surprisingly, in most H II regions, a significant excess is not found (e.g. [22, 23]). An intergalactic measurement of the ${}^3\text{He}$ would be much less contaminated by ${}^3\text{He}$ produced in stars, and such a measurement is likely required for a precision measurement of the primordial ${}^3\text{He}$ abundance.

The ${}^3\text{He}^+$ hyperfine transition has been proposed as a cosmological observable [24, 25, 26, 27, 28], but this is the first study to consider the ${}^3\text{He}^+$ hyperfine line in practical detail. We find that neither spin-exchange collisions with electrons nor the scattering of He II Lyman-series photons in the $z \sim 3$ IGM are sufficient to decouple the ${}^3\text{He}^+$ 8.7 GHz spin temperature significantly from the CMB temperature. This is in contrast to the 21 cm transition of hydrogen, where calculations find that the spin temperature is coupled to the kinetic temperature by the ambient radiation for $z \lesssim 15$ [26]. Because of the small spin temperature of intergalactic ${}^3\text{He}^+$, it is easiest to observe this transition in absorption against radio-bright, high-redshift quasars.

From $z = 6$ to $z = 2$, the ${}^3\text{He}^+$ hyperfine line falls between 1.2 GHz and 2.9 GHz. This is a higher frequency range than that of redshifted 21 cm surveys, and is convenient for several reasons. First, the sky temperature (which represents the noise floor) at ~ 2 GHz is 4 K, which is much smaller (by a factor > 100) than that of $z > 6$ 21 cm emission. Frequencies of a couple GHz are also less susceptible to ionospheric fluctuations or galactic Faraday rotation than measurements at hundreds of MHz. Further, these frequencies are not high enough that the lowest major resonances from the atmosphere or from astrophysical sources interfere. We show that constraints on the ${}^3\text{He}$ abundance and He I reionization are formally within reach of a square kilometer interferometer, while a statistical detection of 8.7 GHz ${}^3\text{He}^+$ absorption from during He II reionization could be feasible with existing instruments.

This paper calculates the strength of the ${}^3\text{He}^+$ hyperfine absorption signal (Sec. II) and discusses its observability. Sec. III discusses the sensitivity requirements to detect this signal in absorption. Finally, Sec. IV argues that other redshifted lines which fall into this band are likely to be subdominant to the ${}^3\text{He}^+$ 8.7 GHz absorption and describes relevant instrumental considerations.

II. THE ${}^3\text{He}^+$ SIGNAL

A. The optical depth

The $I = 1/2$ nuclear spin of ${}^3\text{He}^+$ splits the ground state into an $F = 0$ singlet and an $F = 1$ triplet, but because the nuclear moment has the opposite sign relative

to hydrogen, the singlet is the excited state [29]. The optical depth through the hyperfine line is [30]

$$\tau_{{}^3\text{He}^+} = \frac{c^3 \hbar A_{10}}{16 k_B T_s \nu_{10}^2} \frac{n_{{}^3\text{He}^+}}{(1+z) dv/dy}, \quad (1)$$

where $\nu_{10} = 8.7$ GHz, $n_{{}^3\text{He}^+} = n_{\text{H}} f_{{}^3\text{He}} x_{\text{HeII}} \Delta_b$, Δ_b is the gas density in units of the cosmic mean, v is the proper line-of-sight velocity (Hubble flow plus peculiar velocity), and y is the conformal distance. The spin temperature T_s determines the relative abundance of the hyperfine excited state to the ground state as $\exp[-h\nu_{10}/(k_B T_s)]/3$, and x_{HeII} is the fraction of helium that is He II (and \bar{x}_{HeII} is its volume average). Lastly, $f_{{}^3\text{He}}$ is the fractional abundance of ${}^3\text{He}$ relative to hydrogen, which we take to be 1.04×10^{-5} . This is the value for a Λ CDM cosmology with $\Omega_b = 0.046$, $\Omega_m = 0.27$, zero spatial curvature, massless neutrinos, a Hubble parameter of $h = 0.71$, and CMB temperature of $T_{\text{CMB}} = 2.73(1+z)$ K [21]; we adopt this cosmological model throughout.

For a reference epoch, we take $z = 3.6$ (1.84 GHz, or 16.3 cm) where the fiducial model for He II reionization in [10] predicts $\bar{x}_{\text{HeII}} \sim 0.5$, and this prediction derives mainly from the observed quasar luminosity function. With these choices, we can rewrite Eq. (1) as

$$\tau_{{}^3\text{He}^+} = 4.5 \times 10^{-7} x_{\text{HeII}} \Delta_b \frac{T_{\text{CMB}}(z)}{T_s} \left(\frac{1+z}{4.6} \right)^{1/2} \times \left(\frac{H(z)/(1+z)}{dv/dy} \right). \quad (2)$$

Note that in emission this transition has brightness temperature $(T_s - T_{\text{CMB}}) \tau_{{}^3\text{He}^+}$, which Sec. II B demonstrates is negligible for intergalactic ${}^3\text{He}^+$. It is most promising to look for the intergalactic signature in absorption against bright continuum sources.

Systems that have overdensities greater than several in the IGM have decoupled from the Hubble flow, and one can picture these regions as a forest of discrete clouds. A cloud with column density $N_{{}^3\text{He}^+}$ in ${}^3\text{He}^+$ has

$$\tau_{{}^3\text{He}^+} = 4 \times 10^{-6} \left(\frac{N_{{}^3\text{He}^+}}{10^{14} \text{ cm}^{-2}} \frac{T_{\text{CMB}}(z)}{T_s} \frac{30 \text{ km s}^{-1}}{\Delta v} \right), \quad (3)$$

where Δv is the velocity width of the cloud (including Doppler broadening). From the H I Ly α forest, we measure the neutral hydrogen column density N_{HI} of these clouds, so it is more intuitive to write Eq. (3) in terms of N_{HI} , rather than $N_{{}^3\text{He}^+}$. If we assume that all the helium is He II, photoionization equilibrium for the hydrogen, and the analytic formula that maps N_{HI} to Δ_b given in Schaye [31] (valid for $N_{\text{HI}} \lesssim 10^{18} \text{ cm}^{-2}$ and which provides an excellent fit to numerical simulations), then the optical depth to 8.7 GHz absorption of a single structure

can be written as

$$\tau_{3\text{He}^+} \approx 8 \times 10^{-6} \left(\frac{N_{\text{HI}}}{10^{15} \text{ cm}^{-2}} \frac{\Gamma_{\text{HI}}}{10^{-12} \text{ s}^{-1}} \right)^{1/3} \times \left(\frac{T_{\text{CMB}}(z)}{T_s} \frac{30 \text{ km s}^{-1}}{\Delta v} \right) \left(\frac{T}{2 \times 10^4 \text{ K}} \right)^{-0.5}, \quad (4)$$

where Γ_{HI} is the H I photoionization rate, which is measured to be $\Gamma_{\text{HI}} \approx 10^{-12} \text{ s}^{-1}$ at $z = 2 - 5$ (e.g. [32]). Column densities of 10^{15} cm^{-2} are commonplace in the H I Ly α forest (~ 1 per 10 cMpc at $z \approx 3$) and have $\Delta_b \sim 10$.

B. The spin temperature

The brightness temperature of $^3\text{He}^+$ emission scales as $(T_s - T_{\text{CMB}})/T_s$, while the optical depth to absorption scales as $1/T_s$. Therefore, whether the resonance is viewed in absorption or emission depends on how well T_s is coupled to the kinetic temperature. The spin temperature of the hyperfine transition is primarily determined by: 1) radiative excitation at ν_{10} , 2) collisional spin exchange, 3) excitation by the radiation near He II Ly α and other allowed transitions (through the $^3\text{He}^+$ equivalent of the Wouthuysen-Field effect) [33][80]. Appendix A summarizes additional, subdominant spin coupling mechanisms.

In equilibrium, the spin temperature is given by

$$T_s^{-1} = \frac{T_{\text{CMB}}^{-1} + x_c T_k^{-1} + x_\alpha T_\alpha^{-1}}{1 + x_c + x_\alpha}, \quad (5)$$

where T_k is the kinetic temperature, T_α is the effective color temperature of the resonant radiation, and the x 's are coupling coefficients that are given below. Because of the large difference between T_k and T_α versus T_{CMB} , for relevant values of the x 's Eq. (5) becomes

$$T_s \approx T_{\text{CMB}} (1 + x_c + x_\alpha). \quad (6)$$

Seiffert et al. [34] found mild distortions to the CMB temperature from extragalactic emission in radio frequencies, but this emission is negligible at 8.7 GHz at all redshifts [81].

1. Collisional spin exchange

Spin exchange from collisions with electrons dominates over spin exchange from collisions with ionic and atomic species, which have thermal velocities that are further suppressed relative to electrons by their masses. The collisional spin-exchange cross section derived from partial wave phase shifts from [35] is

$$\sigma(E) = \frac{\pi}{4k^2(E)} \sum_{L=0}^{\infty} (2L+1) \sin^2[\delta_L^t(E) - \delta_L^s(E)] \approx \frac{0.35}{k^2(E)}, \quad (7)$$

where $\hbar k = \sqrt{2m_e E}$ is the wavenumber of the scattering electron and we have worked in the approximation that the phase shifts are constant over relevant energies (C in $\sigma(E) = C/k^2(E)$ has been evaluated at 1 eV, and it rises gradually to 0.36 at 8 eV, and then falls to ~ 0.3 by 30 eV). The s and p-wave shifts dominate. This produces the thermally-averaged cross section with respect to the Bohr radius a_o

$$\bar{\sigma} = \frac{1}{(k_B T_k)^2} \int_0^\infty dE \sigma(E) E e^{-E/(k_B T_k)} \approx \frac{4.8 \text{ eV}}{k_B T_k} a_o^2. \quad (8)$$

The collisional rate is then [36]

$$x_c = \frac{n_e \kappa_{10} T_\star}{A_{10} T_{\text{CMB}}} = \frac{n_e T_\star}{A_{10} T_{\text{CMB}}} \sqrt{\frac{8k_B T_k}{\pi m_e c^2}} c \bar{\sigma} \approx 3.4 \times 10^{-3} \Delta_b \left(\frac{1+z}{4.6} \right)^2 \left(\frac{T_k}{10^4 \text{ K}} \right)^{-1/2}, \quad (9)$$

where we have assumed that hydrogen is fully ionized and the helium is singly ionized, which is a good approximation for most cases that we consider. The temperature of the IGM is measured from the H I Ly α forest to be $\sim 2 \times 10^4 \text{ K}$ near mean density at $z \sim 2 - 4$ [13, 14]. Therefore, the collisional spin coupling will be weak at $z = 3.6$ except in overdense regions with $\Delta_b \gtrsim 500$.

2. Radiative spin coupling

In addition to collisions, radiation produced by He III \rightarrow He II recombinations and directly by quasars can penetrate into the He II regions and affect T_s by pumping the hyperfine states through electronic dipole transitions. This effect turns out to be weaker for the 8.7 GHz transition of $^3\text{He}^+$ compared to the analogous mechanism for the 21 cm line of atomic hydrogen because A_{10} is much larger in the case of $^3\text{He}^+$ and because estimates show that the radiation backgrounds are much weaker at the $^3\text{He}^+$ allowed dipole transitions.

Photons that have energies greater than He II Ly α can redshift into the He II Ly α resonance or higher series resonances. However, scattering off of the higher series resonances is not an important contribution to pumping $^3\text{He}^+$ hyperfine states because such photons are removed by $^4\text{He}^+$ before they redshift into the $^3\text{He}^+$ resonances [37]. A He II Ly n photon scatters on average 5 times by $^4\text{He}^+$ before being destroyed. Approximately 0.3 of each destroyed Ly n photon for $n > 2$ ends up as a He II Ly α photon, which contributes to the pumping [38, 39]. Absorption of $> 40.8 \text{ eV}$ photons by HI or by metals (such as OIII) is typically unimportant.

Coupling of the spin temperature to the color temperature of the radiation at $^3\text{He}^+$ Ly α is described by the coefficient [38, 40, 41]

$$x_\alpha = \frac{P_{10} T_\star}{A_{10} T_{\text{CMB}}} = \frac{16\pi \chi_{\text{HeII}}^\alpha T_\star}{9A_{10} T_{\text{CMB}}} \beta_\infty S_\alpha = \frac{\beta_\infty}{\beta_\alpha} S_\alpha, \quad (10)$$

where

$$\beta_\alpha = 9.6 \times 10^{-10} \left(\frac{1+z}{4.6} \right) \text{cm}^{-2} \text{Hz}^{-1} \text{s}^{-1} \text{sr}^{-1}, \quad (11)$$

and $P_{10} = (4/9) P_{\alpha, {}^3\text{He}^+}$ [82], $P_{\alpha, {}^3\text{He}^+} \equiv 4\pi \chi_{\text{HeII}}^\alpha \beta_\infty S_\alpha$ is the He II Ly α scattering rate, $\chi_{\text{HeII}}^\alpha = \pi e^2 / (m_e c) f_\alpha$ is the He II Ly α cross section where the oscillator strength $f_\alpha = 0.416$, and $k_B T_* \equiv h\nu_{10}$. The function $S_\alpha \equiv \int d\nu \phi(\nu) \beta(\nu) / \beta_\infty$ (where $\phi(\nu)$ is the absorption profile normalized such that $\int d\nu \phi(\nu) = 1$) describes the shape of the spectrum near resonance. There is 10^4 times more ${}^4\text{He}$ than ${}^3\text{He}$ in the universe. Because of this, Ly α scattering off of ${}^4\text{He}^+$ shapes the spectrum of the radiation field at the ${}^3\text{He}^+$ Ly α resonance, which is offset 14 km s^{-1} redward of the ${}^4\text{He}^+$ Ly α resonance. (This represents a few ν_D for 10^4 K gas, where ν_D is a Doppler width.) The optical depth for a photon to redshift through the ${}^4\text{He}^+$ Ly α resonance is $\tau_{\text{HeII, Ly}\alpha} = 4200 x_{\text{HeII}} [(1+z)/4.5]^{3/2}$. Therefore, repeated scattering off of ${}^4\text{He}^+$ creates a ‘‘mesa’’ absorption profile in the incident spectrum centered on ${}^4\text{He}^+$ Ly α with width $\sim 20\nu_D$ [33]. Energy transfer from the gas during scattering causes the slope of the flat part of the mesa to converge to that of the Planck function with temperature equal to T_k and $S_\alpha \approx 1$. Scattering off of ${}^3\text{He}^+$ has a much smaller effect on the spectrum of photons near its Ly α resonance than off of ${}^4\text{He}^+$ because the average photon scatters only $0.6 x_{\text{HeII}} [(1+z)/4.5]^{3/2}$ times off of ${}^3\text{He}^+$ as it redshifts through resonance.

Scatterings from He II Ly α photons produced by recombinations pump the 8.7 GHz transition, and we have argued that they pump T_s in the direction of T_k . However, a He III \rightarrow He II recombination must take place one or two tenths of a cMpc from the edge of the He II region in order for any He II Ly α photon that results to be able to reach the He II region edge before redshifting off resonance [83]. Therefore, only if the He II region contains some He III gas (or if the recombining gas is near the He II region) are He II Ly α photons produced by recombinations present. It is likely that a large fraction of the ionizing photons during He II reionization have long mean free paths and can penetrate deep into He II regions, producing He III [10, 42].

An estimate for the specific intensity (in units of $\text{cm}^{-2} \text{s}^{-1} \text{Hz}^{-1} \text{sr}^{-1}$) at He II Ly α from *in situ* recombinations is

$$\begin{aligned} \beta_\infty \Big|_{\text{rec}} &\approx 0.7 \frac{c \alpha_B(T) \bar{n}_e \bar{n}_{\text{He}}}{4\pi} \langle \Delta_b^2 x_{\text{HeIII}} \rangle \left| \frac{dt dz}{dz d\nu} \right| & (12) \\ &\approx 6 \times 10^{-13} \left(\frac{1+z}{4.6} \right)^{9/2} \left(\frac{T}{10^4 \text{K}} \right)^{-0.7} \langle \Delta_b^2 x_{\text{HeIII}} \rangle, \end{aligned}$$

where α_B is the Case B He II recombination coefficient, and 0.7 represents the ≈ 0.7 Ly α photons, on average, that each He III \rightarrow He II recombination produces [43]. The brackets signify the average over the diffusion scale [an estimate for which is $l_{\text{diff}} \sim 0.1(\Delta v/10 \text{ km s}^{-1})(\tau_{\text{HeII, Ly}\alpha})^{-1/2} \text{ cMpc}$, where $\Delta v =$

$c\nu_D/\nu_{10}$]. The value of $\langle \Delta_b^2 x_{\text{HeIII}} \rangle$ in most He II regions in the IGM is less than unity because $\Delta_b \sim 1$ and $x_{\text{HeIII}} \ll 1$. In the simulations of McQuinn et al. [10], at the time that 50% of the helium in the IGM is He II, the mean values of x_{HeIII} in He II regions is ~ 0.1 (and becomes ~ 0.3 when there is net 80% ionization of He II). In addition, only a small fraction $n > 2$ He II Lyman series photons are converted into Ly α photons, and their contribution to β_∞ is much smaller than direct He II Ly α production during recombinations (see [84]).

Only in very overdense regions can $\langle \Delta_b^2 x_{\text{HeIII}} \rangle$ become appreciable. An estimate for the maximum β_∞ is set by when the recombination rate balances the photoionization rate, yielding

$$\beta_\infty \Big|_{\text{rec}} < 2 \times 10^{-11} x_{\text{HeII}} \Delta_b \left(\frac{1+z}{4.6} \right)^{3/2} \left(\frac{\Gamma_{\text{HeII}}}{10^{-15} \text{s}^{-1}} \right), \quad (13)$$

again in c.g.s units, where Γ_{HeII} is the He II photoionization rate and is measured to be $\sim 10^{-14} \text{ s}^{-1}$ from the $z \sim 2.5$ He II Ly α forest and $\sim 10^{-15} \text{ s}^{-1}$ in the $z \sim 3$ forest, but with large fluctuations about these values [15, 44]. However, these estimates are from within He III regions after or at the end of He II reionization. In He II regions during He II reionization, β_∞ will be smaller, as seen in the simulations of [10]. Note that even assuming $\Gamma_{\text{HeII}} = 10^{-14} \text{ s}^{-1}$ and that inequality (13) is saturated results in $x_\alpha < 1$. The value of Γ_{HeII} could be boosted close to a bright ultraviolet source, but the required value of Γ_{HeII} such that $x_\alpha = 1$ would quickly photoionize the He II unless $\Delta_b \gtrsim 40$ at $z = 3.6$.

Ultraviolet photons with energies greater than 40.8 eV and less than 54 eV that are produced by quasars can also pump the ${}^3\text{He}^+$ hyperfine states (stars in galaxies produce very few photons with energies greater than 40.8 eV). Because quasar spectra should not vary significantly over this wavelength interval, the radiation that redshifts onto resonances is a fairly homogeneous background. (Note that a photon redshifting from He II Ly β to He II Ly α travels $600[(1+z)/4.5]^{1/2} \text{ cMpc}$.) However, detailed estimates for the UV background from quasars in [45] find $\beta \lesssim 10^{-12} \text{ s}^{-1} \text{cm}^{-2} \text{Hz}^{-1} \text{sr}^{-1}$, which is insufficient to significantly decouple T_s from T_{CMB} .

In summary, we find that $T_s \sim T_{\text{CMB}}$ except in regions dense enough for collisional coupling to be important ($\Delta_b \gtrsim 500$ at $z = 3.6$ for $x_c = 1$) or in dense regions nearby bright ultraviolet sources where radiative coupling can operate ($\Gamma_{\text{HeII}} \gtrsim 5 \times 10^{-14} \text{ s}^{-1}$ and $\Delta_b \gtrsim 40$ at $z = 3.6$ for $x_\alpha = 1$ and for He II to be present). Note that galactic detections of ${}^3\text{He}^+$ have found the 8.7 GHz line of ${}^3\text{He}^+$ in emission from galactic H II regions. There, though, the electron number density is $\sim 10^8$ times higher than in the $z \sim 3$ IGM.

Because the T_s does not decouple significantly from T_{CMB} , detecting intergalactic ${}^3\text{He}^+$ 8.7 GHz emission during this era would require a mammoth effort. Even if one were to take $T_s \gg T_{\text{CMB}}$, we find that sensitivities of

$\sim 0.3 \mu\text{K}$ at $\sim 10 \text{ cMpc}$ scales would be required. However, because we showed that $T_s \approx T_{\text{CMB}}$ except in and near galaxies, the sensitivity requirements are at least a factor of several more stringent. Simple estimates suggest that this small signal still could be detected with an SKA. Further, it is not clear that $^3\text{He}^+$ is the dominant emission line at $\sim 2 \text{ GHz}$ and, for example, 4.2 GHz hyperfine emission from ^{14}NV may also be important (Sec. IV B 1), and 21 cm emission will dominate over the $^3\text{He}^+$ emission signal from $z > 5.1$. Furthermore, the scientific applications of 8.7 GHz emission are unclear. Detecting the $^3\text{He}^+$ 8.7 GHz line in absorption is both more promising and more scientifically interesting, and absorption is the focus for the remainder of this paper.

III. PROSPECTS FOR DETECTION

Fig. 1 shows an estimate for the $^3\text{He}^+$ absorption signal along four 190 cMpc skewers and at four times during He II reionization. Each skewer is calculated from the L1 simulation in [10], assuming that $T_s = T_{\text{CMB}}$. He III regions can be identified from these skewers (the regions in which the low density pixels have zero flux). Note that these calculations do not capture the densest, most absorbed regions during He II reionization, which may remain self-shielded after He II reionization. After He II reionization, estimates are that there will be ~ 1 self-shielding system per 30 cMpc (e.g., [46]). In addition, the ionizing radiation from the observed quasar will decrease the amount of absorption close to it, a “ $^3\text{He}^+$ proximity effect”. This effect is not included in Fig. 1 and may prove valuable for probing the He II reionization process.

In this section, we first review the high-redshift, radio-bright source population (Sec. III A) and then quantify the prospects for detecting the 8.7 GHz absorption signal with existing and planned radio telescopes (Sec. III B). We discuss three methods to detect the signal: (1) direct imaging of 8.7 GHz absorption, (2) a statistical detection of it, and (3) a targeted observation that uses the quasar’s Ly α forest absorption to locate regions with large $\tau_{^3\text{He}^+}$. We quantify the telescope specifications required to detect the signal with each of these methods. This section discusses only the formal sensitivity limit from thermal radiometer noise, and Sec. IV A describes important instrumental factors.

A. The high-redshift, radio-bright quasar population

Radio-bright quasars represent $\sim 10\%$ of the quasar population, and their abundance peaks at $z \sim 2.5$ [47, 48, 49]. The radio quasars described here are also optically luminous, allowing a determination of their redshift [47]. We also use the fact they are optically luminous in Sec. III B 3 to consider the H I Ly α signal in parallel. Many radio observations have focused on identifying and

studying these rare objects [47, 48, 50, 51, 52]. Taken together, surveys for radio-bright quasars cover a significant fraction of the sky, but are heterogeneous in flux limits, completeness, area, and spectroscopic followup in the optical. It is therefore challenging to estimate space densities and counts of this population.

We found 17 sources with $z > 2$ and 1.4 GHz fluxes $\gtrsim 200 \text{ mJy}$ from recent radio-bright quasar catalogs [47, 48, 50, 53]. Our selection is not complete, and is only meant to indicate that such sources exist. In the $z \sim 3.5$ range, the luminous “GHz peaked” [53] source J1445+0958 at $z = 3.53$ with $\sim 2 \text{ Jy}$ at 1.4 GHz is very promising (one also has PMN J1230-1139 at $z = 3.53$ with 480 mJy at 1.4 GHz and PMN J2003-3252 at $z = 3.78$ with 470 mJy at 1.4 GHz). Dense systems with $N_{\text{HI}} \gtrsim 10^{16} \text{ cm}^{-2}$ self-shield to He II-ionizing photons and remain He II -rich at all redshifts. At these lower redshifts, one finds sources such as J0240-2309 at $z = 2.23$ with $\sim 5 \text{ Jy}$ at 1.4 GHz and several other $z \sim 2.3$ sources with $\sim 2 \text{ Jy}$ at 1.4 GHz [53]. At the high redshift end, the $z = 5.11$ quasar TN J0924-2201 has a flux of 70 mJy at 1.4 GHz [51, 52].

B. Sensitivity

1. Directly resolving the $^3\text{He}^+$

The RMS thermal noise for an interferometric measurement of the flux of a point source is

$$\begin{aligned} \Delta S &\approx \frac{2k_B \gamma T_{\text{sys}}}{A_{\text{eff}} \sqrt{2} t_{\text{obs}} \Delta\nu} \\ &= 0.5 \mu\text{Jy} \gamma \left(\frac{T_{\text{sys}}}{20 \text{ K}} \frac{10^5 \text{ m}^2}{A_{\text{eff}}} \right) \left(\frac{\text{week MHz}}{t_{\text{obs}} \Delta\nu} \right)^{\frac{1}{2}} \quad (14) \end{aligned}$$

where A_{eff} is the effective collecting area of the interferometer, γ encodes the instrumental efficiency, $\Delta\nu$ is the width of the frequency channel, t_{obs} is the integration time, and T_{sys} is the system temperature of the instrument. Instruments that are currently operating at 2 GHz achieve system temperatures of 20–30 K, which is set by receiver noise rather than the sky ($T_{\text{sky}} \approx 4 \text{ K}$).

Therefore, to directly resolve this absorption in mean density gas at $z = 3.6$ with a week-long observation, an ideal instrument with $A_{\text{eff}} = 10^4 \text{ m}^2$ requires a source with $S_{1.8\text{GHz}} = \Delta S / \tau_0 \approx 5 \text{ Jy}$ (more than twice the brightness of any known $z \sim 4$ source), where τ_0 is the $^3\text{He}^+$ optical depth for mean density gas in the Hubble flow. Here we have considered 10^4 m^2 to be representative of existing telescopes, where in the bands we consider: 1) the GBT has $A_{\text{eff}} \sim 5500 \text{ m}^2$, 2) the GMRT ($\nu < 1.45 \text{ GHz}$) has $A_{\text{eff}} \sim 18200 \text{ m}^2$ and, 3) the VLA has $A_{\text{eff}} \sim 7300 \text{ m}^2$ [85]. For contrast, the Square Kilometer Array (SKA) requires a source with only $S_{1.8\text{GHz}} \approx 50 \text{ mJy}$. Overdensity (and infall) can boost the absorption and reduce these requirements.

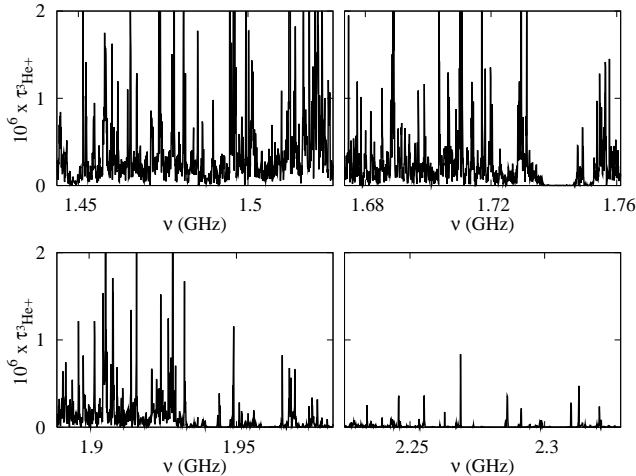


FIG. 1: The ${}^3\text{He}^+$ absorption signal along four 190 cMpc skewers at different times during He II reionization, calculated from simulation L1 in [10]. The top-left panel is from $\bar{z} = 5.0$ and volume-averaged He II fraction of $\bar{x}_{\text{HeII},V} \approx 0.9$, the top-right is from $\bar{z} = 4.2$ and $\bar{x}_{\text{HeII},V} \approx 0.7$, the bottom-left is from $\bar{z} = 3.6$ and $\bar{x}_{\text{HeII},V} \approx 0.4$, and the bottom-right is $\bar{z} = 2.9$ and $\bar{x}_{\text{HeII},V} \approx 0$. Note that these calculations do not resolve the densest peaks, where $\tau_{3\text{He}^+}$ is largest.

Sensitivities of $\Delta S \approx 1 \mu\text{Jy}$ in 1 MHz spectral bins have not been achieved at these frequencies. For example, Omar et al. [54] performed a 5 hr observations on the Very Large Array at 1.7 GHz in search of OH absorption along a sightline, and they achieved 0.7 mJy RMS per 24.4 kHz (about $100 \mu\text{Jy}$ RMS per MHz, a factor of 100 off the mark for directly resolving the ${}^3\text{He}^+$ signal). However, we show in subsequent sections that clever methods can dramatically relax the sensitivity requirements to detect this absorption to $\Delta S \approx 30 \mu\text{Jy}$ in spectral bins of 0.1 MHz.

2. Detecting the power spectrum of 8.7 GHz absorption

The power spectrum of $\tau_{3\text{He}^+}$ provides the simplest statistical description of the 8.7 GHz absorption properties. To calculate the sensitivity of an instrument to the power spectrum, we need to estimate the power spectrum of the instrumental noise. The power spectrum of the noise can be derived by equating $k_N P(k)/\pi$ with ΔS^2 , and is equal to

$$P_N(k) = \Delta S^2 \Delta \nu \frac{dy}{d\nu}, \quad (15)$$

where k is the wavevector in comoving units and k_N is the Nyquist wavevector, and where, for redshifts at which $\Omega_m(z) \approx 1$,

$$\frac{dy}{d\nu} \approx 2 \left(\frac{z+1}{4.5} \right)^{1/2} \text{cMpc} \cdot \text{MHz}^{-1}. \quad (16)$$

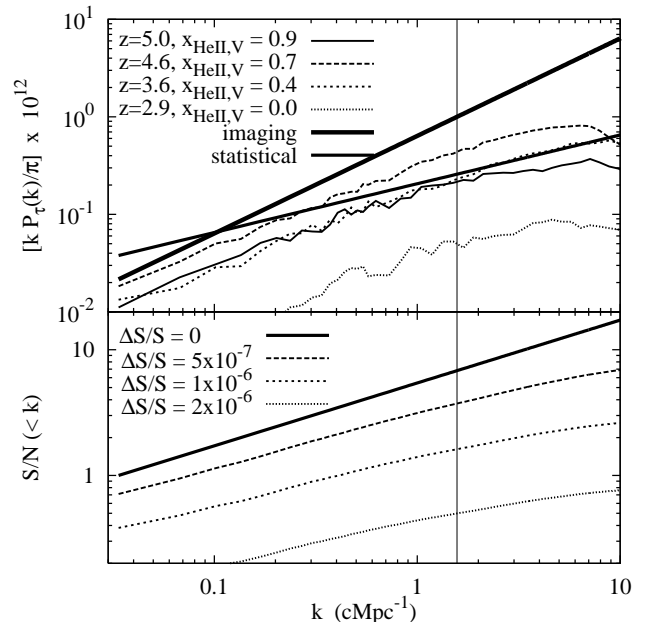


FIG. 2: Top panel: The power spectrum of $\tau_{3\text{He}^+}$ at several times during He II reionization, estimated from the L1 simulation of He II reionization presented in [10]. Also included is the noise power spectrum (the curve labeled “imaging”), assuming an observation with $\Delta S/S = 10^{-6}$ at 1 MHz over $B = 100$ MHz. If the noise power is smaller than $P_{\tau_{3\text{He}^+}}$, individual modes in the signal can be imaged. The “statistical” curve is the error on P_τ in a bin of size $\Delta k/k = 0.3$. The vertical line corresponds to the Nyquist wavevector for 1 MHz spectral resolution. Bottom Panel: The cumulative S/N ratio as a function of wavevector for the $z = 3.6$ signal shown in the top panel, assuming $B = 100$ MHz and the specified $\Delta S/S$ in 1 MHz spectral bins.

In the case $P_N(k) < P_\tau(k)$, where P_τ is the power spectrum of $\tau_{3\text{He}^+}(\nu)$, one can constrain individual k -modes.

The signal-to-noise (S/N) ratio of a statistical detection of P_τ for a single quasar is given by

$$\left(\frac{S}{N} \right)^2 = \frac{1}{2} \sum_{\text{modes}} \left(\frac{P_\tau(k)}{P_\tau(k) + P_N(k)/S^2} \right)^2. \quad (17)$$

Eq. (17) assumes Gaussianity. The noise should be Gaussian, but the signal will not be. Then, when the signal is comparable to the noise, Eq. (17) is an overestimate.

The S/N scales with experimental parameters (in the limit that radiometer noise dominates over sample variance) as

$$\frac{S}{N} \propto \frac{B^{1/2} A_{\text{eff}}^2 \langle S^2 \rangle N_{\text{QSO}}^{1/2} t_{\text{obs}}}{\gamma^2 \Delta \nu^{1/2} T_{\text{sys}}^2}, \quad (18)$$

where N_{QSO} is the number of quasars in which this absorption is observed, B is the bandwidth, and Eq. (18) assumes that P_τ is independent of k (which is approximately true for $k \lesssim 10 \text{ cMpc}^{-1}$).

The top panel in Fig. 2 shows P_τ at 4 times during the L1 simulation of He II reionization presented in [10] under the assumption $T_s = T_{\text{CMB}}$ (which is an excellent approximation; Sec. IIB). It is clear that the amplitude changes during He II reionization, but the shape does not evolve considerably, even though the He III bubbles grow during the redshift range considered. Aliasing makes the growth of bubbles less apparent in the 1-D power spectrum (though, other statistics may be better suited to discriminate the bubble growth and structure). The “imaging” curve in Fig. 2 is the sensitivity of an observation with $\Delta S/S = 10^{-6}$ at 1 MHz (Eq. 15), and the “statistical” curve is the error on bins of $\Delta k/k = 0.3$ for an observation with $B = 100$ MHz (including the cosmic variance term using the signal from $z \approx 3.6$).

The bottom panel in Fig. 2 calculates the S/N ratio for different sensitivities in 1 MHz spectral bins assuming $B = 100$ MHz and using the $z = 3.6$ signal shown in the top panel. This panel demonstrates that an observation with $\Delta S/S = 10^{-6}$ in 1 MHz pixels is required to detect P_τ at $S/N \sim 3$ and that an observation that is twice as sensitive ($\Delta S/S = 5 \times 10^{-7}$) yields a large fraction of the available information.

3. A guided observation that uses the Ly α forest

The sensitivity requirements to detect intergalactic 8.7 GHz absorption are relaxed if the Ly α forest absorption (as well as Ly β and Ly γ) can also be measured along parts of a sightline. Lyman-series absorption reveals where the densest systems in the IGM lie, such that the signal can be measured just from the pixels in which the S/N ratio is expected to be highest. This additional information is a huge benefit and can result in a large gain in an observation’s sensitivity to 8.7 GHz absorption. In Sec. IIIB2, we saw that an observation with $\Delta S/S \sim 10^{-6}$ for $\Delta\nu = 1$ MHz was needed to detect this signal. Here we show that $\Delta S/S \approx 3 \times 10^{-5}$ for $\Delta\nu = 0.1$ MHz in combination with Ly α forest data can yield a significant detection of gas that should be ionized by He II reionization, and in Sec. IIIB4 we show that dense systems could provide an even larger signal.

Using the H I Ly α forest as a template, an optimistic estimate for the S/N ratio that an observation of 8.7 GHz absorption can achieve is

$$\left(\frac{S}{N}\right)_{\text{opt}}^2 = \bar{x}_{\text{HeII}}^2 \Delta z \int_{N_{\text{HI}}^{\text{min}}}^{N_{\text{HI}}^{\text{max}}} \frac{d^2 N}{dz dN_{\text{HI}}} \left(\frac{S \tau_{\Delta\nu}}{\Delta S}\right)^2 dN_{\text{HI}}, \quad (19)$$

where $d^2 N/dz dN_{\text{HI}} \approx 3 \times 10^7 N_{\text{HI}}^{-1.5} (1+z)^{2.46}$ is the column-density distribution of N_{HI} using the fit in [55] valid for $z > 1.7$ and $N_{\text{HI}} < 2 \times 10^{17} \text{ cm}^{-2}$, $N_{\text{HI}}^{\text{min}}$ and $N_{\text{HI}}^{\text{max}}$ are the minimum and maximum H I column densities included in the measurement, and Δz is the redshift interval that the observation spans. In addition, $\tau_{\Delta\nu} \approx \sigma_{3\text{He}^+} N_{3\text{He}^+} / \Delta\nu$, where $\sigma_{3\text{He}^+} = c^2 h A_{10} / (32\pi\nu_{10} k_B T_{\text{CMB}})$, is the effective optical depth

to the 8.7 GHz hyperfine transition if the absorber falls within a spectral pixel of width $\Delta\nu$ and has $x_{\text{HeII}} = 1$. The dependence of Eq. (19) on \bar{x}_{HeII} can underestimate the signal in self-shielding regions. Finally, we assume $\Gamma_{\text{HI}} = 10^{-12} \text{ s}^{-1}$ [32] and we use the same mapping between N_{HI} and $N_{3\text{He}^+}$ used to derive Eq. (5), which yields the scaling $N_{3\text{He}^+} \propto N_{\text{HI}}^{1/3}$.

Equation (19) is an estimate for the average S/N ratio that an observation of 8.7 GHz absorption can achieve, assuming that the location of absorbers with N_{HI} between $N_{\text{HI}}^{\text{max}}$ and $N_{\text{HI}}^{\text{min}}$ is known (via the Lyman forest). In practice, the H I Ly α forest saturates easily (and the other Lyman resonances are contaminated by absorption from Ly α absorption at lower redshift and span a smaller redshift interval) such that it is difficult to discriminate between absorbers with N_{HI} in the range $10^{14} - 10^{19} \text{ cm}^{-2}$.

A more realistic estimate for the S/N ratio may be to assume that an observation co-adds the radio signal from the location of dense absorbers with $N_{\text{HI}} > N_{\text{HI}}^{\text{min}}$ (i.e., does not use knowledge about the value of N_{HI}). In this case, an estimate for the S/N ratio at which $^3\text{He}^+$ 8.7 GHz absorption can be detected is

$$\left(\frac{S}{N}\right)_{\text{cons}}^2 = \frac{\bar{x}_{\text{HeII}}^2 \Delta z}{\Delta S^2} \left(\int_{N_{\text{HI}}^{\text{min}}}^{N_{\text{HI}}^{\text{max}}} \frac{d^2 N}{dz dN_{\text{HI}}} (S \tau_{\Delta\nu}) dN_{\text{HI}} \right)^2 \times \left(\int_{N_{\text{HI}}^{\text{min}}}^{N_{\text{HI}}^{\text{max}}} \frac{d^2 N}{dz dN_{\text{HI}}} dN_{\text{HI}} \right)^{-1}. \quad (20)$$

Therefore, equation (19) represents an N_{HI} -weighted estimate for the S/N ratio and equation (20) represents an unweighted estimate.

Ly α forest absorbers with $N_{\text{HI}} > 10^{13} \text{ cm}^{-2}$ have widths of order $10 - 60 \text{ km s}^{-1}$ [55, 56]. Note that $\Delta\nu = 100 \text{ kHz}$ at 2 GHz corresponds to 15 km s^{-1} . Lines with $N_{\text{HI}} > 10^{15-16} \text{ cm}^{-2}$ will self-shield even after He II reionization [10] and have optical depths of unity to He II Lyman-limit photons. Systems that are moderately self-shielded are still highly ionized, such that it is likely safe to consider absorbers with $N_{\text{HI}}^{\text{max}} \lesssim 10^{16} \text{ cm}^{-2}$ as probing He II reionization.

Fig. 3 shows our optimistic (dashed curves) and conservative (solid curves) estimates for the significance that $^3\text{He}^+$ 8.7 GHz absorption could be detected with this method if $\bar{x}_{\text{HeII}} = 1$. We assume for this calculation $z = 3.6$, $B = 100$ MHz ($\Delta z \approx 0.25$), and $N_{\text{HI}}^{\text{min}} = 10^{13} \text{ cm}^{-2}$ (thin curves) or $N_{\text{HI},\text{min}} = 10^{14} \text{ cm}^{-2}$ (thick curves). Both the optimistic and conservative estimates yield similar results, namely that $\Delta S \sim 30 \bar{x}_{\text{HeII}} \mu\text{Jy}$ is required to detect the 8.7 GHz absorption signal using absorbers with $N_{\text{HI}} \lesssim 10^{16} \text{ cm}^{-2}$. Also, note that targeted studies that use H I Ly α absorption will only be successful at redshifts at which the Ly α absorption is not saturated: It becomes easier to use the H I Ly α forest as the redshift decreases (and the forest becomes more transparent), and it would be difficult to use this absorption to guide 8.7 GHz absorption studies at $z \gtrsim 5$ and impossible at $z > 6$.

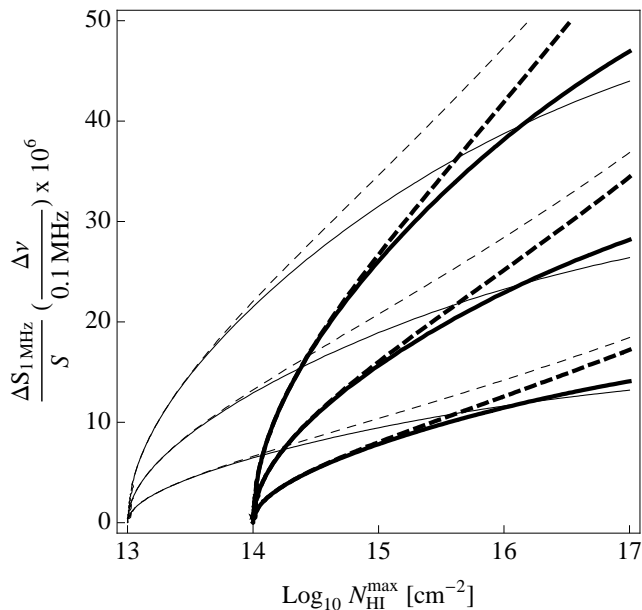


FIG. 3: Contours for 3, 5 and 10 σ detections in the $N_{\text{HI}}^{\text{max}}$ versus $[\Delta S/S (\Delta\nu/0.1 \text{ MHz})]$ plane. The dashed curves are for the optimistic estimator and the solid are the conservative one. We assume for this calculation $z = 3.6$, $N_{\text{HI}}^{\text{min}} = 10^{13} \text{ cm}^{-2}$ (thin curves) or $N_{\text{HI}}^{\text{min}} = 10^{14} \text{ cm}^{-2}$ (thick curves), that $\bar{x}_{\text{HeII}} = 1$, and $B = 100 \text{ MHz}$.

Fig. 3 shows that observations with $\Delta S/S \gtrsim 2 \times 10^{-5}$ are most sensitive to the highest column density lines ($N_{\text{HI}} \gtrsim 10^{16} \text{ cm}^{-2}$). However, for such observations there will be significant sightline-to-sightline scatter in the significance of a detection: There are ~ 1 systems with $N_{\text{HI}} > 10^{17} \text{ cm}^{-2}$ per 100 MHz and this number scales as $N_{\text{HI}}^{-0.5}$ with N_{HI} .

4. ${}^3\text{He}^+$ absorption in super Lyman-limit and damped Ly α systems

Thus far we have focused mostly on ${}^3\text{He}^+$ absorption in intergalactic absorption systems with $N_{\text{HI}} \lesssim 10^{16} \text{ cm}^{-2}$. Higher column-density systems are not affected by He II reionization. However, clouds with $N_{\text{HI}} \gtrsim 10^{20} \text{ cm}^{-2}$ (called “DLAs”) are easily identifiable in the H I Ly α forest because the damping wings of the hydrogen line appear in absorption. There will be ~ 1 such system per unit redshift at $z \approx 3$ [55].

These systems may make the easiest targets to search for large values of $\tau_{3\text{He}^+}$, and, since they will appear in absorption even after He II reionization, programs that aim to find redshifted ${}^3\text{He}^+$ absorption may find the most immediate success if they target low-redshift DLAs, utilizing the brightest extragalactic radio sources on the sky.

It is thought that between $N_{\text{HI}} \sim 10^{17} \text{ cm}^{-2}$ and $N_{\text{HI}} \sim 10^{21} \text{ cm}^{-2}$, the nature of these absorbers shifts from being overdense intergalactic regions to being systems that live within halos and in galactic disks. Un-

fortunately, systems with $N_{\text{HI}} \gtrsim 10^{18} \text{ cm}^{-2}$ are not as well-understood as those with lower N_{HI} because hydrodynamic simulations of the IGM do not include the detailed radiative transfer needed to model the ionization state of dense self-shielding systems. It is not obvious how much He II absorption is expected from these high column-density systems and such modeling is beyond the scope of this paper. It is quite possible that some of systems would have $\tau_{3\text{He}^+} > 10^{-4}$. See footnote [86] for further discussion.

C. ${}^3\text{He}^+$ absorption from $z > 5.1$

Lower redshift 21 cm emission contaminates the ${}^3\text{He}^+$ signal at $z > 5.1$. A mere $10^8 M_{\odot}$ in neutral hydrogen with 20 km s^{-1} circular velocity at $z = 0.3$ has $S \approx 5 \mu\text{Jy}$. It is conceivable that this large contaminant could prohibit the use of ${}^3\text{He}^+$ 8.7 GHz absorption at high redshift. The most obvious application for 8.7 GHz absorption is to study He I reionization (which should be concurrent with hydrogen reionization).

Fortunately, low-redshift 21 cm emission is confined to galaxies, and, therefore, a small enough interferometric beam may be able to peer through the holes in the galaxy distribution and detect this high-redshift 8.7 GHz absorption signal. The $z = 0$ H I luminosity function constructed with the HIPASS survey extends to galaxies that contain $10^7 M_{\odot}$ in neutral hydrogen, with a number density of detected objects of order 0.1 cMpc^{-3} [57]. If we conservatively assume a galaxy number density of 1 cMpc^{-3} , to observe 8.7 GHz absorption at $z = 7$ (or 21 cm radiation from $z = 0.3$) requires a beam constructed with baselines of length 0.5 km in order for 1 foreground galaxy on average to enter the beam per 10 MHz. In addition, if we assume that all galaxies have radius 10 kpc in this toy model, the ultimate limit that a long baseline observation could achieve is ~ 0.01 foreground 21 cm-emitting galaxy per 10 MHz.

Observations of reionization of the first electron of helium via ${}^3\text{He}^+$ 8.7 GHz absorption would require a bright $z > 6$ source. It is possible that a bright enough population of sources exist. Carilli et al. [52] observed two $z = 5.2$ radio galaxies that had fluxes 74 mJy and 18 mJy at 1.4 GHz to search for high-redshift 21 cm absorption. These sources were also selected to have a soft spectral index, so it is possible that even brighter $z > 5$ sources exist at $\sim 2 \text{ GHz}$. Under ideal conditions, a 1 week observation of a 50 mJy source with the SKA would be sensitive to $1 \mu\text{Jy}$ absorption features.

IV. CONTAMINANTS

A. Instrumental sources of contamination

There are a few significant challenges to the proposed program of wideband precision spectrometry: 1) terres-

trial radio frequency interference (RFI), 2) passband calibration and stability, 3) gain calibration across polarizations, 4) distortions owing to a turbulent ionosphere, and 5) the frequency dependence of the instrumental beam. While it is beyond the scope of this study to quantify the severity of these challenges, we argue that many of these challenges are less severe for observations of 8.7 GHz absorption compared to $z > 6$ 21 cm emission.

The relevant spectral band has many broadband transmissions and satellite downlinks, with only small regions formally limited to radio astronomy [87]. While geographic avoidance of sight lines is helpful [58], RFI presents significant challenges to wideband measurement. Transmissions will also be a concern for redshifted 21 cm observations. Because observations of $^3\text{He}^+$ absorption will only target a small patch of the sky and can rely on the correlations between the longer baselines whereas the sensitivity of redshifted 21 cm observations is dominated by the shortest baselines [59], it may be easier to control this systematic for 8.7 GHz absorption.

Passband calibration is another significant consideration. While the error from thermal noise decreases with the square root of the integration time, variations in the passband (caused by instrumental resonances, or variations in the spectrometer passband) represent an irreducible noise term that could remain after usual calibration techniques such as chopping on and off-source. Because the signal power spectrum spans a wide range of spatial wavevectors, statistical detection may benefit slightly if passband errors are restricted to particular frequencies or wavevectors.

A third systematic, gain differences between the two linear polarizations, could lead to spurious signal. This systematic is much more severe for cosmological 21 cm observations. For an observation of 21 cm emission at 200 MHz over a bandwidth of 10 MHz, the polarization vector of the foregrounds will rotate 80 times for rotation measure (RM) equal to $10^{-3} \text{ rad cm}^{-2}$ [60] whereas for 8.7 GHz emission at 2 GHz over 100 MHz it will rotate 0.8 times.

Fourth, the ionosphere will distort the signal on timescales that are as small as seconds. However, the ionospheric distortion is much smaller at 2 GHz than that of redshifted 21 cm [61]. Deflections through the ionosphere are less than $4''$, compared to 0.16° at 250 MHz.

Finally, the beam of any instrument is a function of frequency, such that additional sources enter in the beam as the frequency decreases. If the beam is sufficiently smooth with frequency, any leakage from sources entering and exiting the beam will contribute a smooth component on top of the signal that can be subtracted off. The severity of this leakage enters as a $\Delta\nu/\nu$ effect. Since observations of the $^3\text{He}^+$ absorption signal are most sensitive to high- k modes (with $\Delta\nu/\nu \sim 1000$), the beam leakage needs to be a smooth function over ~ 1 MHz. This systematic is also likely to be less of a concern for $^3\text{He}^+$ observations than for that of redshifted 21 cm. Redshifted 21 cm measurements are most sensitive to 10s of

cMpc modes for which $\Delta\nu/\nu$ is larger.

B. Line emission contaminants

Since the abundance of $^3\text{He}^+$ is not much larger than the universal abundance of certain metals, contamination from different lines is a considerable concern. Our galaxy is the strongest source for many of the possible contaminating lines. However, terrestrial and galactic transitions can in principle be masked in searches for the redshifted $^3\text{He}^+$ absorption [88]. Extragalactic lines are weaker, but cosmological redshift allows higher frequency transitions to fall into the desired range and smears their effect over a range in frequency. Higher redshift lines tend to be more intense because they have larger transition rates, which scale on average as $\sim \nu^3$. A mitigating factor is that the metal abundance is a decreasing function of redshift. In what follows we argue that the most likely contaminants are subdominant to the $^3\text{He}^+$ signal.

1. Hyperfine transitions from metals

For hydrogenic hyperfine transitions, the wavelength depends on the inverse cube of Z so that $A_{10} \sim \nu^3 \sim Z^9$ [27, 28]. Therefore, for highly-ionized metals these transitions rates can be extremely large. Fortunately, hydrogen-like ($1s$) transitions are at much higher frequencies, and only lithium-like ($2s$), boron-like ($2p_{1/2}$), and sodium-like ($3s$) ionic states fall at frequencies that can contaminate the 8.7 GHz signal. Yet, these isoelectronic sequences have much lower spontaneous rates than the hydrogen-like species and are comparable to that of $^3\text{He}^+$ [28]. There are a few effects that suppress these contaminants: (1) isotopes that have nuclei with non-zero spin are generally rare, (2) the abundances of metals is low (especially in the IGM at high redshift where the average metallicity is $\sim 10^{-3}$ Solar), and (3) generally only a fraction of the metals are in the ionization state that could contaminate the 8.7 GHz signal.

We find that the most threatening hyperfine lines are the 4.2 GHz transition of ^{14}NV ($A = 9.8 \times 10^{-14} \text{ s}^{-1}$, with isotopic fraction of 99.6%, and mass fraction $1.3 \times 10^{-3} W \Omega_b$, where W is the abundance relative to Solar), the 5.6 GHz transition of ^{13}CIV ($A = 1.7 \times 10^{-13} \text{ s}^{-1}$, 1.1%, $7.3 \times 10^{-5} W \Omega_b$), and the 5.0 GHz transition of ^{29}SiV ($A = 6.3 \times 10^{-13} \text{ s}^{-1}$, 4.7%, $4.4 \times 10^{-5} W \Omega_b$). Of these transitions, ^{14}NV will be biggest concern. However, it should be subdominant absorber to ^3He in the IGM because its number density is comparable for $W = 0.1$ and its Einstein-A is 20 times smaller. Whereas, $W = 10^{-3}$ in the IGM, but likely with large inhomogeneities. Also, the spin temperature is probably coupled to the gas temperature for ^{14}NV , suppressing its absorption (see [89]).

2. Radio recombination lines

Radiation emitted and absorbed through transitions in extremely excited states of hydrogen – radio recombination lines (RRLs) – has been considered as a possible contaminant for H I 21 cm radiation (e.g., [62]). The RRLs of H I fall at frequencies

$$\nu \approx 2 \text{ GHz } \Delta n \left(\frac{n}{150} \right)^{1/3} \quad (21)$$

where n is the principal quantum number, and the splitting of $\Delta n = 1$ transitions is 40 MHz. If a line falls within a frequency channel of width $\Delta\nu$ it contributes an optical depth [63]

$$\tau_{\text{RRL}} = 2 \times 10^{-10} \left(\frac{T_k}{10^4 \text{ K}} \right)^{-\frac{5}{2}} \left(\frac{\text{EM}}{1 \text{ cm}^{-6} \text{ pc}} \right) \left(\frac{\Delta\nu}{1 \text{ MHz}} \right)^{-1}, \quad (22)$$

where we have assumed local thermodynamic equilibrium (LTE). Note that it can be dangerous to assume LTE for RRLs. Collisions drive the occupation number of the highest n states closest to LTE, but lower n states will often be depopulated relative to LTE. This inversion can lead to enhanced emission or absorption from the highest n states than in LTE (and even maser emission). However, Shaver [63] showed that the corrections for LTE are most important at lower frequencies than relevant here.

H α surveys find that in the direction of the galactic poles EM $\sim 1 \text{ cm}^{-6} \text{ pc}$ [64], and the contribution to the EM from extragalactic objects will be comparable. Studies of damped H I Ly α systems in the Ly α forest reveal that a typical sightline passes through the outskirts of a few galaxies [65], and so we expect $\langle \text{EM} \rangle \sim 10 \text{ cm}^{-6} \text{ pc}$. Therefore, τ_{RRL} should be much less than τ_{He^+} . Note that a sightline may pass through a galactic H II region where τ_{RRL} is much larger. However, because the typical size for the radio emitting region of a quasar is $\sim 1 \text{ kpc}$, H II regions in an external galaxy can cover only a small fraction of the quasar radio beam. (Note that the quasar radio beam-size is still much smaller than the size of Ly α forest absorbers.)

RRL emission should also be unimportant. The radio recombination line emission from a 10 kpc disk at a distance of 1000 cMpc contributes $10^{-4} \mu\text{Jy}$ when averaged over a $\sim 1 \text{ MHz}$ pixel, assuming EM = $1 \text{ cm}^{-6} \text{ pc}$ for all sightlines that intersect the disk and $T_k = 10^4 \text{ K}$.

3. Molecules

The lowest-frequency lines of molecules are typically transitions between the ground and first excited rotational states. Rotational transition rates of molecules are generally many orders of magnitude higher than for $^3\text{He}^+$. Fortunately, the lowest lying rotation lines of diatomic molecules rotation lines lie at $\gtrsim 50 \text{ GHz}$, and would enter our 1 – 2 GHz band at redshifts at which

their abundance is negligible. However, the redshifted signal of hyperfine lines from OH at $\sim 1.7 \text{ GHz}$ [66] or rotational modes of polyatomic molecules like H₂CO at 4.83 GHz, CH₃OH at 6.67 GHz and 12.18 GHz, H₂O at 22.2 GHz [67], NH₃ at 23.7 GHz fall into our band (although, the latter two transitions would originate from $z > 10$).

The abundance of polyatomic molecules even in molecular clouds is many orders of magnitudes lower than ^3He (with the exception of H₂O), and we find that their absorption signal is subdominant to $^3\text{He}^+$ except where the sightline directly passes through a molecular cloud. At these intersections, OH absorption at rest frame frequencies of 1.5 – 1.7 GHz is likely the biggest concern. Molecular emission lines from galaxies that enter the beam can also contaminate the signal, but we estimate that their signal is again unimportant if LTE holds.

However, several of these low frequency lines are associated with maser emission ($T_{\text{line}} < 0$) and can be extremely bright. In particular, OH $^2\Pi_{3/2}$ state hyperfine transitions in galaxies from $z = 0 - 0.2$ are a possible contaminant of the $^3\text{He}^+$ signal at 1.5 – 1.7 GHz ($^3\text{He}^+$ absorption at $4.1 < z < 5.1$). These masers are concentrated in massive galaxies that are ultra-luminous in the infrared (because far infrared radiation pumps these masers). A small enough interferometric beam avoids significant contamination from these rare galaxies, and the beam size requirements are much less stringent than to avoid low redshift 21 cm emission outlined in Sec. III C. The other potentially important known molecular maser transition is 6.67 GHz transitions of H₂CO. However, the only identified extragalactic H₂CO masers are in the Large Magellanic Cloud (with $L \approx 10^{-5} - 10^{-6} L_{\odot}$), and despite H₂CO maser searches toward M33 and strong OH maser galaxies, only upper limits have been placed on their luminosities [68].

4. Fine structure lines

Absorption by fine structure lines can occur from an electronic state with $n > 1$ provided it has no downward allowed $\Delta n \geq 1$ transitions, which would depopulate this state. We concentrate only on hydrogen because of its abundance. For hydrogen, only the 2S state meets the above criteria through the $2P_{3/2} \rightarrow 2S_{1/2}$ transition at 2.7 cm (10.9 GHz), which has spontaneous transition rate $A_{\text{FS}} = 8.9 \times 10^{-7} \text{ s}^{-1}$ [69]. This transition can appear in absorption in H II regions (if the 2S state is pumped by recombinations or collisions) or in H I regions (if it is pumped with H I Lyman- β absorption followed by H α emission). However, Dijkstra et al. [70] showed that the later mechanism is extremely inefficient.

In an ionized IGM, the abundance of hydrogen atoms in the 2S state is $n_{2S} \sim \alpha_{2S} n_e n_p / A_{2S \rightarrow 1S} \sim 2 \times 10^{-15} n_e n_p$, where α_{2S} is the recombination coefficient into the 2S state evaluated at $T = 20,000 \text{ K}$ (collisions are unimportant at relevant temperatures and densities).

The Gunn-Peterson optical depth for this transition is (e.g. Dijkstra et al. [70])

$$\begin{aligned}\tau_{\text{FS}} &\approx \left(\frac{\lambda_{\text{HF}}}{\lambda_{\alpha}}\right)^3 \left(\frac{A_{\text{FS}}}{A_{2\text{P}\rightarrow 1\text{S}}}\right) \tau_{\text{GP,Ly}\alpha} x_{2\text{S}} \\ &\sim 10^{-14} \left[\frac{1+z}{4}\right]^{9/2} \Delta_b^2,\end{aligned}\quad (23)$$

where $x_{2\text{S}}$ is the fraction of hydrogen atoms with an electron in the 2S, and $\tau_{\text{GP,Ly}\alpha}$ is the Gunn-Peterson optical depth of a neutral IGM to Ly α photons. Therefore, intergalactic $2P_{3/2} \rightarrow 2S_{1/2}$ absorption by hydrogen is completely negligible compared to that of 8.7 GHz $^3\text{He}^+$.

In galactic H II regions, collisions and recombinations mediated by the higher densities will more efficiently pump the 2S state, and it is possible that $2P_{3/2} \rightarrow 2S_{1/2}$ absorption will exceed our signal. Along a sightline, such regions will be rare and will be associated with DLAs in the H I Ly α forest, allowing these absorbers to be masked.

V. CONCLUSIONS

We have considered the $^2S_{1/2} F = 0-1$ 8.7 GHz hyperfine transition of $^3\text{He}^+$ as an observable of the ionization state, density structure, and composition of the intergalactic medium. Despite the $\sim 10^{-5}$ deficit in abundance of ^3He relative to hydrogen, this transition is compelling because of 1) the high spontaneous rate, which exceeds the 21 cm rate by a factor of 680, 2) the convenient frequency range over which the redshifted signal falls, which has much lower sky temperatures and reduced ionospheric interference compared to the frequencies for $z \gtrsim 6$ 21 cm emission, and 3) the techniques needed to extract this signal are in sharp contrast with that of 21 cm emission.

We showed that collisional and radiative processes are insufficient in the IGM at relevant redshifts to couple $^3\text{He}^+$ to T_{k} , and, thus, $T_{\text{s}} \approx T_{\text{CMB}}$. Since the T_{s} does not decouple significantly from T_{CMB} , detecting intergalactic $^3\text{He}^+$ 8.7 GHz emission from this era would require a mammoth effort, but the $^3\text{He}^+$ 8.7 GHz line may be observable in absorption along the sightline to bright quasars with present and upcoming instruments.

An obvious science application of $^3\text{He}^+$ hyperfine absorption is to study He II reionization. This process is believed to occur at lower redshift than hydrogen reionization, with several lines of evidence indicating that it completes by $z \sim 3$. However, all present observations that claim a detection of He II reionization are controversial because of their indirect nature. The most direct present-day probe of this process is the He II Ly α forest, but this absorption saturates at He II fractions of 10^{-3} at the cosmic mean density.

In contrast, intergalactic hyperfine absorption of $^3\text{He}^+$ is a linear tracer of the product of the density and the

fraction of helium that is He II. This absorption against the brightest sources at $z \sim 4$ (which have $S \sim 1$ Jy) creates ~ 1 μJy fluctuations on $\gtrsim 0.1$ MHz scales. While such sensitivities are beyond the reach of present-day interferometers, we showed that a 10^5 m² instrument operating at its thermal limit could directly resolve these fluctuations, and the SKA could potentially image these fluctuations with high signal to noise.

A key insight here is that H I Ly α forest absorption at optical wavelengths can be used to locate the spectral bins with large values of $\tau_{^3\text{He}^+}$ (in overdensities). Using this information to stack pixels in a radio observation, one can statistically detect 8.7 GHz absorption with an RMS noise of ~ 30 μJy in 0.1 MHz spectral bands over 100 MHz ($\Delta z \approx 0.25$). These sensitivity requirements may be within the reach of present interferometers.

Furthermore, at $z \lesssim 3$ current instruments may be able to study $^3\text{He}^+$ absorption in systems that are self-shielded to He II-ionizing photons against the brightest radio sources on the sky. Estimates are that there are ~ 10 such systems per 100 MHz, and H I Ly α forest information can also be exploited to stack such systems. At present, there is considerable uncertainty with modeling 8.7 GHz absorption from the most dense systems ($N_{\text{HI}} \gtrsim 10^{18}$ cm⁻²), and further study is required to understand how much absorption is expected. However, the densest systems, which will appear as DLAs in the Ly α forest, could have $\tau_{^3\text{He}^+} \sim 10^{-4}$.

Another application of intergalactic 8.7 GHz absorption is to constrain the primordial ^3He abundance. To achieve such a constraint, an interferometer would target intergalactic He II regions along skewers, and from these directly measure the abundance of ^3He , analogously to how Ω_b is measured from the H I Ly α forest. Such observations would need to image the signal ($\sim \mu\text{Jy}$ sensitivities in ~ 1 MHz spectral bins). The ^3He abundance is currently constrained by observations of galactic H II regions, which involves detailed modeling of the H II region lines and is also uncertain to the extent stellar nucleosynthesis biases these measurements. An intergalactic measurement of the ^3He abundance would be more decisive.

Finally, an even more ambitious project would be to use this absorption to study the reionization of the first electron of helium, which is thought to occur at the same time as the reionization of hydrogen. To study the reionization of the first electron of helium using 8.7 GHz absorption with the SKA would require a ~ 50 mJy source at $z > 6$ to image this signal (assuming perfect instrumental calibration and $T_{\text{sys}} = 20$ K). Source populations at high-redshift are very uncertain, but we argued that it is possible that such sources exist. Low-redshift 21 cm emission falls in the same band and can contaminate such observations. However, an interferometric measurement with ~ 1 km baselines should be able to avoid significant contamination from this foreground.

Further study of precision wideband spectrometry in this (super-21 cm) range may prove worthwhile. The dominant background at these frequencies is the

well-characterized CMB such that it may be possible to isolate interesting foreground signals. Potential observables in this band include other hyperfine emission lines from the IGM [67], molecular and fine-structure lines from the first galaxies [71, 72], and spectral distortions produced during cosmological recombination [73].

Acknowledgments

M.M. and E.S. contributed equally to the writing and calculations presented in this study. We would like to thank Chris Hirata and Steve Furlanetto for useful comments on the manuscript. We acknowledge discussion with Hsiao-Wen Chen, Simon DeDeo, Mark Dijkstra, C.-A. Faucher-Giguère, Lars Hernquist, Chris Hirata, Adam Lidz, Ann Mao, Daniel Marrone, Jeff McMahon, Kenneth Nollett, Brant Robertson, and Matias Zaldarriaga. E.S. thanks participants of the workshop, “The Physics of Cosmological Recombination” for discussion and stimulating study of signals in this frequency range, and is, in particular, grateful to Chris Hirata for suggesting ${}^3\text{He}^+$ in the context of the recombination spectral distortions. M.M. acknowledges support from the NSF graduate student fellowship. E.S. acknowledges support by NSF Physics Frontier Center grant PHY-0114422 to the Kavli Institute of Cosmological Physics.

While this project was nearing completion, we learned of a similar effort on 3He^+ hyperfine emission by [74]. We refer the reader there for complementary discussion.

APPENDIX A: ADDITIONAL SPIN TEMPERATURE-COUPPLING PROCESSES

In addition to collisional and radiative processes, there are four other processes which are subdominant: 1) magnetic dipole interaction with a passing electron, and interactions between the proton spin and a passing elec-

tron 2) bound-free and free-bound processes, 3) collisions that drive electronic state transitions or resonant scattering, and 4) charge exchange [28]. However, the magnetic dipole interaction between the ionic electron and passing electron as well as the interaction between the proton and passing electron is negligible [36]. Thermal electron capture at low Z is also subdominant to the thermal spin exchange [75].

Electronic excitation of the ${}^3\text{He}^+$ from a passing electron can perform a similar role as radiative spin pumping. To excite $1s \rightarrow 2p$, one needs $E_{\text{th}} = (3/4)Z^2 E_{\text{Ry}} \approx 40.8 \text{ eV} \gg k_{\text{B}}T_{\text{k}}$ (where $E_{\text{Ry}} = 13.6 \text{ eV}$), which is clearly scarce at relevant temperatures of $\sim 10^4 \text{ K}$. Additionally, an electron can scatter resonantly through an intermediate state. Here, the passing electron becomes temporarily bound, introducing $E_{\text{free}} + E_{\text{binding}}$ to excite the ground state. We follow [28] in estimating this process. First consider the impact excitation for a free electron. Here, the cross section is relatively flat above threshold E_{th} [76], and

$$\begin{aligned} \bar{\sigma}_{1s-2p} &= \frac{1}{(k_{\text{B}}T_{\text{k}})^2} \int_{E_{\text{th}}}^{\infty} dE \sigma(E) E e^{-E/(k_{\text{B}}T_{\text{k}})} \\ &\approx \frac{9 \text{ eV}}{k_{\text{B}}T_{\text{k}}} a_o^2 e^{-E_{\text{th}}/(k_{\text{B}}T_{\text{k}})}. \end{aligned} \quad (\text{A1})$$

The resonant (intermediate bound state) form of this process is roughly boosted by $\exp(Z^2 E_{\text{Ry}}/4)$. This is still clearly insufficient at IGM temperatures (where $k_{\text{B}}T_{\text{k}} \approx 1 \text{ eV} \ll (2/3)E_{\text{th}}$) to boost the spin exchange rate.

In charge exchange, $\text{He}^+ + \text{H} \leftrightarrow \text{He} + \text{H}^+ + \gamma$. The forward rate gives an upper bound on the spin exchange through this mechanism, and is [77]

$$\frac{\dot{x}_{\text{HeII}}}{x_{\text{HeII}}} \approx -(1 \times 10^{-15} \text{ cm}^3 \text{ s}^{-1}) \left(\frac{T_{\text{k}}}{300 \text{ K}} \right)^{1/4} n_{\text{H}} x_{\text{HI}}, \quad (\text{A2})$$

which, during this era, is $\sim 10^{-24} \text{ s}^{-1}$, and so is also negligible. In addition, charge exchange with atoms other than H should be even more negligible.

-
- [1] C. L. Carilli, N. Y. Gnedin, and F. Owen, *Astrophys. J.* **577**, 22 (2002), arXiv:astro-ph/0205169.
 - [2] S. R. Furlanetto and A. Loeb, *Astrophys. J.* **579**, 1 (2002), arXiv:astro-ph/0206308.
 - [3] S. R. Furlanetto, *Mon. Not. R. Astron. Soc.* **370**, 1867 (2006), arXiv:astro-ph/0604223.
 - [4] H. A. Schuessler, E. N. Fortson, and H. G. Dehmelt, *Physical Review* **187**, 5 (1969).
 - [5] H. C. Goldwire, Jr. and W. M. Goss, *Astrophys. J.* **149**, 15 (1967).
 - [6] R. J. Gould, *Astrophys. J.* **423**, 522 (1994).
 - [7] S. R. Furlanetto and S. P. Oh, *Astrophys. J.* **681**, 1 (2008), 0711.1542.
 - [8] S. R. Furlanetto and S. P. Oh, *Astrophys. J.* **682**, 14 (2008), 0711.0751.
 - [9] S. R. Furlanetto, Z. Haiman, and S. P. Oh, *Astrophys. J.* **686**, 25 (2008), 0803.3454.
 - [10] M. McQuinn, A. Lidz, M. Zaldarriaga, L. Hernquist, P. F. Hopkins, S. Dutta, and C.-A. Faucher-Giguère, *Astrophys. J.* **694**, 842 (2009), 0807.2799.
 - [11] A. V. Belikov and D. Hooper, *ArXiv e-prints* (2009), 0904.1210.
 - [12] M. Volonteri and N. Gnedin, *ArXiv e-prints* (2009), 0905.0144.
 - [13] M. Ricotti, N. Y. Gnedin, and J. M. Shull, *Astrophys. J.* **534**, 41 (2000), arXiv:astro-ph/9906413.

- [14] J. Schaye, T. Theuns, M. Rauch, G. Efstathiou, and W. L. W. Sargent, *Mon. Not. R. Astron. Soc.* **318**, 817 (2000), arXiv:astro-ph/9912432.
- [15] S. R. Heap, G. M. Williger, A. Smette, I. Hubeny, M. S. Sahu, E. B. Jenkins, T. M. Tripp, and J. N. Winkler, *Astrophys. J.* **534**, 69 (2000).
- [16] M. McQuinn, ArXiv e-prints (2009), 0905.0481.
- [17] A. Songaila, *Astron. J.* **115**, 2184 (1998), arXiv:astro-ph/9803010.
- [18] I. I. Agafonova, M. Centuri3n, S. A. Levshakov, and P. Molaro, *Astron. Astrophys.* **441**, 9 (2005), arXiv:astro-ph/0506138.
- [19] K. A. Olive, R. T. Rood, D. N. Schramm, J. Truran, and E. Vangioni-Flam, *Astrophys. J.* **444**, 680 (1995), arXiv:astro-ph/9410058.
- [20] R. T. Rood, T. M. Bania, D. S. Balsaer, and T. L. Wilson, *Space Science Reviews* **84**, 185 (1998).
- [21] E. Komatsu, J. Dunkley, M. R. Nolta, C. L. Bennett, B. Gold, G. Hinshaw, N. Jarosik, D. Larson, M. Limon, L. Page, et al., *Astrophys. J. Supp.* **180**, 330 (2009), 0803.0547.
- [22] P. P. Eggleton, D. S. P. Dearborn, and J. C. Lattanzio, *Astrophys. J.* **677**, 581 (2008).
- [23] D. S. Balsaer, R. T. Rood, and T. M. Bania, *Science* **317**, 1171 (2007).
- [24] R. A. Syunyaev, *Astronomicheskii Zhurnal* **43**, 1237 (1966).
- [25] K. Sigurdson and S. R. Furlanetto, *Physical Review Letters* **97**, 091301 (2006), arXiv:astro-ph/0505173.
- [26] S. R. Furlanetto, S. P. Oh, and F. H. Briggs, *Phys. Rep.* **433**, 181 (2006), arXiv:astro-ph/0608032.
- [27] R. A. Sunyaev and D. O. Docenko, *Astronomy Letters* **33**, 67 (2007), arXiv:astro-ph/0608256.
- [28] R. A. Syunyaev and E. M. Churazov, *Soviet Astronomy Letters* **10**, 201 (1984).
- [29] S. G. Karshenboim, N. N. Kolachevsky, V. G. Ivanov, M. Fischer, P. Fendel, and T. W. H3nisch, *Soviet Journal of Experimental and Theoretical Physics* **102**, 367 (2006).
- [30] M. Zaldarriaga, S. R. Furlanetto, and L. Hernquist, *Astrophys. J.* **608**, 622 (2004), arXiv:astro-ph/0311514.
- [31] J. Schaye, *Astrophys. J.* **559**, 507 (2001), arXiv:astro-ph/0104272.
- [32] C.-A. Faucher-Giguere, A. Lidz, L. Hernquist, and M. Zaldarriaga, *Astrophys. J. Lett.* **682**, L9 (2008), 0806.0372.
- [33] G. B. Field, *Astrophys. J.* **129**, 536 (1959).
- [34] M. Seiffert, D. J. Fixsen, A. Kogut, S. M. Levin, M. Limon, P. M. Lubin, P. Mirel, J. Singal, T. Villela, E. Wollack, et al., ArXiv e-prints (2009), 0901.0559.
- [35] P. Khan, M. Daskhan, A. S. Ghosh, and C. Falcon, *Phys. Rev. A* **26**, 1401 (1982).
- [36] S. R. Furlanetto and M. R. Furlanetto, *Mon. Not. R. Astron. Soc.* **374**, 547 (2007), arXiv:astro-ph/0608067.
- [37] L. Chuzhoy and P. R. Shapiro, *Astrophys. J.* **651**, 1 (2006), arXiv:astro-ph/0512206.
- [38] C. M. Hirata, *Mon. Not. R. Astron. Soc.* **367**, 259 (2006), arXiv:astro-ph/0507102.
- [39] J. R. Pritchard and S. R. Furlanetto, *Mon. Not. R. Astron. Soc.* **367**, 1057 (2006), arXiv:astro-ph/0508381.
- [40] G. B. Field, *Proc. I.R.E.* **46**, 240 (1958).
- [41] X. Chen and J. Miralda-Escud3, *Astrophys. J.* **602**, 1 (2004), arXiv:astro-ph/0303395.
- [42] J. Miralda-Escud3, *Astrophys. J.* **501**, 15 (1998), arXiv:astro-ph/9708253.
- [43] D. E. Osterbrock, *Astrophysics of gaseous nebulae and active galactic nuclei* (1989).
- [44] J. M. Shull, J. Tumlinson, M. L. Giroux, G. A. Kriss, and D. Reimers, *Astrophys. J.* **600**, 570 (2004), arXiv:astro-ph/0309625.
- [45] C. . Faucher-Giguere, A. Lidz, M. Zaldarriaga, and L. Hernquist, ArXiv e-prints (2009), 0901.4554.
- [46] J. Miralda-Escud3, M. Haehnelt, and M. J. Rees, *Astrophys. J.* **530**, 1 (2000), arXiv:astro-ph/9812306.
- [47] I. M. Hook, R. G. McMahon, P. A. Shaver, and I. A. G. Snellen, *Astron. Astrophys.* **391**, 509 (2002), arXiv:astro-ph/0207101.
- [48] M. Vigotti, R. Carballo, C. R. Benn, G. De Zotti, R. Fanti, J. I. Gonzalez Serrano, K.-H. Mack, and J. Holt, *Astrophys. J.* **591**, 43 (2003), arXiv:astro-ph/0303333.
- [49] M. J. Drinkwater, R. L. Webster, P. J. Francis, J. J. Condon, S. L. Ellison, D. L. Jauncey, J. Lovell, B. A. Peterson, and A. Savage, *Mon. Not. R. Astron. Soc.* **284**, 85 (1997), arXiv:astro-ph/9609019.
- [50] R. Carballo, J. I. Gonz3lez-Serrano, F. M. Montenegro-Montes, C. R. Benn, K.-H. Mack, M. Pedani, and M. Vigotti, *Mon. Not. R. Astron. Soc.* **370**, 1034 (2006), arXiv:astro-ph/0605298.
- [51] W. van Breugel, C. De Brueck, S. A. Stanford, D. Stern, H. R3ttgering, and G. Miley, *Astrophys. J. Lett.* **518**, L61 (1999), arXiv:astro-ph/9904272.
- [52] C. L. Carilli, R. Wang, M. B. van Hoven, K. Dwarakanath, J. N. Chengalur, and S. Wytie, *Astron. J.* **133**, 2841 (2007), arXiv:astro-ph/0703797.
- [53] P. G. Edwards and S. J. Tingay, *Astron. Astrophys.* **424**, 91 (2004), arXiv:astro-ph/0407010.
- [54] A. Omar, K. R. Anantharamaiah, M. Rupen, and J. Rigby, *Astron. Astrophys.* **381**, L29 (2002), arXiv:astro-ph/0111268.
- [55] W. H. Press and G. B. Rybicki, *Astrophys. J.* **418**, 585 (1993), arXiv:astro-ph/9303017.
- [56] T. Theuns, A. Leonard, G. Efstathiou, F. R. Pearce, and P. A. Thomas, *Mon. Not. R. Astron. Soc.* **301**, 478 (1998), arXiv:astro-ph/9805119.
- [57] M. A. Zwaan, L. Staveley-Smith, B. S. Koribalski, P. A. Henning, V. A. Kilborn, S. D. Ryder, D. G. Barnes, R. Bhathal, P. J. Boyce, W. J. G. de Blok, et al., *Astron. J.* **125**, 2842 (2003), arXiv:astro-ph/0302440.
- [58] R. Fonseca, D. Barbosa, L. Cupido, A. Mour3o, D. M. Dos Santos, G. F. Smoot, and C. Tello, *New Astronomy* **11**, 551 (2006), arXiv:astro-ph/0411477.
- [59] M. McQuinn, O. Zahn, M. Zaldarriaga, L. Hernquist, and S. R. Furlanetto, *Astrophys. J.* **653**, 815 (2006), arXiv:astro-ph/0512263.
- [60] M. Johnston-Hollitt, C. P. Hollitt, and R. D. Ekers, in *The Magnetized Interstellar Medium*, edited by B. Uyaniker, W. Reich, and R. Wielebinski (2004), pp. 13–18.
- [61] Z.-W. Xu, J. Wu, and Z.-S. Wu, *Waves in Random Media* **14**, 189 (2004).
- [62] S. P. Oh and K. J. Mack, *Mon. Not. R. Astron. Soc.* **346**, 871 (2003), arXiv:astro-ph/0302099.
- [63] P. A. Shaver, *Astron. Astrophys.* **43**, 465 (1975).
- [64] D. P. Finkbeiner, *Astrophys. J. Supp.* **146**, 407 (2003), arXiv:astro-ph/0301558.
- [65] A. M. Wolfe, E. Gawiser, and J. X. Prochaska, *Ann. Rev. Astron. Astrophys.* **43**, 861 (2005), arXiv:astro-ph/0509481.

- [66] I. Kazes, J. Crovisier, and D. Aubry, *Astron. Astrophys.* **58**, 403 (1977).
- [67] C. H. Townes, in *Radio astronomy*, edited by H. C. van de Hulst (1957), vol. 4 of *IAU Symposium*, pp. 92–+.
- [68] J. Darling, P. Goldsmith, D. Li, and R. Giovanelli, *Astron. J.* **125**, 1177 (2003), arXiv:astro-ph/0301314.
- [69] J. P. Wild, *Astrophys. J.* **115**, 206 (1952).
- [70] M. Dijkstra, A. Lidz, J. R. Pritchard, L. J. Greenhill, D. A. Mitchell, S. M. Ord, and R. B. Wayth, *Mon. Not. R. Astron. Soc.* **390**, 1430 (2008), 0809.4279.
- [71] K. Basu, C. Hernández-Monteagudo, and R. A. Sunyaev, *Astron. Astrophys.* **416**, 447 (2004), arXiv:astro-ph/0311620.
- [72] M. Righi, C. Hernández-Monteagudo, and R. A. Sunyaev, *Astron. Astrophys.* **489**, 489 (2008), 0805.2174.
- [73] J. A. Rubiño-Martín, J. Chluba, and R. A. Sunyaev, *Mon. Not. R. Astron. Soc.* **371**, 1939 (2006), arXiv:astro-ph/0607373.
- [74] J. S. Bagla and A. Loeb, submitted to *MNRAS* (2009).
- [75] J. Augustin, B. Müller, and W. Greiner, *Zeitschrift für Physik D Atoms Molecules Clusters* **14**, 317 (1989).
- [76] V. I. Fisher, Y. V. Ralchenko, V. A. Bernshtam, A. Goldgirsh, Y. Maron, L. A. Vainshtein, I. Bray, and H. Golten, *Phys. Rev. A* **55**, 329 (1997).
- [77] P. C. Stancil, S. Lepp, and A. Dalgarno, *Astrophys. J.* **509**, 1 (1998).
- [78] M. Bersanelli, G. F. Smoot, M. Bensadoun, G. de Amici, M. Limon, and S. Levin, *Astrophysical Letters Communications* **32**, 7 (1995).
- [79] L. Danese and R. B. Partridge, *Astrophys. J.* **342**, 604 (1989).
- [80] The principle of the Wouthuysen-Field coupling as it applies to our study is that, when photons scatter off of the $^3\text{He}^+$ resonances, each event has some probability to switch the hyperfine state of the ion. If sufficient scatterings take place, this scattering can couple the T_s to the color temperature of the radiation. In addition, energy exchange between the gas and He II Lyman-series photons tends to drive the color temperature around the resonance frequency to the gas temperature.
- [81] Higher density regions could have synchrotron or free-free emission at 8.7 GHz in excess of T_{CMB} , but these regions likely already have $T_s \sim T_k$ anyway.
- [82] This can be derived from Eq. (23) in Field [40] noting that the level structure is the same as hydrogen, except that the singlet energies are above the triplet, which means that $P_{10}/P_{\alpha,^3\text{He}^+}$ for $^3\text{He}^+$ is the same as $P_{01}/P_{\alpha,H}$ for hydrogen.
- [83] Scattering in the wing of the Ly α line is significantly less important for $z \sim 3$ helium than $z > 6$ hydrogen because of its lower abundance, the lower densities at these redshifts, and a photon redshifts 4 times faster across the He II Ly α line.
- [84] In a He II region He II Ly α photons are either locally scattered by $^4\text{He}^+$ and destroyed, which ≈ 0.3 of the time for $n > 2$ (0 of the time for $n = 1$) results in a Ly α photon that can pump the $^3\text{He}^+$ (this fraction is included in the 0.7 in Eq. 12), or it will redshift until it reaches the next resonance before it has a chance of being converted to a He II Ly α photon. The contribution to pumping from photons produced by recombinations in He III regions would essentially be given by equation (12), but with the replacement $\langle \Delta_b^2 x_{\text{HeIII}} \rangle \rightarrow 0.02 \Delta_b^2 \bar{x}_{\text{HeIII}}$, where 0.02 factor comes from the small probability of producing such photons in a recombination cascade and, then, the probability that these photons produce a He II Ly α photon.
- [85] From their respective proposer’s guides and overviews: for the GBT, we take 2 K/Jy; for the VLA, we take 0.098 K/Jy; for the GMRT, we take 0.22 K/Jy. All gains here are for a single antenna.
- [86] For DLAs, most of the hydrogen should be self-shielded to ionizing photons such that the hydrogen gas is substantially neutral. Because of this, the ratio of N_{HI} to $N_{^3\text{He}^+}$ will be smaller than for lower N_{HI} systems. However, the helium in H I regions will often stay in the He II state because the photoionization cross section for He I is a much flatter function of frequency than that of the H I. Thus, hard photons penetrate into H I regions and keep the helium singly ionized. An effect that suppresses the $^3\text{He}^+$ absorption signal is that at particle densities of $n = 5 \times 10^{-3} \text{ cm}^{-3}$ in H II regions (and of $n = 7 \times 10^{-2} \text{ cm}^{-3}$ in H I regions) $T_s = 2 T_{\text{CMB}}$. Henceforth, T_s increases linearly with density such that $\tau_{^3\text{He}^+}$ becomes independent of density.
- [87] The FCC only formally allocates 1.66 GHz to 1.67 GHz to radio astronomy and experimental downlinks. For a survey of RFI at the GBT see L-band and S-band RFI studies under <http://www.gb.nrao.edu/IPG/>.
- [88] The frequencies under consideration fall below the most notable molecular resonances in the atmosphere, and are well above the plasma frequency of the ionosphere, so these are both mild considerations compared to lower and higher-frequency experiments. In this frequency range, the atmosphere’s effective temperature is $\sim 1 \text{ K}$ [78, 79] and is dominated by emission from molecular oxygen (which is very flat in frequency [79]), but depends on precipitable water vapor at the level of 1 mK/mm. Further, in the bulk of the atmosphere, pressure broadening wipes out spectral structure on the scales considered.
- [89] Collisions that change the valence electron state between the nS and nP electronic states in non-hydrogen-like ions may efficiently pump these hyperfine lines at IGM densities [28], resulting in emission. Therefore, redshifted ^{14}NV may provide an important contribution to the diffuse background at $\sim 2 \text{ GHz}$ at the $\delta T_b \sim 10^{-7} \text{ K}$ -level, assuming $\langle W \rangle = 0.1$.