

PROBING THE GAMMA-RAY BURST PROGENITOR BY LYMAN-ALPHA EMISSION OF HOST GALAXIES

YUU NIINO, TOMONORI TOTANI

Department of Astronomy, School of Science, Kyoto University, Sakyo-ku, Kyoto 606-8502, Japan

AND

MASAKAZU A. R. KOBAYASHI

Optical and Infrared Astronomy Division, National Astronomical Observatory of Japan, Mitaka, Tokyo 181-8588, Japan

Draft version March 22, 2019

ABSTRACT

Theoretical and observational studies suggest that long gamma-ray bursts (GRBs) preferentially occur in low metallicity environment. We discuss the possibility and theoretical aspects of using Lyman α emission properties of GRB host galaxies as a metallicity indicator of high redshift GRB environments, where direct metallicity measurements are not easy. We consider the fraction of Ly α emitters (LAEs) in GRB host galaxies as a function of UV luminosity, which can be compared with star-formation-rate weighted LAE fraction of Lyman-break galaxies as the standard in the case of no metallicity dependence. According to recent observational and theoretical studies of LAEs, we argue that there are two important effects of metallicity dependence of GRB rate to change the LAE fraction of host galaxies. One is the enhancement of intrinsic Ly α EW by stronger ionizing UV luminosity of low metallicity stellar population, and the other is extinction by interstellar dust to change the observable EW. We argue that the latter is likely to work in the opposite direction to the former, i.e., to decrease LAE fraction by the low metallicity preference of GRBs through the clumpy inter-stellar medium effect. The relative importance of the two effects changes by different UV luminosity ranges. The selection effect of GRB host galaxies by extinction of optical afterglows also works to decrease LAE fraction. We find that the observed high LAE fraction of GRB host galaxies can quantitatively be explained if GRBs occur predominantly in low metallicity environments of $Z \lesssim 0.1Z_{\odot}$, although statistics is still limited and we need more systematic studies by future data sets.

Subject headings: gamma rays: bursts — galaxies: high-redshift

1. INTRODUCTION

Gamma-ray bursts (GRBs) are the brightest astronomical transient event, giving us an important laboratory of high energy astrophysics in extreme conditions, and an important tool to probe the high redshift universe. Association of some observed long GRBs with energetic type Ic supernovae (SNe) is considered to be an observational evidence that long GRBs originate from core-collapses (CCs) of very massive stars (e.g. Hjorth et al. 2003; Stanek et al. 2003). However, the occurrence rate of long GRBs is much lower than that of normal CC SNe, and the condition required for a GRB to occur from a CC still remains as one of the most outstanding questions about GRBs.

Theoretical studies on possible GRB progenitors and production mechanisms of GRBs (e.g. MacFadyen & Woosley 1999; Yoon & Langer 2005; Yoon et al. 2006; Woosley & Heger 2006) suggest that low metallicity may be a necessary condition for the progenitor to produce a GRB event. It has also been suggested from observations that GRB host galaxies are systematically fainter than those in the case that GRBs are unbiased tracer of star formation or CC SN rate, indicating that GRBs may preferentially occur in low metallicity environment because fainter or smaller galaxies generally have lower metallicity (Le Floch et al. 2003; Fruchter et al. 2006; Wolf & Podsiadlowski 2007). These interpretations have also been supported by studies using theoretical models of galaxy formation and evolution (Nuza et al. 2007; Lapi et al. 2008). Furthermore, Stanek et al. (2006) reported that the distribution of metallicity of five

GRB host galaxies at $z < 0.25$ is significantly biased towards low metallicity compared with the expectation when GRBs are unbiased star formation tracer.

However, direct estimates of metallicity are available only for GRB host galaxies at low redshifts, and the result of Stanek et al. (2006) is based on only five GRB host galaxies. At higher redshifts, the metallicity of host galaxies is discussed based on host galaxy luminosity or mass, with the empirical relation of luminosity-metallicity (L - Z) and mass-metallicity (M - Z). However, there is a large scatter in the L - Z relation. Although the M - Z relation of galaxies is tighter than the L - Z relation (Tremonti et al. 2004; Erb et al. 2006), rest-frame infrared luminosity must be measured to reliably estimate galaxy stellar mass, which requires mid-infrared observations such as those by *Spitzer*. Therefore it would be useful if there is another and independent metallicity-sensitive property of galaxies that can relatively easily be observed even at high redshifts ($z \gtrsim 1$) where the majority of long GRBs occur. In this paper we consider to use the Ly α emission of galaxies as such an indicator.

Lyman alpha emitters (LAEs) can be detected from very large redshifts by their strong Ly α emission lines (Ouchi et al. 2008; Martin et al. 2008; Sawicki et al. 2008; Finkelstein et al. 2009; Nilsson et al. 2008; Shioya et al. 2009, and reference therein), including the currently highest redshift galaxy confirmed spectroscopically at $z = 6.96$ (Iye et al. 2006; Ota et al. 2008). LAEs [typically defined as galaxies having rest-frame equivalent width (EW) $\gtrsim 20$ Å] are found only in metal poor galaxies in the local universe (Charlot & Fall 1993). Studies of spectral energy distribution (SED) of LAEs at $z \gtrsim 3$ have suggested that they

are typically younger and less-massive than UV-continuum selected galaxies [e.g., Lyman-break galaxies (LBGs)] at similar redshifts (e.g., Gawiser et al. 2006; Nilsson et al. 2007; Finkelstein et al. 2007; Lai et al. 2008), indicating low metallicity of LAEs. Since low metallicity stars emit more ionizing UV photons, it is theoretically expected that low metallicity galaxies tend to have large Ly α EW. Metallicity may affect the Ly α properties also through extinction by interstellar dust (see §2). Therefore, although some other effects such as dynamics of inter-stellar medium (ISM) may well play an important role to determine the Ly α properties (Atek et al. 2008, and references therein), the probability of GRB host galaxies being LAEs could be an indicator of metallicity dependence of GRB rate that can be used even at high redshifts. In fact, observations have indicated that the LAE fraction in GRB host galaxies may significantly be higher than that of field galaxies. Though the sample is still small, almost all of high redshift ($z > 2$) long GRB hosts are LAEs (Fynbo et al. 2002, 2003; Jakobsson et al. 2005), while only about 10% – 25% of LBGs at similar redshifts have such strong Ly α emission line (Shapley et al. 2003; Reddy et al. 2008).

We will discuss the theoretical aspects of Ly α emission of GRB host galaxies, and prospect for using it as a tool to get information about GRB progenitor from future observations, especially about the metallicity dependence, based on the latest developments of observations and theoretical models of high redshift LAEs. Lapi et al. (2008) also discussed LAEs as GRB host galaxies based on the LAE model of Mao et al. (2007), but their model assumes that the ionizing photon luminosity, which is the source of the Ly α luminosity, is simply proportional to star formation rate (SFR), without dependence on age or metallicity. It is difficult to examine the dependence of LAE fraction on metallicity with such a modeling. Here we use one of the latest models of LAE luminosity functions of Kobayashi et al. (2007; 2009). This is based on a hierarchical clustering model of galaxy formation in the framework of cosmological structure formation theory, and the ionizing luminosity is calculated by using star formation history taking into account metallicity evolution (see §2), and hence dependence of Ly α luminosity on properties of stellar population can be examined in a realistic way.

In §2, we introduce the LAE model used in this work and discuss general theoretical aspects of Ly α emission and its dependence on galaxy properties. In §3, we discuss observational strategies to extract useful information about GRB progenitors from future data sets, with least dependence on theoretical uncertainties. In §4, we quantitatively investigate how the fraction of LAEs in GRB host galaxies could be affected if the GRB rate is dependent on metallicity. In §5, we discuss the age effect of the GRB progenitor, and the selection effect of host galaxies induced by extinction of GRB optical afterglows. We will summarize our conclusion in §6. We assume Λ CDM cosmology with $\Omega_\Lambda = 0.7$, $\Omega_M = 0.3$, and $H_0 = 70 \text{ km s}^{-1} \text{ Mpc}^{-1}$, and use the AB magnitude system throughout this paper.

2. THE MODEL AND THEORETICAL BACKGROUND OF LAES

To construct a mock numerical catalog of galaxies, we utilize one of the latest hierarchical clustering models (so-called semi-analytic models) of galaxy formation by Nagashima & Yoshii (2004). This model, which we call the Mitaka model here, produces numerical catalogs of galaxies and their evolution by semi-analytic computation of merger

history of dark matter (DM) halos and phenomenological model calculation of evolution of baryons. The computation of DM halo merger history is based on the standard theory of structure formation driven by cold dark matter. The model calculation of baryon evolution within DM halos includes radiative cooling, star formation, SN feedback and galaxy mergers. Metal enrichment history (chemical evolution) of interstellar medium is calculated self-consistently by the star formation history in each galaxy. The Mitaka model can reproduce wide variety of observed properties of local galaxies (Nagashima & Yoshii 2004) as well as those of high redshift LBGs (Kashikawa et al. 2006).

Kobayashi, Totani & Nagashima (2007, hereafter KTN07) extended this model to describe LAEs. Most of previous studies simply assumed that Ly α luminosity is simply proportional to SFR, but the KTN07 model incorporates the effect of dust extinction with amount different from that for UV continuum, and the effect of outflow. The KTN07 succeeded to reproduce the Ly α LF at various redshifts. Furthermore, Kobayashi, Totani, & Nagashima (2009, hereafter KTN09) compared this model comprehensively with various observed data of UV continuum luminosity function and equivalent width distribution of LAEs, and found a good agreement. Currently this is only one theoretical model that can reproduce all of these observed data. We use the latest KTN09 model for the discussions in this paper.

There are several important ingredients to determine the Ly α luminosity from a galaxy. The first is the ionization luminosity ($\lambda < 912 \text{ \AA}$) that is calculated by star formation history and metallicity in each galaxy in the KTN09 model. Then the model predicts the intrinsic Ly α luminosity assuming that all ionizing photons are absorbed within the galaxy (i.e., negligible escape fraction of ionizing photons from the galaxy) and reprocessed into Ly α photons by the case B recombination. The “intrinsic” EW is then determined by the ratio of the intrinsic Ly α luminosity to the UV continuum luminosity. Fig. 1 shows the evolution of the intrinsic EW for single burst stellar population or the case of constant star formation rate for a variety of metallicity, calculated by the model of Schaerer (2003) assuming the Salpeter IMF in the range of $1\text{--}100 M_\odot$. Since stellar populations with low metallicity emit more ionizing photons compared with UV continuum photons around Ly α , EW becomes larger. This is the primary motivation to use LAEs as the metallicity indicator of GRB progenitors.

The observable Ly α luminosity is determined by the intrinsic luminosity and the escape fraction of Ly α photons from the galaxy, and KTN09 considered the effects of extinction by dust and galaxy-scale outflow. KTN09 found that the extinction effect is especially important to successfully reproduce various observations of LAEs. Because of the resonant scattering by neutral hydrogens, Ly α photons would take vastly different paths in a galaxy from those of UV continuum photons, and hence the extinction of Ly α photons can be very different from that for continuum photons at similar wavelengths. It is theoretically highly uncertain whether this effect reduces or enhances Ly α EW, and there are two extreme possibilities: extinction of Ly α photons can be much more significant (in the case of homogeneous ISM, Ferland & Netzer 1979) or much less (in the case of clumpy ISM, Neufeld 1991; Hansen & Oh 2006) than that of UV continuum. Recent observations by Finkelstein et al. (2007, 2008, 2009) have indicated that the clumpy ISM effect is in fact working in high- z LAEs. This has theoretically been supported by KTN09, who

found that the clumpy ISM case is strongly favored from the observed data; weaker Ly α extinction than the continuum can nicely reproduce the existence of large EW (>240 Å) LAEs, EW-reddening correlation, and EW- L_{UV} correlation. If this interpretation is correct, we expect that galaxies with large metallicity (and hence a large amount of dust) tend to have larger Ly α EW, which is in the inverse direction to the effect of ionization luminosity mentioned above.

It has been argued that LAEs are less dusty galaxies, both theoretically (e.g. Ferland & Netzer 1979) and observationally (Gawiser et al. 2006, 2007; Gronwall et al. 2007; Nilsson et al. 2007; Lai et al. 2008; Ouchi et al. 2008). These claims appear in contradiction with the preference of the clumpy ISM dust suggested by more recent studies of Finkelstein et al. (2007, 2008, 2009) and KTN09. This can be understood by Fig. 7 of KTN09 where the plot of extinction (A_{1500} at 1500 Å) versus EW is shown for the model and the observed data. If one selects LAEs with modest values of EW ($\lesssim 100$ Å), the extinction is relatively small, while the observed data of Finkelstein et al. (2009) indicate that LAEs with large EW ($\gtrsim 100$ Å) are more dusty, which is also reproduced by the KTN09 model. Since LAEs with EW $\lesssim 100$ Å are more abundant, a conclusion that LAEs are not dusty could be derived depending on the sample size and selection criteria of LAEs.

To summarize, the consequence of the metallicity dependence of GRBs on the Ly α properties of host galaxies would be rather complicated and theoretically uncertain. In the following, we will show some quantitative results based on the KTN09 model, and discuss how to extract useful information with least theoretical uncertainties.

3. OBSERVATIONAL STRATEGY

It is not straightforward to extract useful information from the statistics of LAE fraction in GRB host galaxies. Even if GRBs are simply tracing SFR, the LAE fraction for a given sample of GRB host galaxies is weighted by SFR of galaxies, and hence different from that for a sample of galaxies found by flux-limited galaxy surveys. If we have another transient source that traces SFR, such as CC SNe, we can compare host galaxies of GRBs and the another source. However, LAEs are found at $z \gtrsim 2$ and CC SNe cannot be detected at such high redshifts.

We propose to compare the LAE fraction of GRB host galaxies with the SFR-weighted LAE fraction of high-redshift galaxies found by flux-limited galaxy surveys. It should be possible to construct a flux-limited sample of GRB host galaxies, with the same flux limit as that of a galaxy survey sample. Then we expect that the LAE fraction of GRB host galaxies should be the same as the SFR-weighted LAE fraction of the galaxy survey sample, provided that GRBs trace SFR. In other words, a significant difference between the two indicates that GRBs do not simply follow SFR in galaxies. A caveat is possible selection effects in detecting GRB host galaxies. If the detection efficiency of GRB hosts does not depend on galactic properties except for the flux limit for galaxies, the comparison will not be biased. However, even if the prompt and afterglow emission properties do not depend on host properties, the detection probability of optical afterglow could be affected by extinction in galaxies. We will discuss this issue later in this paper (§5.2).

We need estimates of SFR of galaxies in the galaxy survey sample. One possibility is to use rest-frame UV luminosity as

the SFR indicator, because this is always available for galaxies found by the Lyman-break method (i.e., LBGs). However, UV luminosity may be affected by extinction, and a more reliable SFR estimate is favorable. Such an estimate is also possible, e.g., by SED fittings to multi-band photometric data or spectroscopic observations (e.g. Shapley et al. 2005). The number of galaxy data sets with such rich information is increasing thanks to the recent developments of high-redshift galaxy searches. It should be noted that an observational SFR estimate is generally an average of SFR until the time of the observation on a time scale that is dependent on SFR indicators. Here, we implicitly assumed that the evolutionary time scale of SFR of a galaxy is longer than the time scale of SFR indicator, so that the SFR estimate is not biased by star formation history. This issue will be discussed in §5.1.

The upper panel of Fig. 2 shows the simple LAE fraction in number and SFR-weighted LAE fraction of galaxies in the Mitaka model at $z = 3$, as a function of restframe UV ($\lambda = 1500$ Å) magnitude, M_{UV} . Two different threshold values of Ly α EW are adopted as the definition of LAEs. It can be seen that the SFR-weighted LAE fraction is significantly higher than the simple number fraction at a fixed value of M_{UV} . This can be understood by the effect of clumpy dust for the extinction of Ly α photons. For a fixed M_{UV} , galaxies with large extinction should have larger (extinction-corrected) SFR, and large extinction increases Ly α EW by the clumpy dust that attenuates UV continuum more significantly than Ly α photons. Therefore, even if there is no metallicity effect about GRB rates, and GRBs simply trace SFR, we still expect a higher LAE fraction of GRB host galaxies than the simple number fraction of LAEs in galaxy surveys. This result also implies that we should not use simply M_{UV} as SFR indicator; if M_{UV} is a good SFR indicator, we expect the same value for the SFR-weighted and simple number fractions at a fixed M_{UV} .

The lower panel of Fig. 2 shows the UV continuum luminosity function of galaxies in the Mitaka model. The UV-luminosity-weighted LF and SFR-weighted LF are also shown. The luminosity distribution of GRB host galaxies should be the same as the SFR-weighted LF if GRBs simply trace SFR. The SFR-weighted LF shows some deficit in the largest UV luminosity range, compared with the UV-weighted LF. This can be understood by the fact that galaxies with large extinction tend to have smaller UV luminosity, and hence higher SFR compared with UV luminosity.

4. LOW METALLICITY PREFERENCE OF GRBs AND LAE FRACTION

4.1. Model Prediction

Now we consider the effect of the metallicity dependence of GRBs on LAE fraction. As the first simple model, We assume that GRBs occur with a rate proportional to SFR but only when the ISM metallicity of the galaxy is smaller than a critical value, and GRBs do not occur otherwise (the step function model):

$$R_{\text{GRB}} \propto \begin{cases} \text{SFR}, & Z < Z_{\text{crit}} \\ 0, & Z \geq Z_{\text{crit}} \end{cases}. \quad (1)$$

Our interest is in the fraction of LAEs in GRB host galaxies, and hence we do not need to consider the normalization (the proportionality constant) of R_{GRB} . Here we calculate SFR by that of the model galaxy at the time of an observation, and implicitly assume that the SFR evolution time scale is longer than the typical age of the GRB progenitor. If SFR is chang-

ing with a shorter time scale than the progenitor age, the real GRB rate could be different from that calculated by this formulation. This issue will be discussed in §5.1.

We then calculate the fraction of LAEs in GRB host galaxies with various values of Z_{crit} using the Mitaka model at $z = 3$, and the result is shown in Fig. 3 as a function of UV luminosity, for the two different threshold values of LAE EW as in Fig. 2. The LAE fraction without the metallicity dependence ($Z_{\text{crit}} = \infty$) is plotted together. Compared with the case of no metallicity dependence, the predicted LAE fraction becomes higher at large UV luminosity ($M_{\text{UV}} \lesssim -19$) and lower at faint ($M_{\text{UV}} \gtrsim -19$). These trends can be understood as follows.

Galaxies with relatively small amount of extinction are dominant in the large UV luminosity range, since large extinction would significantly reduce the UV luminosity. In such a regime, the effect of extinction by clumpy ISM on Ly α EWs is not significant, and EWs are mainly determined by the stellar population, i.e., larger EWs for younger and lower metallicity galaxies. Therefore, if GRBs trace low metallicity stellar populations, an enhancement of Ly α EW is expected. On the other hand, significantly extinguished galaxies populate the low UV luminosity range, and the effect of clumpy ISM dust on Ly α EW is important. The dust/gas ratio should be larger for large metallicity galaxies¹, and hence we observe large Ly α EW for metal-rich galaxies in this regime. To summarize, the two competing effects of metallicity on the LAE fraction discussed in §2, i.e., stellar population and extinction, appear in different ranges of UV luminosity of host galaxies.

4.2. Comparison to Observations

Here we compare our result with observations. Currently only one published result is available for the LAE statistics of GRB host galaxies (Jakobsson et al. 2005), which is based on seven GRB hosts with Ly α observations including those of Fynbo et al. (2002, 2003). Their result is summarized in Table 1. In these seven host galaxies, five have strong Ly α emission ($\text{EW} > 10 \text{ \AA}$). Though Ly α emissions were not detected in two host galaxies (000301c and 020124), the upper limits are not severe and we cannot exclude the possibility that these two are also LAEs having $\text{EW} > 10 \text{ \AA}$. It is difficult to set strong constraints on Ly α EW for galaxies fainter than $\sim 28 \text{ mag}$ in optical (rest UV) bands by the current observing facilities, and hence we do not include the three faintest host galaxies in Table 1 (000301c, 020124 and 030323) in the following discussion. Now we have four GRB host galaxies at $z \sim 2-3$ with known Ly α EWs of $14 \text{ \AA} - 71 \text{ \AA}$. Absolute rest UV magnitudes of these are $M_{\text{UV}} \sim -22 - -21$. It is obvious that the statistics is not yet sufficient, but here we compare these results with our model at $z = 3$ as the first trial.

The observational constraints are indicated by shaded regions in Fig. 3, using the confidence limits for small number statistics given by Gehrels (1986). In these plots adopting EW thresholds of 40 and 120 \AA , our model predictions are roughly consistent with the observed data, giving no constraint on Z_{crit} . We also calculate the LAE fraction of GRB host galaxies integrated by UV magnitude in the range corresponding to the observed data with the threshold EW of 10 \AA , and show in the left panel of Fig. 4 as a function of the critical metallicity. The LAE fraction rapidly increase with decreasing Z_{crit} at $Z_{\text{crit}} \sim 0.1Z_{\odot}$, and the observed high LAE fraction

can be explained by $Z_{\text{crit}} \lesssim 0.1Z_{\odot}$ in our model. This metallicity scale is interestingly similar to those suggested by theoretical studies of stellar evolution (Woosley & Heger 2006; Yoon & Langer 2005). Although the statistics is too small to derive any strong conclusions, this result indicates an interesting opportunity to constrain the GRB progenitor by future observations of high redshift galaxies and GRBs.

It should be noted that the behavior of LAE fraction as a function of Z_{crit} is not simple, but it depends on the EW threshold and UV magnitude range of the galaxy sample constructed. As discussed in the previous section, LAE fraction increases with decreasing Z_{crit} in the bright UV magnitude range, which is the case of the left panel of Fig. 4. However, if we choose fainter UV magnitude range, the behavior of LAE fraction becomes complicated depending on the EW threshold, as shown in the right panel of Fig. 4, by the two competing effects discussed in the previous section. This point should be kept in mind when the future observations are used to constrain the nature of the GRB progenitor.

The step function with the critical value of Z_{crit} is likely to be too simple to describe the realistic GRB production efficiency as a function of metallicity. Therefore we also try a more smoothly varying function (the Gaussian model):

$$R_{\text{GRB}} \propto \exp\left(-\frac{Z^2}{2\sigma_Z^2}\right) \times \text{SFR}, \quad (2)$$

and the LAE fraction with this model is plotted against σ_Z instead of Z_{crit} in Fig. 4. Qualitative result is not changed from the case of the step function model.

5. DISCUSSION

5.1. Progenitor Age Effect on LAE Fraction

As mentioned before, we have implicitly assumed that the evolutionary time scale of SFR in galaxies is longer than the age of the GRB progenitor and the age of stellar population used to observationally estimate SFR. However, if SFR is rapidly changing with a comparable or shorter time scales than these, our argument above could be affected. Since we expect strong Ly α emission from very young stellar population having large ionizing luminosity (Fig. 1), the evolutionary time scale of such galaxies might become as short as the time scales of the GRB progenitor or SFR indicators.

Fig. 6 of KTN09 shows the distribution of mean stellar ages of LAEs in the Mitaka model, where the age is calculated by star formation history of each galaxy with a weight by ionization luminosity. Since ionization luminosity comes from massive stars having short lifetimes, the ionization-luminosity-weighted age is about $10^{6.6} \text{ yr}$ for stellar population having a constant SFR with a duration much longer this time scale. According to Fig. 6 of KTN09, LAEs with large EW have significantly shorter age than this, indicating that their SFR is not constant on this time scale.

If the GRB progenitors have a longer time scale to evolve into a GRB than this scale, the age effect is not negligible. According to the main-sequence lifetimes of massive stars (Schaller et al. 1992; Lejeune & Schaerer 2001), it may be the case. In galaxies whose mean stellar age is significantly shorter than the age of GRB progenitor, we expect a smaller GRB rate than simply expected from SFR because the progenitors do not have enough time to produce GRBs, while such young galaxies have a high probability of being LAEs. This effect would then lead to apparent decrease of LAE fraction of GRB host galaxies, and hence it might be confused with

¹ The amount of interstellar dust is assumed to be proportional to the gas metallicity in the Mitaka model.

the effect of the low metallicity preference of GRBs combined with the extinction by dust in the clumpy ISM. This is an interesting possibility, and should be kept in mind when we analyze future data sets of GRB host galaxies, though a quantitative prediction is beyond the scope of this work.

The typical lifetime of stars contributing to the continuum UV luminosity at 1500–2800 Å, which is the popularly used SFR indicator, is ~ 20 Myr (corresponding to $\sim 10M_{\odot}$ stars) (Madau, Pozzetti & Dickinson 1998). Therefore, it is also possible that SFR of LAEs is changing with a time scale shorter than the time scale of the SFR indicator. One must be careful about this when the SFR-weighted LAE fraction of field galaxies is calculated as the reference value corresponding to the case of the SFR-tracing GRB rate from observational SFR estimates.

5.2. Dust Extinction of Optical Afterglows

In most cases, detection of an optical afterglow is required to identify the host galaxy of a GRB at high redshift, and hence a sample of identified GRB host galaxies may be biased against dusty host galaxies in which afterglow light is significantly attenuated. Since the extinction should have a significant effect on the Ly α EW of host galaxies as discussed in §2, the extinction bias of GRB host galaxies could affect the LAE statistics of them.

To investigate this effect, we employ a simple method similar to that used to investigate the low metallicity preference of GRB events. We assume that we can identify the host galaxy of a GRB only when the extinction of the galaxy is less than a critical value, and hence the effective GRB rate becomes:

$$R_{\text{GRB}} \propto \begin{cases} \text{SFR}, & A_V < A_{V,\text{crit}} \\ 0, & A_V \geq A_{V,\text{crit}} \end{cases} \quad (3)$$

The LAE fraction of GRB host galaxies at $z = 3$ predicted by this model is shown in Fig. 5, and the LAE fraction decreases as the afterglow extinction effect becomes strong (smaller $A_{V,\text{crit}}$). This is simply a manifestation of the effect of extinction by clumpy ISM dust on LAEs, i.e., enhancement of LAE EW by extinction, which is assumed in the model of KTN09. The change of the LAE fraction is into the same direction in all the magnitude range, and it can in principle be distinguishable from the effect of low metallicity preference of GRBs showing increase and decrease of the LAE fraction with decreasing Z_{crit} at $M_{\text{UV}} - 5 \log h \lesssim -19$ and $\gtrsim -19$, respectively (Fig. 3).

Fynbo et al. (2003) suggested that the bias against dusty galaxies by the extinction of optical afterglows may be the reason of the observed high LAE fraction of GRB host galaxies, because it has often been argued that LAEs are less dusty galaxies. However, as discussed in §2, more recent studies have suggested that the effect of extinction on LAE EW is rather inverse and to increase EW by extinction in clumpy ISM. Therefore, if the indication of the clumpy ISM extinction is correct, the extinction of GRB afterglows is unlikely to be the origin of the observed high LAE fraction of host galaxies.

6. CONCLUSIONS

We discussed the theoretical aspects of using Ly α emission properties of GRB host galaxies to get implications for the

GRB progenitor. The fraction of LAEs in a sample of GRB host galaxies can be compared with the SFR-weighted LAE fraction of a sample of LBGs at similar redshift with a similar magnitude limit, and a significant difference, if observed, would indicate that GRBs do not simply follow SFR and a new physical parameter, such as metallicity, is hidden in the relation between GRB rate and SFR.

To make quantitative predictions we used one of the latest theoretical model of LAEs in the framework of hierarchical galaxy formation, which is successful to reproduce a variety of recent observed data about LAE statistics. We then tested the case that GRBs have preference to low metallicity environments. We found that there are two effects of the metallicity dependence on the LAE fraction of host galaxies. One is the intrinsic EW enhancement by low metallicity; low metallicity stellar populations have larger ionizing UV luminosity and hence larger Ly α EWs. The other is the extinction by ISM dust; low metallicity galaxies are expected to be less dusty and dust affects LAE EWs. According to the KTN09 model as well as recent observations, the effect of extinction on Ly α EWs is likely to enhance EW by clumpy ISM. Therefore, the low metallicity preference of GRBs would decrease the LAE fraction by this effect, which is into the opposite direction to that of the intrinsic EW enhancement. We predicts that the intrinsic EW enhancement is more significant for galaxies with large UV luminosities, while the extinction effect dominates in UV-faint galaxies, with the border of $M_{\text{UV}} - 5 \log h \sim -19$ at $z = 3$.

The observational indication of higher LAE fraction for GRB host galaxies reported by Fynbo et al. (2002, 2003) and Jakobsson et al. (2005) can quantitatively be explained by our model by the intrinsic EW enhancement effect, if GRBs occur only in low metallicity environment of $Z \lesssim Z_{\text{crit}} = 0.1Z_{\odot}$. However, the statistics is still poor and further systematic observations of GRB host galaxies are highly desired.

We have also discussed the selection effect of GRB host galaxies by extinction of GRB afterglow flux, which is another possible explanation of large LAE fraction. However, recent observations and theoretical modeling indicate that the effect of extinction is to enhance Ly α EW by clumpy ISM, and in this case the selection effect will decrease the LAE fraction, which is opposite to the observed trend.

It should be noted that the theory of LAEs is still quite uncertain, and the quantitative predictions by the KTN09 model suffers from such uncertainties. However, observations of high redshift LAEs are rapidly developing, and near-future observations of LAEs will provide us with further knowledge about this galaxy population. We tried to outline the important theoretical effects and aspects that should be considered when one uses Ly α properties of GRB host galaxies to get any implications about GRBs from future observations.

This work was supported by the Grant-in-Aid for the Global COE Program "The Next Generation of Physics, Spun from Universality and Emergence" from the Ministry of Education, Culture, Sports, Science and Technology (MEXT) of Japan. TT was also supported by the Grant-in-Aid for Scientific Research (19047003, 19740099) from MEXT. MARK was supported by the Research Fellowship for Young Scientists from the Japan Society for the Promotion of Science (JSPS).

REFERENCES

TABLE 1
LONG GRB HOST GALAXIES WITH $\text{Ly}\alpha$ EW MEASUREMENTS

GRB	redshift	host mag	$F_{\text{Ly}\alpha} (\text{erg s}^{-1} \text{cm}^{-2})$	$L_{\text{Ly}\alpha} (\text{erg s}^{-1})$	$\text{Ly}\alpha \text{ EW}_{\text{rest}} (\text{\AA})$
971214	3.42	$R = 26.5$	$\sim 4.5 \times 10^{-17}$	$\sim 5.0 \times 10^{42}$	~ 14
000301c	2.04	$R = 28.0$	$< 3.5 \times 10^{-17}$	$< 1.1 \times 10^{42}$	$\lesssim 150$
000926	2.04	$U = 24.9$	1.6×10^{-16}	5.1×10^{42}	~ 71
011211	2.14	$R = 24.9$	2.8×10^{-17}	1.0×10^{42}	21
020124	3.20	$V = 29.3$	$< 1.5 \times 10^{-17}$	$< 1.4 \times 10^{42}$	$\lesssim 22$
021004	2.34	$B = 24.4$	2.5×10^{-16}	1.1×10^{43}	68
030323	2.14	$V = 28.0$	1.2×10^{-17}	$\sim 1.3 \times 10^{42}$	~ 145

NOTE. — Host magnitude of GRB 020124 is from Bloom et al. (2002), and other values are from Jakobsson et al. (2005, see their Table 4 and references therein). The magnitudes have been converted to AB magnitudes.

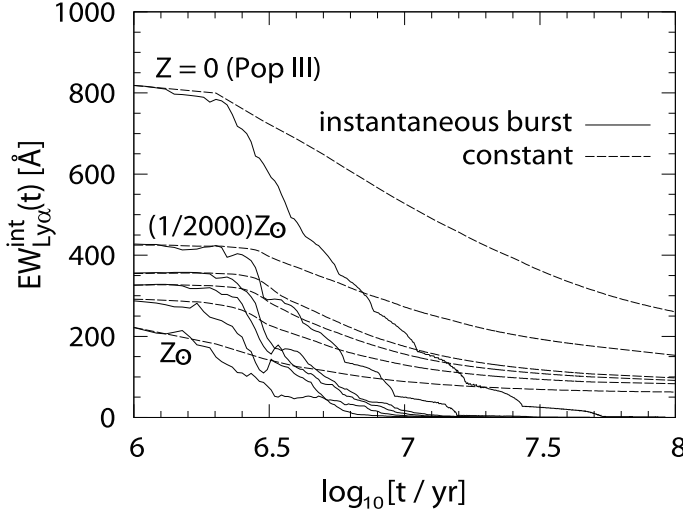


FIG. 1.— The time evolution of intrinsic $\text{Ly}\alpha$ equivalent width ($\text{EW}_{\text{Ly}\alpha}^{\text{int}}$) of stellar populations calculated by the stellar population synthesis model of Schaerer (2003) with the Salpeter IMF in the range of $1\text{--}100 M_{\odot}$. The solid and dashed curves represent the $\text{EW}_{\text{Ly}\alpha}^{\text{int}}$ evolution for instantaneous starburst and constant star formation, respectively. Several curves are shown corresponding to different stellar metallicities: $Z = 0, (1/2000)Z_{\odot}, (1/50)Z_{\odot}, (1/20)Z_{\odot}, (1/5)Z_{\odot}$, and Z_{\odot} , from top to bottom.

Charlot, S. & Fall, S. M. 1993, *ApJ*, 415, 580
 Erb, D. K., Shapley, A. E., Pettini, M., Steidel, C. C., Reddy, N. A. & Adelberger, K. L. 2006, *ApJ*, 644, 813
 Ferland, G., & Netzer, H. 1979, *ApJ*, 229, 274
 Finkelstein, S. L., Rhoads, J. E., Malhotra, S., Norbert, P., & Wang, J. 2007, *ApJ*, 660, 1023
 Finkelstein, S. L., Rhoads, J. E., Malhotra, S., Norman, G., & Wang, J. 2008, *ApJ*, 678, 655
 Finkelstein, S. L., Rhoads, J. E., Malhotra, S., & Norman, G. 2009, *ApJ*, 691, 465
 Fruchter, A. S., et al. 2006, *Nature*, 441, 463
 Fynbo, J. P. U., et al. 2002, *A&A*, 388, 425
 Fynbo, J. P. U., et al. 2003, *A&A*, 406, L63
 Gawiser, E., et al. 2006, *ApJ*, 642, L13
 Gawiser, E., et al. 2007, *ApJ*, 671, 278
 Gehrels, N. 1986, *ApJ*, 303, 336
 Gronwall, C., et al. 2007 *ApJ*, 667, 79
 Hjorth, J., et al. 2003, *Nature*, 423, 847
 Hansen, M., & Oh, S. P. 2006, *MNRAS*, 367, 979
 Iye, M., et al. 2006, *Nature*, 443, 186
 Jakobsson, P., et al. 2005, *MNRAS*, 362, 245
 Kashikawa, N., et al. 2006, *ApJ*, 637, 631
 Kobayashi, M. A. R., Totani, T., & Nagashima, M. 2007, *ApJ*, 670, 919
 Kobayashi, M. A. R., Totani, T., & Nagashima, M. 2009, in prep
 Lai, K., et al. 2008, *ApJ*, 674, 70
 Lapi, A., Kawakatu, N., Bosnjak, Z., Celotti, A., Bressan, A., Granato, G. L., & Danese, L. 2008, *MNRAS*, in press
 Le Floc'h, E., et al. 2003, *A&A*, 400, 499
 Lejeune, T. & Schaerer, D. 2001, *A&A*, 366, 538
 MacFadyen, A. I., & Woosley, S. E. 2003, *ApJ*, 524, 262
 Madau, P., Pozzetti, L., & Dickinson, M. 1998, *ApJ*, 498, 106

Mao, J., Lapi, A., Granato, G. L., De Zotti, G., & Danese, L. 2007, *ApJ*, 667, 655
 Martin, C. L., Sawicki, M., Dressler, A. & McCarthy, P. 2008, *ApJ*, 679, 942
 Nagashima, M., & Yoshii, Y. 2004, *ApJ*, 610, 23
 Neufeld, D. A. 1991, *ApJ*, 370, L85
 Nilsson, K. K., et al. 2007, *A&A*, 471, 71
 Nilsson, K. K., Tapken, C., Meller, P., Freudling, W., Fynbo, J. P. U., Mesenheimer, K. & Laursen, P. 2008, preprint (arXiv: 0812.3152)
 Nuza, S. E., Tissera, P. B., Pellizza, L. J., Lanbas, D. G., Scannapieco, C., & De Rossi, M. E. 2007, *MNRAS*, 375, 665
 Ouchi, M., et al. 2008, *ApJS*, 176, 301
 Ota, K., et al. 2008, *ApJ*, 677, 12
 Reddy, N. A., Steidel, C. C., Pettini, M., Adelberger, K. L., Schapley, A. E., Erb, D. K. & Dickinson, M. 2008, *ApJ*, 175, 48
 Sawicki, M., et al. 2008, *ApJ*, 687, 884
 Schaerer, D. 2003, *A&A*, 397, 527
 Schaller, G., Schaerer, D., Meynet, G., & Maeder, G. 1992, *A&AS*, 96, 269
 Shapley, A. E., Steidel, C. C., Pettini, M., & Adelberger, K. L. 2003, *ApJ*, 588, 65
 Shapley, A. E., Steidel, C. C., Erb, D. K., Reddy, N. A., Adelberger, K. L., Pettini, M., Barmby, P. & Huang, J. 2005, *ApJ*, 626, 698
 Shioya, Y., et al. 2009, *ApJ*, 696, 546
 Stanek, K. Z., et al. 2003, *ApJ*, 591, L17
 Stanek, K. Z., et al. 2006, *ACTA ASTRONOMICA*, 56, 333
 Tremonti, C. A., et al. 2004, *ApJ*, 613, 898
 Wolf, C., & Podsiadlowski, P. 2007, *MNRAS*, 375, 1049
 Woosley, S. E., & Heger, A. 2006, *ApJ*, 637, 914
 Yoon, S. -C., & Langer, N. 2005, *A&A*, 443, 643
 Yoon, S. -C., Langer, N., & Norman, C. 2006, *A&A*, 460, 199

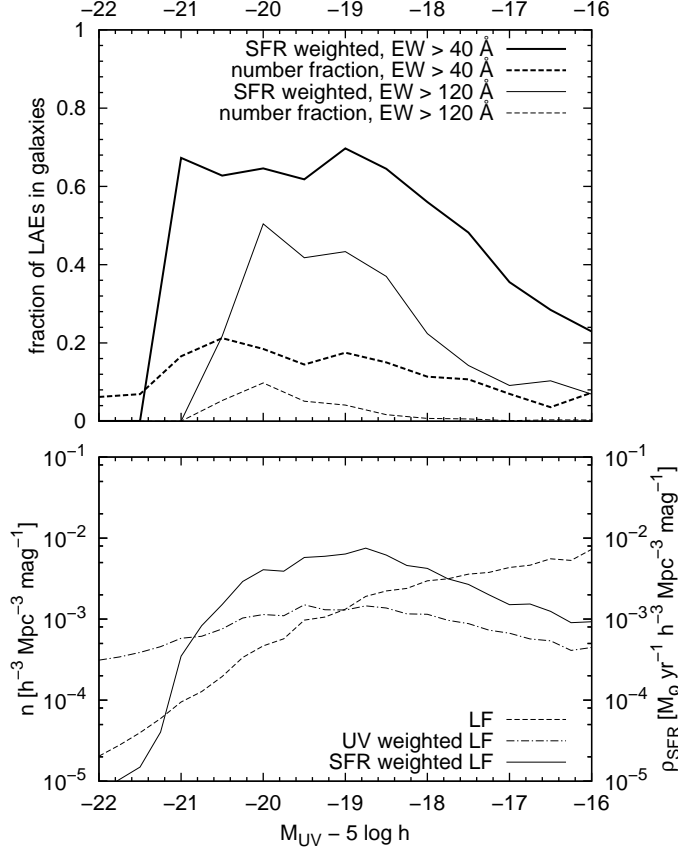


FIG. 2.— *Upper Panel:* Fraction of LAEs in galaxies as a function of rest-frame UV ($\lambda = 1500 \text{ \AA}$) magnitude, predicted by the KTN09 model at $z = 3$. The dashed lines are the simple number fraction, while the solid lines are SFR-weighted fraction, i.e., the amount of star formation occurring in LAEs compared with the total star formation in galaxies. Thick and thin lines correspond to two different threshold values of rest-frame Ly α EW of LAEs, 40 Å and 120 Å, respectively. *Lower Panel:* The rest-frame UV luminosity function of galaxies. The dashed line is the normal LF in number, but the solid and dotted lines are for the SFR-weighted and UV-luminosity-weighted LFs, respectively. The left and right ordinates are for the normal and SFR-weighted LF, respectively.

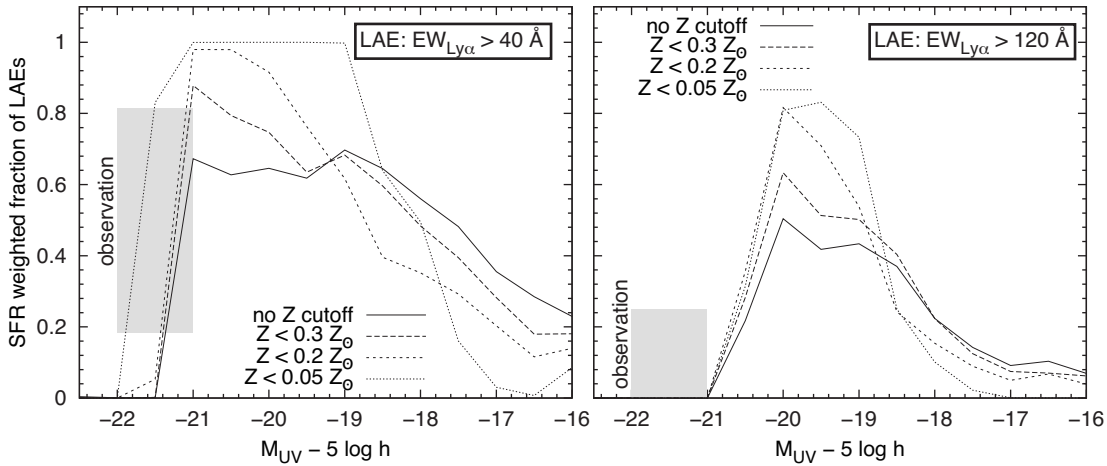


FIG. 3.— LAE fraction in GRB host galaxies as a function of rest-frame UV ($\lambda = 1500 \text{ \AA}$) magnitude of galaxies predicted by the KTN09 model at $z = 3$, for various values of critical metallicity Z_{crit} (GRB occurs only when $Z < Z_{\text{crit}}$). The left and right panels are for the different threshold values of $\text{EW}_{\text{Ly}\alpha}$ for the LAE definition. Solid line is the case of no metallicity dependence, which is identical to the solid curves of the upper panel of Fig. 2. The 68 % C.L. confidence region from the observed data in Table 1 is shown by grey scale.

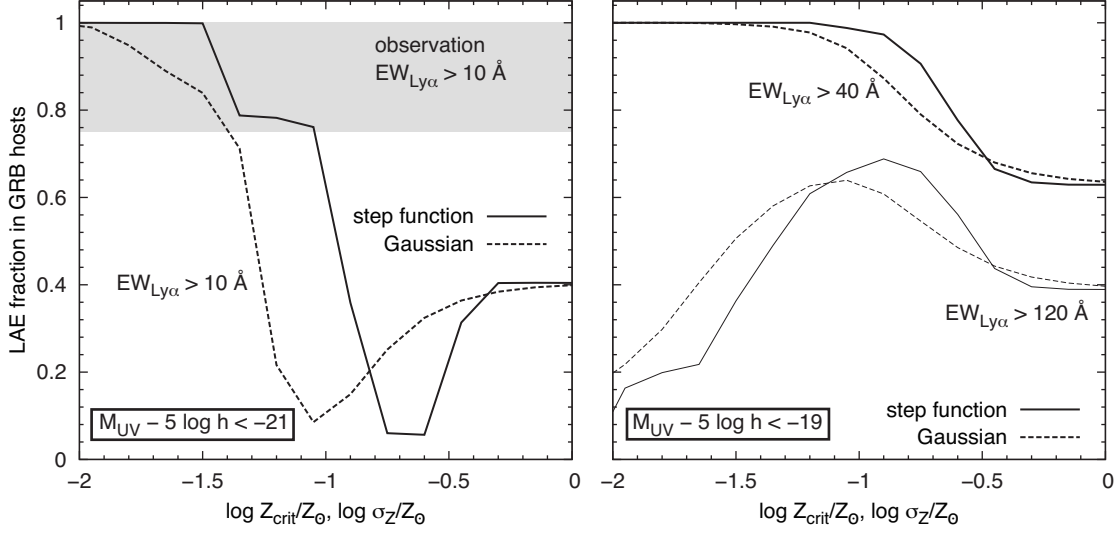


FIG. 4.— LAE fraction in GRB host galaxies brighter than $M_{\text{UV}} - 5 \log h = -21$ (left) and -19 (right) in the KTN09 model at $z = 3$ is shown as a function of the model parameters (Z_{crit} or σ_Z) of the metallicity dependence of GRB rate. The solid curve assumes that GRBs occur only when $Z < Z_{\text{crit}}$, while the dashed curve assumes a Gaussian-type metallicity dependence of GRB rate with the dispersion parameter σ_Z . In the left panel, the 68% confidence region by the observed data in Table 1 is shown by grey scale. In the right panel, two different cases of the threshold $\text{EW}_{\text{Ly}\alpha}$ values are shown by thick (40 Å) and thin (120 Å) lines.

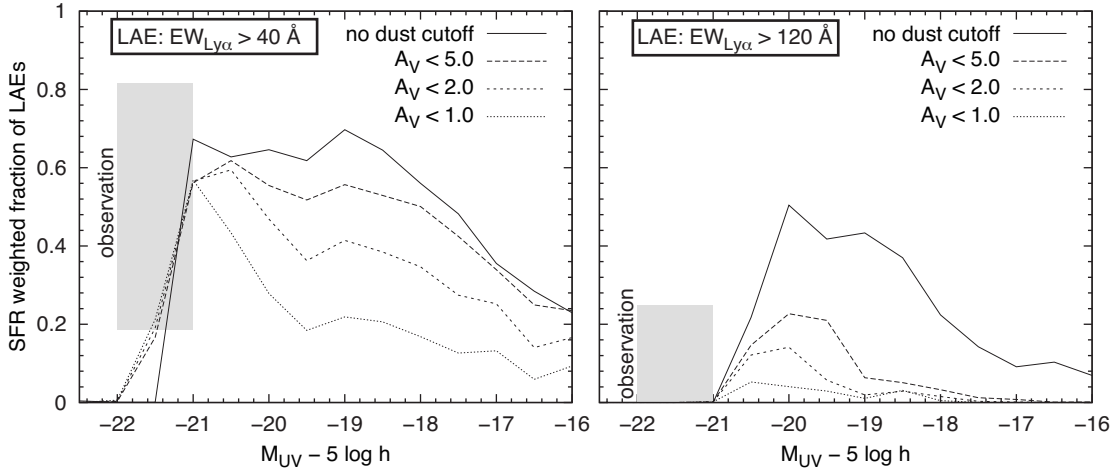


FIG. 5.— The same as Fig. 3, but here GRB afterglows are assumed to be detected only when A_V of their host galaxies is smaller than a critical value. The GRB rate is assumed to simply trace SFR without metallicity dependence.