

## STATUS AND FIRST RESULTS OF THE ANTARES NEUTRINO TELESCOPE

GIADA CARMINATI

on behalf of the ANTARES Collaboration

*Dipartimento di Fisica, Università e Sezione INFN di Bologna,  
Viale Bertè Pichat 6/2, 40127 Bologna, Italy*



The ANTARES (Astronomy with a Neutrino Telescope and Abyss environmental RESearch) Collaboration constructed and deployed the world's largest operational underwater neutrino telescope, optimised for the detection of Cherenkov light produced by neutrino-induced muons. The detector has an effective area of about  $0.1 \text{ km}^2$  and it is a first step towards a kilometric scale detector. The detector consists of a three-dimensional array of 884 photomultiplier tubes, arranged in 12 lines anchored at a depth of 2475 m in the Mediterranean Sea, 40 km offshore from Toulon (France). An additional instrumented line is used for environmental monitoring and for neutrino acoustic detection R&D. ANTARES is taking data with its full twelve line configuration since May 2008 and had been also doing so for more than a year before a five and ten line setups. First results obtained with the 5 line setup are presented.

### 1 Introduction

The production mechanism (i.e. the cosmic accelerators) of high energy cosmic rays remains one of the open problem in astroparticle physics. The detection of high energy cosmic neutrinos would help to find some answers. Pursuing this aim, the ANTARES Collaboration completed in 2008, and has been operating since, a neutrino telescope off the Southern French coast, at a depth of 2475 m under the sea level.

ANTARES can be seen as a fixed target experiment: a cosmic muon neutrino, produced in a cosmic source (Supernova remnant, AGN, GRB, ...) arriving mainly from the hemisphere opposite to the detector location, crosses the Earth and interacts by a charged current process with a nucleon of the medium surrounding the telescope and induces a muon. Above a few TeV the neutrino-induced upward-going muon is (almost) collinear with the incident neutrino and can travel up to 10 km in the rock reaching the sea water. The Cherenkov light emitted by the

muon with an angle  $\theta_C \simeq 42.2^\circ$  is detected by the three-dimensional array of 884 photomultiplier tubes (PMTs) that comprises the ANTARES detector.

However, the most abundant signal is due to high energy downward-going muons remaining from the extensive air showers produced in interactions between primary cosmic rays and atmospheric nuclei. Although the shielding effect of the sea reduces their flux, at the ANTARES site the atmospheric muon flux is about six orders of magnitude larger than the atmospheric neutrino flux. These atmospheric muons represent a dangerous background for track reconstruction as their Cherenkov light can mimic fake upward-going tracks. On the other hand, they are a useful tool to test offline analysis software, to check the understanding of the detector and to estimate systematic uncertainties. The other main background is due to the atmospheric neutrinos that have the same signature as the cosmic signal ANTARES awaits for: an upward-going muon, but with different the energy spectrum.

The PMTs also detect the light generated by  $^{40}\text{K}$  decays in the sea water and the bioluminescence emitted by marine organisms. These two light sources give a continuous background, which varies between 60 and 100 kHz. Peaks of biological activity can occasionally increase the counting rate up to the order of several MHz. Figure 1 shows the typical background behaviour during data taking. Fortunately the hits produced by  $^{40}\text{K}$  decays and bioluminescence are mostly uncorrelated and can be easily discarded by the trigger algorithm.

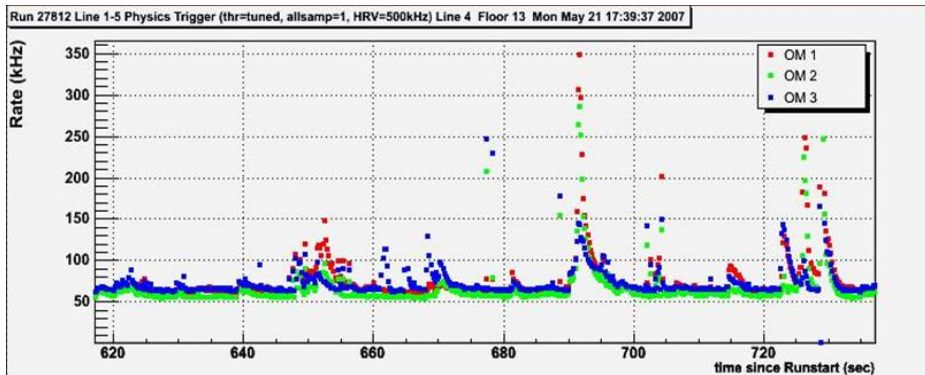


Figure 1: Optical background rate measured by 3 PMTs of a storey in a time window of 2 minutes (May 2007).

## 2 The ANTARES detector

The detector consists of 12 strings anchored on the seabed and pulled up by a buoy and by the buoyancy of the instrument containers. A string is 480 m long and is composed of 25 storeys. A storey includes 3 optical modules, each made of a 17" pressure-resistant glass sphere housing a 10" PMT<sup>1</sup>, looking downwards at 45° from the vertical. Due to the flexibility of the lines, a redundant positioning system is incorporated on each line. It includes 25 tiltmeters and compasses measuring the roll, the pitch and heading angles of the storey, and 5 hydrophones by which the positioning is determined using acoustic triangulation between fixed emitters on the sea floors. This information allows the shape of the lines to be reconstructed and the position accuracy to be better than 10 cm.

Each storey is also equipped with a titanium electronics container, where the PMT signal is digitized by an analogue ring sampler (ARS), a custom-built microchip which measures the charge and the arrival time of the pulse with a precision better than 1 ns. Each readout channel includes two ARS working in a token ring mode to reduce the dead time. The signal is then treated by a data acquisition card and sent through optical fibres to a main control module and then to the bottom of the line where it is multiplexed by DWDM. The fibres of a line pass through the junction box, where the lines are connected to a 40 kilometer electro-optical submarine cable going to the shore.

The large bandwidth of the DAQ system allows the transmission of all recorded PMT signals, above a given threshold, to shore. At the shore station, a dedicated computer farm runs various trigger softwares<sup>2</sup> to select the photon hits on the PMTs of the interesting physics events from the data recorded by the whole detector. The photon hits filtered by the trigger make up a so-called event. All the events are stored on disks for further track reconstruction and analysis. The knowledge of the hit position, arrival time and charge allows the reconstruction of the muon trajectory thus giving information on the parent neutrino.

The first ANTARES detection line was connected on March 2006. Five lines of the detector have been operated since the end of January 2007, followed by 5 additional lines in December of the same year. The detector has been completed on May the 30<sup>th</sup>, 2008, with the connection of the last two lines.

### 3 The first physics analysis

The analysis of atmospheric muons in the data taken in 2006 with the first detection line has been reported in<sup>3</sup>. In 2007, ANTARES has taken data with the 5 line setup for 314 days. The duty cycle of the data taking in this period has been of about 80%. As a first step, the analysis was restricted to runs with a very low biological activity, i.e. the presence of bioluminescence peaks for less than 40% of a run duration. This corresponds to an equivalent data taking of 140 days, in which 14.5 million events have triggered.

#### 3.1 Atmospheric muons

For the study of atmospheric muons, a more strict selection was applied to the data set: only runs where the presence of bioluminescence peaks was less than 20% of a run duration are used. The analysis is also limited to the period from June to December 2007 corresponding to 76 active days of data taking, during which about 7.5 million events have triggered.

Monte Carlo (MC) simulations of the detector response have been used to understand the data. Several MC samples have been produced, using different input parameter sets. ANTARES uses two different approaches to simulate the atmospheric muon flux: a parameterized description of underwater muon flux and a full MC simulation. The former is based on the MUPAGE code<sup>4</sup> which generates events directly on the active volume surrounding the detector. The full MC simulation uses the CORSIKA software<sup>5</sup> and the hadronic interaction model QGSJET.01c<sup>6</sup>, to generate a large number of air showers induced by primary cosmic ray nuclei, and the MUSIC code<sup>7</sup> to propagate muons through sea water until the active volume surrounding the detector. Two different compositions of the primary cosmic ray flux are taken into account: the NSU model<sup>8</sup> and a simplified version of the Hörandel model<sup>9</sup>.

The effect of environmental and geometrical parameter uncertainties on reconstructed track rate is also studied<sup>10</sup>. Presently, a value of about  $\pm 35\%$  can be considered as a first evaluation of the systematic errors and is shown, as a shadowed band, in Figure 2. New measurements are in progress to reduce uncertainties on the parameters used as input for MC simulations.

#### 3.2 Neutrino candidates

The 5 line data have been analysed in order to select the neutrino candidates. Figure 3 shows the result of one of the ongoing studies: the number of reconstructed events as a function of the elevation is plotted. For the simulation of atmospheric muons (red line) the full MC simulation with the NSU model was used. The Bartol model<sup>11</sup> has been used to simulate the atmospheric neutrino flux (blue line). The negative  $\sin \theta$  events are the upward-going events, the neutrino candidates. Figure 4 is a zoom. The events are reconstructed by an on-line reconstruction code, after the application of some quality cuts. The selection yields 168 neutrino candidates from the data, while  $161 \pm 32(\text{theo}) \pm 20(\text{syst})$  were expected from the MC simulations.

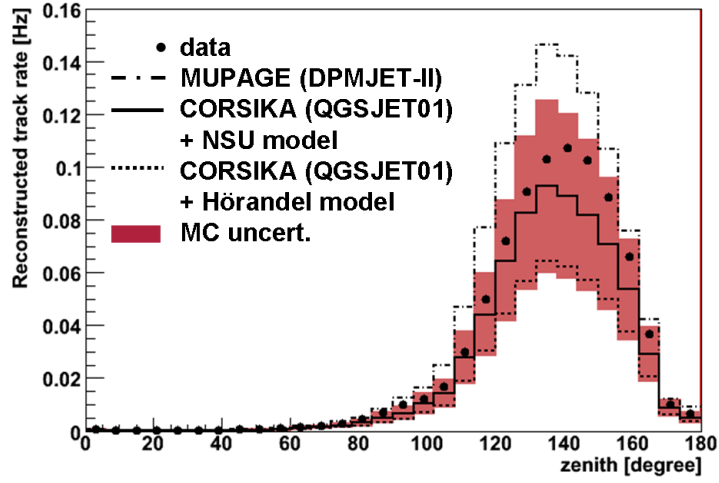


Figure 2: Zenith distribution of reconstructed tracks ( $180^\circ =$  downward-going). Black points represent data and the statistical errors are within the point size. Lines refer to MC expectations: solid line = full simulation with CORSIKA, QGSJET01 and NSU model; dotted line = full simulation with CORSIKA, QGSJET01 and Hörandel model; dashed-dotted line = MUPAGE parameterisation, with DPMJET-II for hadronic interaction. The shadowed band represents the systematic errors, starting from the NSU model, due to environmental and geometrical parameters.

A good agreement between data and simulation is also found with another independent atmospheric neutrino analysis, based on a different reconstruction algorithm<sup>12</sup>. These results prove the correct detector response to a known neutrino source such as the atmospheric neutrinos.

### 3.3 Point-like neutrino sources

The 5 line data have been used to search for point like sources in the Southern hemisphere. Applying optimised cuts, the angular resolution is below  $0.5^\circ$  above 10 TeV. No cosmic neutrino neutrino signal is found at 90% confidence level. The differential flux upper limit for a list of selected sources is shown in Figure 5 as a function of the declination of the sources (blue points) and is compared with the results obtained by other experiments. It is interesting to note that

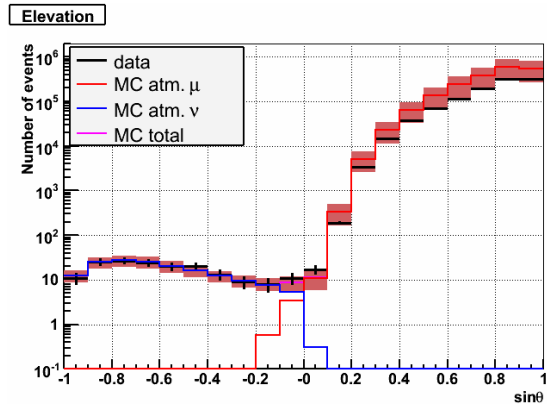


Figure 3: Number of reconstructed events vs the sine of the elevation ( $\sin(\theta) = 1$ : downward-going). The black line represents data, the red and blue lines represent, respectively, the MC atmospheric muons and neutrinos, the sum being represented by the pink line.

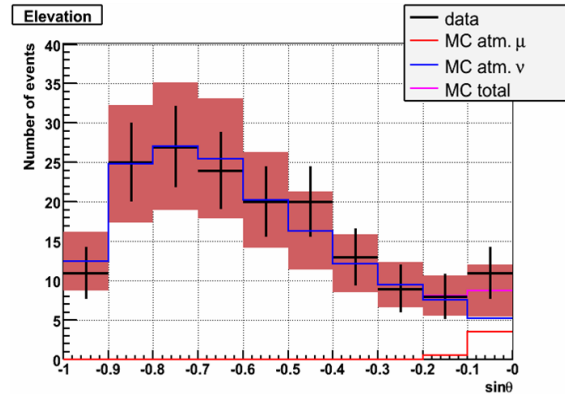


Figure 4: Zoom of the number of reconstructed events as a function of the sine of the elevation, focusing on the neutrino candidates.

the sensitivity for 140 active days on the 5 line data is already better than those of the many year detection of SuperKamiokande<sup>13</sup> (empty black point) and MACRO<sup>14</sup> (full black point). This is because ANTARES is more efficient at high energies, which is the critical region for this kind of searches (since we assume that the signal emits as  $E^{-2}$ ). For the opposite hemisphere the results of AMANDA-II<sup>15</sup> are shown (green points). The predicted sensitivity for 1 year of the full ANTARES configuration (solid blue line) is also shown. Although no signal is found, Figure 6 shows the sky map of the 94 neutrino events considered in this analysis.

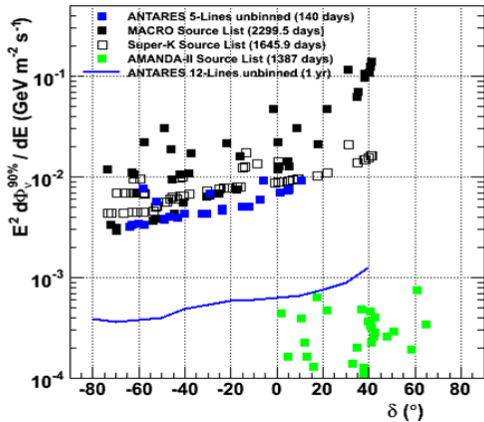


Figure 5: Neutrino flux upper limit for selected sources (blue points) for a  $E^{-2}$  spectrum as a function of declination using the 5 line data. Also shown are the predicted sensitivity for 1 year of the 12 line setup (blue solid line) and upper limits for selected sources by Super-Kamiokande (empty black points), MACRO (full black points) and AMANDA-II (green points).

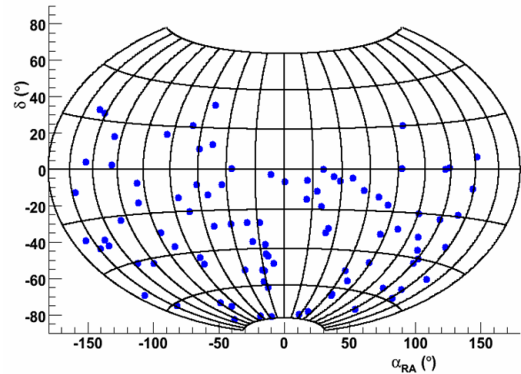


Figure 6: Sky map in equatorial coordinates of 94 neutrino events detected with the 5 line setup.

### 3.4 Dark matter

Dark matter searches are also possible by looking for an excess of neutrinos from celestial bodies like the Sun or the Galactic Center. Neutrinos with energy below a TeV could be produced by the annihilation of supersymmetric dark matter particles like the neutralino, that would become gravitationally trapped in these bodies. For neutralinos in the Sun, the analysis of the 5 line data is reduced to about 70 active days, because only data when the Sun is under the horizon are analysed. Figure 7 shows the upper limit on the total flux from neutralino annihilation in the Sun with the 5 line data as function of the neutralino mass. Each point corresponds to a supersymmetric model and different observational constraints from WMAP<sup>16</sup>. Two kinds of annihilation (hard, into  $W$  vector bosons and soft, into  $b\bar{b}$  quarks) have been studied. Figure 8 shows the prediction for 5 years of data taken with the 12 line configuration.

## 4 Summary and outlook

ANTARES is now the largest neutrino telescope in the Northern hemisphere. The analysis of the data taken in 2007 with the first 5 lines of the telescope has been performed. Concerning the downward-going muon flux, agreement has been found between the data and some of the Monte Carlo simulation models, still under study. A sample of 168 neutrino candidate events has been selected in 140 days of active time. A search for high energy neutrinos produced with an  $E^{-2}$  energy spectrum has also been performed on the basis of a potential source list, yielding

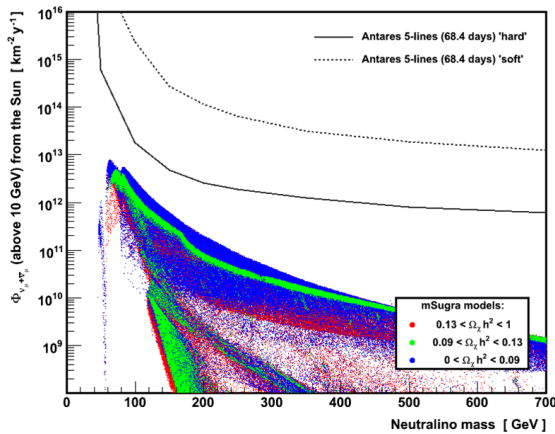


Figure 7: Upper limit on the total  $\nu_\mu + \bar{\nu}_\mu$  flux from neutralino annihilation in the Sun, after analysing 5 line data. Each coloured point corresponds to a supersymmetric model.

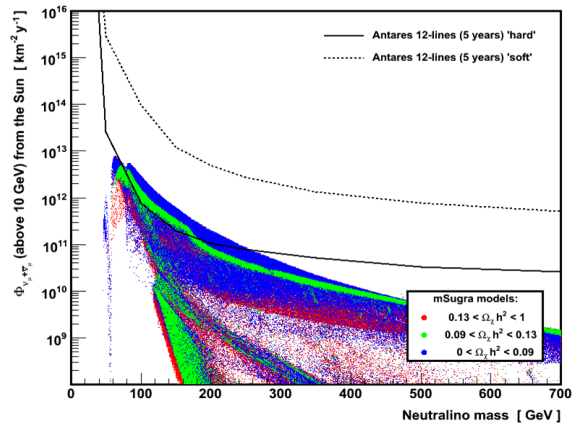


Figure 8: Prediction of the upper limit on the total  $\nu_\mu + \bar{\nu}_\mu$  flux from neutralino annihilation in the Sun for the full ANTARES configuration after 5 years of data taking. Each coloured point corresponds to a supersymmetric model

to an upper limit better than the ones obtained after many years by Super-Kamiokande and MACRO. A first limit to the neutrino flux from supersymmetric dark matter annihilation in the core of the Sun has been set.

ANTARES is also meant as a first step towards a larger detector in the Mediterranean Sea. The ANTARES Collaboration is involved in the KM3NeT Consortium<sup>17</sup>, accepting the challenge of producing a cubic kilometer neutrino telescope.

## References

1. The ANTARES Collaboration, *Nucl. Instrum. Methods A* **484**, 369 (2002); *Nucl. Instrum. Methods A* **555**, 132 (2005).
2. The ANTARES Collaboration, *Nucl. Instrum. Methods A* **570**, 107 (2007).
3. The ANTARES Collaboration, *Astrop. Phys.* **31**, 277 (2009).
4. G. Carminati *et al*, *Comput. Phys. Commun.* **179**, 915 (2008).
5. D. Heck *et al*, Report FZKA6019 (1998), Forschungszentrum Karlsruhe; D. Heck and J. Knapp, Report FZKA6097 (1998), Forschungszentrum Karlsruhe.
6. N.N. Kalmyrnov and S.S. Ostapchenko, *Yad. Fiz.* **56**, 105 (1993); *Phys. At. Nucl.* **56**, 346 (1993); N.N. Kalmyrnov, S.S. Ostapchenko and A.I. Pavlov, *Bull. Russ. Acad. Sci. (Physics)* **58**, 1966 (1994).
7. P. Antonioli *et al*, *Astrop. Phys.* **7**, 357 (1997).
8. S.I. Nikolsky, J.N. Stamenov and S.Z. Ushev, *Sov. Phys. JETP* **60**, 10 (1984); *Zh. Eksp. Teor. Fiz.* **87**, 18 (1984).
9. J.R. Hörandel, *Astrop. Phys.* **19**, 193 (2003).
10. A. Margiotta, *Nucl. Instrum. Methods A* **602**, 76 (2008).
11. G. Barr, T.K. Gaisser and T. Stanev, *Phys. Rev. D* **39**, 3532 (1989).
12. A. Heijboer, PhD Thesis, <http://antares.in2p3.fr> (2005).
13. Super-Kamiokande Collaboration, *Astrophys. J.* **652**, 198 (2006).
14. MACRO Collaboration, *Astrophys. J.* **546**, 1038 (2001).
15. IceCube Collaboration, *Phys. Rev. D* **79**, 062001 (2009).
16. WMAP Collaboration, *Astrophys. J.* **148**, 175 (2003).
17. KM3NeT Consortium: <http://www.km3net.org>