

Accessing the Sign and Magnitude of ΔG via high p_T , $A_{LL}^{\pi^\pm}$ in Polarized p+p Collisions at PHENIX

Astrid Morreale on behalf of the PHENIX Collaboraton

University of California, Riverside, CA, 92521, USA

<http://www.phenix.bnl.gov>,

Brookhaven National Laboratory, Bldg 510C, Upton, NY, 11973, USA

Abstract. The double-helicity asymmetries (A_{LL}) of π^+ and π^- production in polarized proton proton collisions are specially interesting probes of the gluon's polarization. Relative differences among A_{LL} of positive, neutral, and negative pions at high transverse momentum are sensitive to the sign and of magnitude of ΔG . Quark-gluon (qg) scattering starts to dominate mid-rapidity pion production at RHIC at transverse momenta above $5\text{GeV}/c$. In this kinematic region the favored and unfavored fragmentation functions for each pion species are sensitive to both the gluon and the quark distributions, with different flavors having different weights for each pion species. Charged pion asymmetry measurements will be an important component in future global analyses, aiming to determine the gluon polarization over a wide range in x , the most recent results using polarized longitudinal data at $\sqrt{s}=200\text{GeV}$, are presented.

Keywords: Double Longitudinal Asymmetry, Gluon, Δg , Proton Structure, Spin, Charged Pions, PHENIX

PACS: 14.20.Dh, 25.40.Ep, 13.85.Ni, 13.88.+e

INTRODUCTION

Measurements of $\pi^\pm A_{LL}$ are known to be an important process in the ΔG global analysis that aims to disentangle all of the partonic contributions to the proton spin puzzle.[6] With polarized proton-proton collisions and measurements of pions at PHENIX central rapidities, spin assymetries are valuable tools used to access information about the gluon's polarization. Under factorization, a differential cross section can be written as the convolution of a parton density function (pdf) and a hard scattering process. This, along with universality of pdf's and fragmentation functions (FF, D_h), allows for separation of long and short distance (large momentum transfer interaction) contributions. In practice, what is measured are the asymmetries: the ratio of the polarized to unpolarized cross sections (Eq.1). Asymmetries give an elegant way of accessing parton information by counting observed particle yields in different helicity states of incident protons ($++$, $--$, versus, $+-$, $-+$) normalized by the polarization in each beam ($P_{B,Y}$):

$$A_{LL}^{\pi} = \frac{\sum_{a,b,c=q,\bar{q},g} \Delta f_a \otimes \Delta f_b \otimes \Delta \hat{\sigma} \otimes D_{\pi/c}}{\sum_{a,b,c=q,\bar{q},g} f_a \otimes f_b \otimes \hat{\sigma} \otimes D_{\pi/c}} = \frac{\sigma_{++} - \sigma_{+-}}{\sigma_{++} + \sigma_{+-}},$$

$$A_{LL}^{\pi} = \frac{1}{P_B P_Y} \frac{N^{++} - RN^{+-}}{N^{++} + RN^{+-}}, \quad R(\text{luminosity}) = \frac{L_{++}}{L_{+-}}. \quad (1)$$

π MESONS

As pions form an isospin triplet, asymmetry measurements from all three pion species (for $5 < p_T < 12$ GeV/c) are particularly sensitive to the sign of ΔG as qg interactions dominate pion production in this p_T range. Neutral pions have been already measured and provide some constraints to the magnitude of the gluon's polarization.[2, 3] Charged pions are a model independent probe which are sensitive to both the sign and magnitude of ΔG as preferential fragmentation of up quarks (u) to π^+ , and down quarks(d) to π^- , leads to the dominance of u-g, and d-g contributions. This dominance of u or d combined with the different signs of their polarized distributions translates into asymmetry differences for the different species π^+ , π^0 and π^- that depend on the sign of ΔG . For example, a positive ΔG could be indicated by an order of π asymmetries, i.e: $A_{LL}(\pi^+) > A_{LL}(\pi^0) > A_{LL}(\pi^-)$, and viceversa for a negative contribution.

PHENIX Detection of π^\pm

An important characteristic of the PHENIX detector at RHIC is the fine-grained calorimetry-100 times finer than previous collider detectors. The resolution of the electromagnetic calorimeter (EMCal) is $\delta\eta * \delta\phi = 0.01 * 0.01$ [4], allowing for high precision cluster identification. A high charged p_T signal is selected by requiring an energy cluster in the EMCal in coincidence with the collision trigger. The charged particle which triggered the event is then associated to a high quality track in the drift chamber; only these charged triggered particles are then selected. The π^\pm signal is selected with pion Čerenkov light emission thresholds in the ring imaging Čerenkov detector (RICH). Electromagnetic shower-shape cuts in the EMCal clusters aid in the purification of the sample. An additional $\frac{E}{p}$ cut is also used, where E is the energy deposited in the EMCal (one interaction length) and p is the momentum measured using the drift chambers. The main background for this measurement comes from electron conversions which proceed far from the collision vertex and will produce light in the Čerenkov counter with high efficiency, albeit with very low energy. Background is removed by comparing a model of the charged track with the measured track signal. The background's vertex will show high deviation of the comparison of model and track. The estimated remaining background in the sample is less than 2% in the highest p_T bin (7-10 GeV/c), and less than 1% in the lower p_T bins(5-7GeV/c) for both pion charges.

RESULTS

The data used in this measurement consist of 56,081(47,662) $\pi^+(\pi^-)$ identified with the PHENIX detector using 2006 longitudinally polarized data. The approximate integrated luminosity analyzed was $5.8 pb^{-1}$ which is more than twice the luminosity and more than 3 times the figure of merit ($Luminosity * Polarization^4$) of the previous reported measurement [1]. The measured charge separated pion double spin asymmetries are shown in Figure 1. The measurements are compared with previous charged pion results and with neutral pion asymmetries, see figure 2. Figure 3 shows a comparison of these

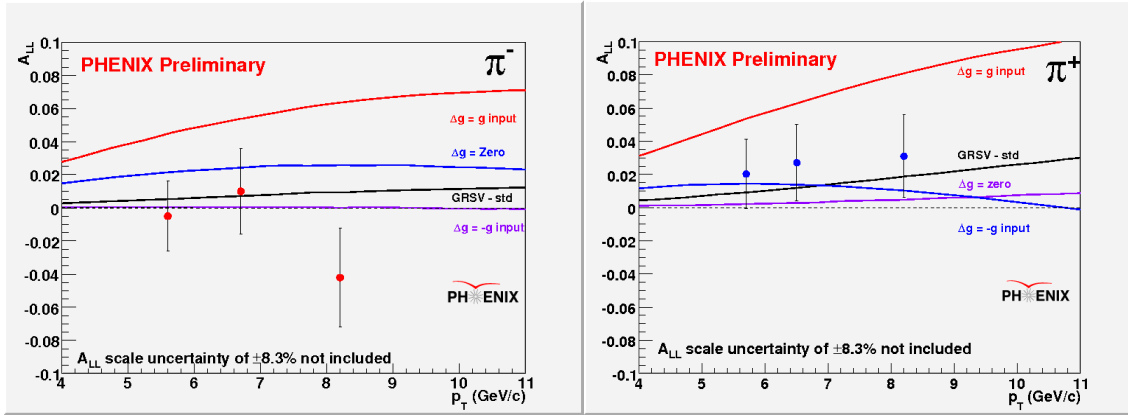


FIGURE 1. Measured of A_{LL} of π^- (left) and π^+ (right)

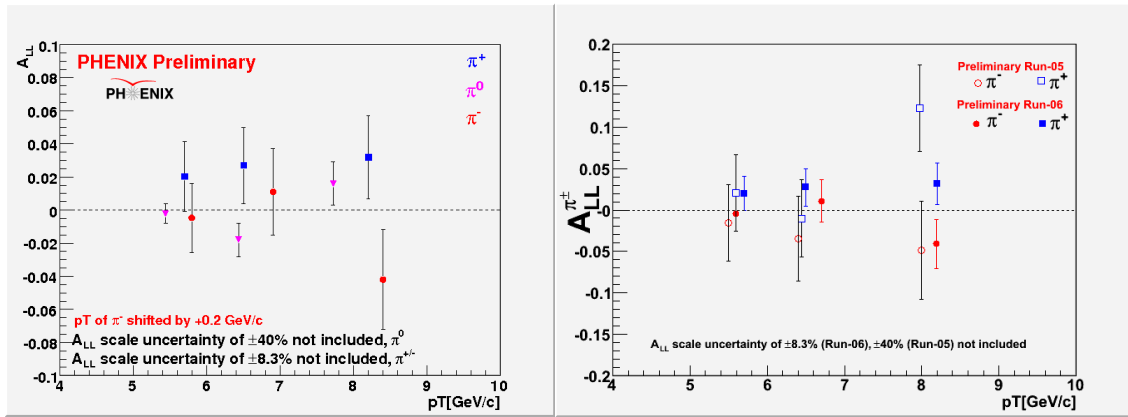


FIGURE 2. Comparison of charged and neutral assymetries at high p_T (left), and previous reported measurements [1]

results to new GRSV parametrisations. These new parametrisations are calculated using the de Florian-Sassot-Stratmann (DSS) fragmentation functions (D_{π^\pm}), which use the most updated e^\pm and RHIC data. These calculations contain the best information on fragmentation functions current available [5], unlike the previously used KKP curves, also distinguish between positive and negative charges. [Fig. 3]

CONCLUSIONS

The measured $\pi^\pm A_{LL}$ (2006) have been compared with a new set of theoretical calculations. These for the first time use charge separated π^\pm data for D_{π^\pm} extraction. While the result has statistical improvement from the 2005 measurement, further statistics along with a cross section measurement would be useful in interpreting the results and comparing with pQCD predictions. The projections of charged pion sensitivities for future RHIC longitudinally polarized runs are found in figure 4. The analyzing power of π^\pm assymetries are expected to be major players in future global analyses of Δg and are

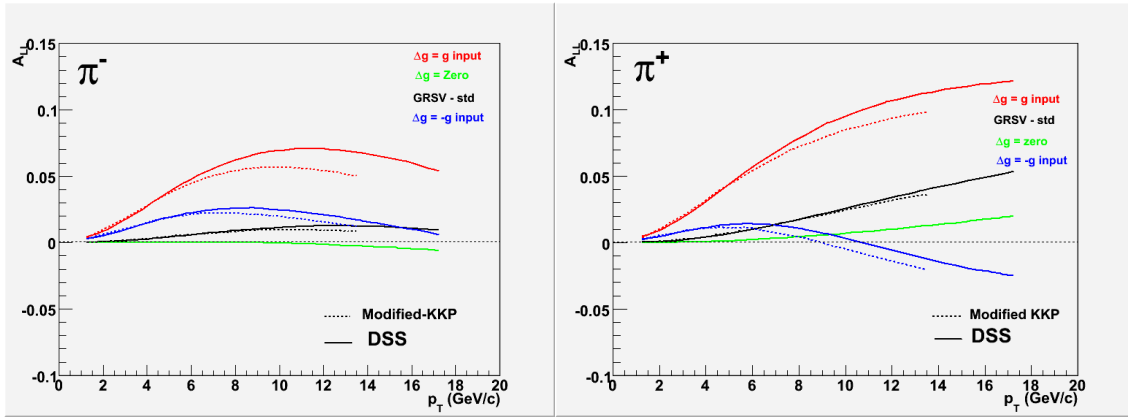


FIGURE 3. Comparison of GRSV curves using KKP and DSS fragmentation functions[5]

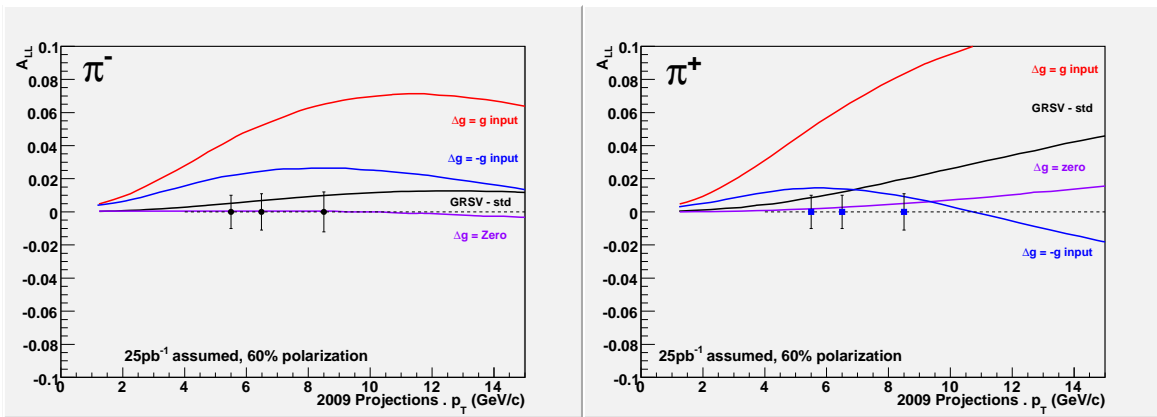


FIGURE 4. Charged pion sensitivity projections

thus an important part of the 200GeV longitudinal program at RHIC.

REFERENCES

1. A. Morreale, *17th International Spin Physics Symposium*, AIP Conference Proceedings, American Institute of Physics, New York, Volume 915, pp. 359-362, 2007.
2. K. Boyle, *17th International Spin Physics Symposium*, AIP Conference Proceedings, American Institute of Physics, New York, Volume 915, pp. 335-338, 2007.
3. K. Boyle, *Physical Review D*, Volume 76, American Physical Society, New York, 2007, pp. 051106.
4. K. Adcox et al, *Nuclear Instruments and Methods A*, Volume 499, pp. 489-507, 2003.
5. D. de Florian, R. Sassot and M. Stratmann *Physical Review D*, Volume 75, American Physical Society, New York, 2007 pp. 114010. e-Print: hep-ph/0703242.
6. S. D. Bass *The Spin Structure of the Proton*, World Scientific Publishing, New Jersey, 2008, pp 152.