

**Harmonic and subharmonic solutions
of the Roberts dynamo problem.
Application to the Karlsruhe experiment**

F. Plunian¹ and K.-H. Rädler²

¹ *Laboratoires des Ecoulements Géophysiques et Industriels
B.P. 53, 38041 Grenoble Cedex 9, France
Franck.Plunian@hmg.inpg.fr*

² *Astrophysikalisches Institut Potsdam
An der Sternwarte 16, D-14482, Potsdam, Germany*

Two different approaches to the Roberts dynamo problem are considered. Firstly, the equations governing the magnetic field are specified to both harmonic and subharmonic solutions and reduced to matrix eigenvalue problems, which are solved numerically. Secondly, a mean magnetic field is defined by averaging over proper areas, corresponding equations are derived, in which the induction effect of the flow occurs essentially as an anisotropic alpha-effect, and they are solved analytically. In order to check the reliability of the statements on the Karlsruhe experiment which have been made on the basis of a mean-field theory, analogous statements are derived for a rectangular dynamo box containing 50 Roberts cells, and they are compared with the direct solutions of the eigenvalue problem mentioned. Some shortcomings of the simple mean-field theory are revealed.

1. Introduction. The dynamo model proposed by Roberts 1972 [13] has been chosen as the starting point for an experimental demonstration of homogeneous fluid dynamo at the Forschungszentrum Karlsruhe [1, 3, 4, 6, 10, 11, 17, 18, 20]. The fluid velocity field considered by Roberts which is of particular interest in this context is given by

$$\mathbf{U} = U(\sin(Y/L_U), \cos(X/L_U), \chi(\cos(X/L_U) - \cos(Y/L_U))). \quad (1)$$

Here a Cartesian coordinate system (X, Y, Z) is used. The flow pattern is sketched in Fig. 1. L_U is the length of the diagonal of a cell in the XY -plane and the parameter χ , which is a constant, determines the Z -component of the flow and so the helicity of the velocity field. Roberts has demonstrated that a flow of this kind is capable of dynamo action. He investigated, however, only magnetic fields which show the same periodicity in X and Y as the flow pattern. These fields, which we call here “harmonic fields”, possess parts which do not depend on X and Y but only on Z or, in other words, they have infinite wave lengths in the X and Y directions. As Roberts himself pointed out the considered flow allows also non-decaying magnetic fields with finite wave lengths in all directions. For a particular case such fields were investigated by Tilgner and Busse [19], who called them “subharmonic”, and in a more general frame by Plunian and Rädler [5]. Despite the finite dimensions of the Karlsruhe experimental device many estimates concerning excitation conditions etc. have been made on the basis of

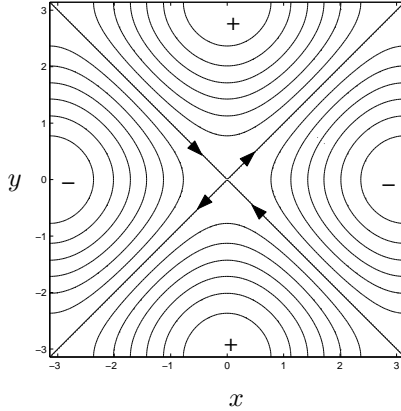


Figure 1: The stream lines of the Roberts flow in the xy -plane. They coincide with the isolines of the velocity in z -direction. Dimensionless coordinates $x = X/L_U$ and $y = Y/L_U$ are used.

findings about harmonic magnetic fields. It is, however, of high interest to compare these results with such derived from results on subharmonic fields.

In this paper we start with the basic equations of the Roberts dynamo problem and some general consequences (Section 2), present some findings on its harmonic solutions (Section 3) and explain a mean-field approach to the dynamo problem on that level (Section 4). After that we turn to subharmonic solutions and give some results for them (Section 5). We then deal with the Karlsruhe experiment, derive in the framework of a mean-field approach and under simplifying assumptions on the dynamo module an excitation condition and compare it with a corresponding result of the subharmonic analysis (Section 6). Finally summarize the main consequences of our findings (Section 7).

2. The Roberts dynamo. To discuss the Roberts dynamo problem in some detail we consider the induction equation governing the magnetic field \mathbf{B} , assuming that it applies in all infinite space. We use its dimensionless form

$$\frac{\partial \mathbf{B}}{\partial t} = \nabla \times (\mathbf{u} \times \mathbf{B}) + R_m^{-1} \nabla^2 \mathbf{B}, \quad \nabla \cdot \mathbf{B} = 0 \quad (2)$$

with

$$\mathbf{u} = (\sin y, \sin x, \chi(\cos x - \cos y)). \quad (3)$$

Instead of $\mathbf{X} = (X, Y, Z)$ we have introduced here dimensionless coordinates $\mathbf{x} = (x, y, z)$ defined by $\mathbf{x} = \mathbf{X}/L_U$, instead of \mathbf{U} the dimensionless velocity \mathbf{u} defined by $\mathbf{u} = \mathbf{U}/U$, and we measure the time in units of L_U/U . Further R_m is the magnetic Reynolds number defined by

$$R_m = \frac{UL_U}{\eta} \quad (4)$$

with η being the magnetic diffusivity of the fluid.

For a steady flow as envisaged here we may expect solutions \mathbf{B} varying like $\exp(pt)$ in time, where the real part of p is the dimensionless growth rate. In this case an eigenvalue problem for \mathbf{B} with the eigenvalue parameter p occurs. Furthermore, since the flow is z -independent, \mathbf{B} can be assumed to possess the form

$$\mathbf{B} = \Re\{\mathbf{b}(x, y, k) \exp(pt + ikz)\}, \quad (5)$$

where $\mathbf{b}(x, y, k)$ is a complex vector field independent of z , and k a dimensionless wave number with respect to the z -direction. When inserting (5) into (2) we find

$$p\mathbf{b} + (\mathbf{u} \cdot \nabla)\mathbf{b} = (\mathbf{b} \cdot \nabla)\mathbf{u} - iku_z\mathbf{b} + R_m^{-1}(\nabla^2 - k^2)\mathbf{b} \quad (6)$$

$$\nabla \cdot \mathbf{b} + ikb_z = 0. \quad (7)$$

The x and y components of (6) are equations for b_x and b_y which do not contain b_z . They constitute the mentioned eigenvalue problem. After solving it, we can calculate b_z from (7) without any integration.

We may easily conclude from (6) that the results for p for any χ can be inferred from those for $\chi = 1$ with the help of the relation

$$p(k, R_m, \chi) = p(k\chi, R_m, 1) + k^2 R_m^{-1}(\chi^2 - 1). \quad (8)$$

As long as we deal with direct solutions of the Roberts dynamo problem (up to Section 5) we therefore restrict our attention to the solutions with $\chi = 1$. In the discussion of the Karlsruhe dynamo experiment (Section 6) we admit also other values of χ .

3. Harmonic solutions. As mentioned above, Roberts solved the relevant equations only for magnetic fields with the same periods in x and y as the flow pattern. We consider first this case only, in which we speak of ‘‘harmonic solutions’’. Then $\mathbf{b}(x, y, k)$ must have the same periodicity in x and y as the flow pattern.

Solving the eigenvalue problem defined by (6) Roberts found growth rates, that is real parts of p , in its dependence on k for values of R_m up to 64 as shown in Fig. 2. The imaginary parts of p proved to be equal to zero (numerically always close to zero), attesting that the dynamo instability is an absolute one. This implies that the magnetic field geometry is stationary while the intensity in general varies in time.

Soward [14] has shown that in the limit of large R_m the order of the maximum of the dimensionless growth rate, p_{\max} , is given by $p_{\max} = O(\ln(\ln R_m)/\ln R_m)$. It occurs at a wave number k_{\max} for which $k_{\max} = O(R_m^{1/2}(\ln R_m)^{-1/2})$. That is, $p_{\max} \rightarrow 0$ as $R_m \rightarrow \infty$. Thus the Roberts dynamo proves to be a slow one. This applies not only in the context of harmonic solutions, for it turns out that other solutions never grow faster than the fastest of the harmonic ones.

Results for finite R_m obtained in our calculations are given in Fig. 2 and in Table 1; see also [15, 16]. Note that the quantities $\Gamma_1 = p_{\max} \ln R_m / \ln(\ln R_m)$ and $\Gamma_2 = k_{\max}(\ln R_m)^{1/2} / R_m^{1/2}$ given in Table 1 approach constant values as R_m grows and thus illustrate the mentioned asymptotic laws.

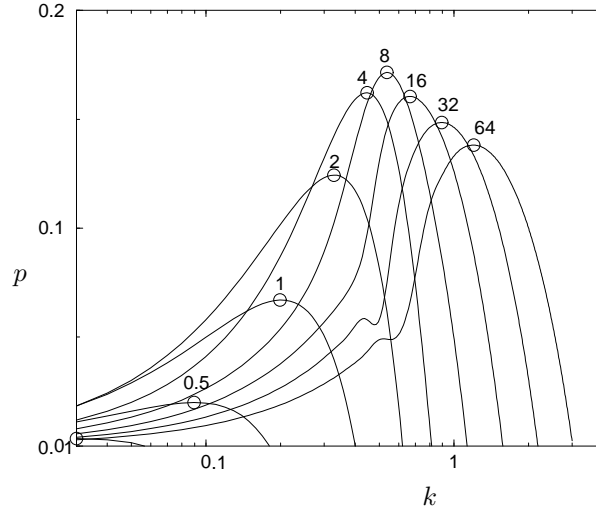


Figure 2: The growth rate p versus k for various R_m (given by the labels at the curves) and $\chi = 1$. For each given R_m the circle corresponds to the maximum growth rate p_{\max} occurring at k_{\max} .

R_m	2	4	8	16	32	64	128	256	512
p_{\max}	0.12	0.16	0.17	0.16	0.15	0.14	0.13	0.12	0.11
k_{\max}	0.33	0.45	0.54	0.66	0.89	1.2	1.62	2.18	2.87
Γ_1	-0.24	0.69	0.49	0.44	0.41	0.40	0.40	0.39	0.37
Γ_2	0.19	0.26	0.28	0.28	0.29	0.31	0.31	0.32	0.32

Table 1: Maximum growth rates p_{\max} , the corresponding wave numbers k_{\max} and the quantities Γ_1 and Γ_2 for various R_m and $\chi = 1$.

4. A mean-field approach. The Roberts dynamo with harmonic magnetic fields \mathbf{B} can also be understood in terms of mean fields. For any field Q we define a mean field \overline{Q} by averaging over an area of one periodic unit, or four half cells, of the flow pattern in the xy -plane as depicted in Fig. 1, for example

$$\overline{Q}(x, y, z, t) = \int_{-\pi}^{+\pi} \int_{-\pi}^{+\pi} Q(x + \xi, y + \eta, z, t) d\xi d\eta. \quad (9)$$

Whereas $\overline{\mathbf{B}}$ is in general non-zero we have $\overline{\mathbf{u}} = 0$.

Subjecting the induction equation (2) to this kind of averaging we obtain

$$\frac{\partial \overline{\mathbf{B}}}{\partial t} = \nabla \times \mathcal{E} + R_m^{-1} \nabla^2 \overline{\mathbf{B}}, \quad \nabla \cdot \overline{\mathbf{B}} = 0, \quad (10)$$

where \mathcal{E} is a mean electromotive force due to the fluid motion,

$$\mathcal{E} = \overline{\mathbf{u} \times \mathbf{B}}. \quad (11)$$

We admit here no other magnetic fields \mathbf{B} than harmonic ones in the above sense. Then $\overline{\mathbf{B}}$ and \mathcal{E} depend no longer on x and y but only on z and t .

Let us further use Fourier representations for \mathbf{B} , $\overline{\mathbf{B}}$ and \mathcal{E} according to

$$Q(x, y, z, t) = \int \hat{Q}(x, y, k, t) e^{ikz} dk, \quad (12)$$

where the integral is over $-\infty < k < \infty$. The corresponding representation of \mathbf{B} clearly includes the ansatz (5). $\hat{\mathbf{B}}$ depends on x , y , k and t , but $\overline{\hat{\mathbf{B}}}$ and $\hat{\mathcal{E}}$ depend only on k and t . The requirements that \mathbf{B} , $\overline{\mathbf{B}}$ and \mathcal{E} are real lead to $\hat{\mathbf{B}}^*(x, y, k, t) = \hat{\mathbf{B}}(x, y, -k, t)$ and analogous relations for $\overline{\hat{\mathbf{B}}}$ and $\hat{\mathcal{E}}$.

According to (11) we have

$$\hat{\mathcal{E}}(k, t) = \overline{\mathbf{u}(x, y) \times \hat{\mathbf{B}}(x, y, k, t)}. \quad (13)$$

With standard reasoning of mean-field theory we conclude that \mathcal{E} is linear and homogeneous in $\overline{\mathbf{B}}$. For the sake of simplicity we assume that \mathcal{E} at a given time depends only on $\overline{\mathbf{B}}$ at the same time, that is, ignore any dependence on $\overline{\mathbf{B}}$ at earlier times. We therefore write

$$\hat{\mathcal{E}}_i(k, t) = \hat{\alpha}_{ij}(k) \overline{\hat{B}}_j(k, t), \quad (14)$$

where $\hat{\alpha}_{ij}$ is a complex tensor determined by the fluid flow. Analogous to \mathcal{E} and $\overline{\mathbf{B}}$ it has to satisfy $\hat{\alpha}_{ij}^*(k) = \hat{\alpha}_{ij}(-k)$. From the symmetry properties of the \mathbf{u} -field we conclude further that the relation (14) remains its validity if both \mathcal{E} and $\overline{\mathbf{B}}$ are simultaneously subject to a 90° rotation about the z -axis, and that \mathcal{E} has no z -component and does not depend on the z -component of $\overline{\mathbf{B}}$. The first fact means that the tensor $\hat{\alpha}_{ij}$ is axisymmetric with respect to the z -axis, that is, can only be a linear combination of δ_{ij} , $e_i e_j$ and $\epsilon_{ijl} e_l$, where δ_{ij} is the Kronecker tensor, ϵ_{ijl} the Levi-Civita tensor and \mathbf{e} the unit vector in z -direction. The second fact implies that δ_{ij} and $e_i e_j$ occur only in the combination $\delta_{ij} - e_i e_j$. Thus we may write

$$\hat{\alpha}_{ij}(k) = -\hat{\alpha}_1(k) (\delta_{ij} - e_i e_j) + ik \hat{\alpha}_2(k) \epsilon_{ijl} e_l \quad (15)$$

with two complex functions $\hat{\alpha}_1(k)$ and $\hat{\alpha}_2(k)$. The signs in this relation and the factor ik of the last term have here to be considered as arbitrary but will prove to be useful in the following.

As can be easily seen from the equations (10) and (11) their solutions must have the form

$$\overline{\mathbf{B}} = \Re\{\mathbf{C} \exp(pt + ikz)\} \quad (16)$$

with a complex vector \mathbf{C} lying in the xy -plane. If we use (14) and (15) we find that

$$C_x = \pm iC_y \quad (17)$$

and

$$p + R_m^{-1}k^2 = \hat{\alpha}(k)k, \quad \hat{\alpha}(k) = \pm\hat{\alpha}_1(k) - \hat{\alpha}_2(k)k \quad (18)$$

The two signs in (17) and (18) indicate the existence of two classes of solutions and had been already identified by Roberts [13]. Relations of the same kind have also been found by Soward [14] (who used the notations α_C and α_D instead of $-\hat{\alpha}_1$ and $\hat{\alpha}_2$). We can calculate $\hat{\alpha}(k)$ with the help of the harmonic solutions of the induction equation (2) obtained with the ansatz (5). There are again two classes of these harmonic solutions, which correspond to the two signs in (17) and (18). The two classes lead to two different functions $\hat{\alpha}(k)$. In agreement with the finding that p is real also $\hat{\alpha}$ proves to be real. Among the two function $\hat{\alpha}(k)$ only the largest one (the upper sign in (17) and (18)) has been retained as it corresponds to the largest growthrate p (see also [5]). Fig. 3 shows the dependence of $\hat{\alpha}$ on k for various R_m and $\chi = 1$. The values of $\hat{\alpha}$ for arbitrary χ can be inferred from the values for $\chi = 1$ with the help of the relation

$$\hat{\alpha}(k, R_m, \chi) = \chi\hat{\alpha}(k\chi, R_m, 1), \quad (19)$$

which follows from (8) and (18).

Since $\hat{\alpha}$ is real we may assume that also $\hat{\alpha}_1$ and $\hat{\alpha}_2$ are real. Moreover we may then conclude from $\hat{\alpha}_{ij}^*(k) = \hat{\alpha}_{ij}(-k)$ that both are even in k , that is $\hat{\alpha}_1(k) = \hat{\alpha}_1(-k)$ and $\hat{\alpha}_2(k) = \hat{\alpha}_2(-k)$. If we know $\hat{\alpha}(k)$ for positive and negative k we may find $\hat{\alpha}_1(k)$ and $\hat{\alpha}_2(k)$.

We may conclude with the help of (14) and (15) that

$$\begin{aligned} \mathcal{E}(z, t) &= - \int \hat{\alpha}_1(k) (\hat{\mathbf{B}}(k, t) - (\mathbf{e} \cdot \hat{\mathbf{B}}(k, t))\mathbf{e}) \exp(ikz) dk \\ &\quad - \mathbf{e} \times \frac{\partial}{\partial z} \int \hat{\alpha}_2(k) \hat{\mathbf{B}}(k, t) \exp(ikz) dk. \end{aligned} \quad (20)$$

This is equivalent to

$$\begin{aligned} \mathcal{E}(z, t) &= -\frac{1}{2\pi} \int \alpha_1(\zeta) (\overline{\mathbf{B}}(z + \zeta, t) - (\mathbf{e} \cdot \overline{\mathbf{B}}(z + \zeta, t))\mathbf{e}) d\zeta \\ &\quad - \frac{1}{2\pi} \mathbf{e} \times \frac{\partial}{\partial z} \int \alpha_2(\zeta) \overline{\mathbf{B}}(z + \zeta, t) d\zeta \end{aligned} \quad (21)$$

with

$$\alpha_1(\zeta) = \int \hat{\alpha}_1(k) \exp(ik\zeta) dk, \quad \alpha_2(\zeta) = \int \hat{\alpha}_2(k) \exp(ik\zeta) dk. \quad (22)$$

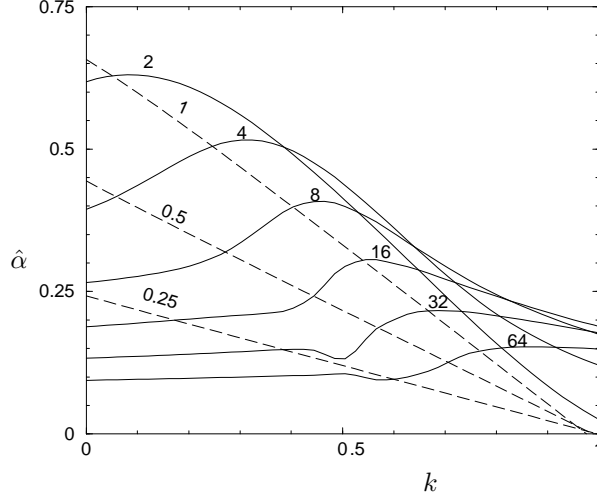


Figure 3: The coefficient $\hat{\alpha}$ versus k for various R_m (given by the labels on the curves) and $\chi = 1$.

The integrals are again over $-\infty < k < \infty$ or over $-\infty < \zeta < \infty$. Note that both α_1 and α_2 are even in ζ .

Let us now expand $\hat{\alpha}_{ij}(k)$ in a Taylor series. From (15) we have

$$\hat{\alpha}_{ij}(k) = -\hat{\alpha}_1(0)(\delta_{ij} - e_i e_j) + ik\hat{\alpha}_2(0)\epsilon_{ijl}e_l + \dots \quad (23)$$

The second relation (18) together with the symmetry properties of $\hat{\alpha}_1$ and $\hat{\alpha}_2$ leads to

$$\hat{\alpha}_1(0) = \hat{\alpha}(0), \quad \hat{\alpha}_2(0) = -\frac{\partial \hat{\alpha}}{\partial k}(0). \quad (24)$$

The corresponding expansion of \mathcal{E} reads

$$\mathcal{E} = -\alpha_{\perp}(\overline{\mathbf{B}} - (\mathbf{e} \cdot \overline{\mathbf{B}})\mathbf{e}) - \beta \mathbf{e} \times \frac{\partial \overline{\mathbf{B}}}{\partial z} + \dots, \quad (25)$$

where

$$\alpha_{\perp} = \hat{\alpha}(0) \quad , \quad \beta = -\frac{\partial \hat{\alpha}}{\partial k}(0). \quad (26)$$

The same result can be derived from (21) by expanding $\overline{\mathbf{B}}(z + \zeta, t)$ with respect to ζ . The first term on the right-hand side of (25) describes the anisotropic α -effect. Since here $\mathbf{e} \times \frac{\partial \overline{\mathbf{B}}}{\partial z} = \nabla \times \overline{\mathbf{B}}$ it seems at the first glance reasonable to consider the second term as a contribution to a mean-field diffusivity. By a reason mentioned later in Section 6.2, however, this interpretation is not compelling.

Values of α_{\perp} and β for various R_m are given in Table 2. Remarkably enough β is negative as soon as R_m exceeds a value between 1 and 2. This means that then the corresponding term in (25) supports the dynamo action of the flow. For the limit of large R_m it was shown that $\alpha_{\perp} = O(R_m^{-1/2})$ [2, 9]. This is illustrated by the values of the quantity $\Gamma_3 = \alpha_{\perp} R_m^{1/2}$ given in Table 2.

R_m	0.25	0.5	1	2	4	8	16	32	64
α_\perp	0.24	0.44	0.66	0.62	0.39	0.27	0.19	0.13	0.09
β	0.25	0.46	0.54	-0.3	-0.4	-0.12	-0.07	-0.05	-0.03
Γ_3	0.12	0.32	0.66	0.87	0.79	0.75	0.75	0.75	0.75

Table 2: The coefficients α_\perp and β of the expansion (25) and the quantity Γ_3 for various R_m and $\chi = 1$.

5. Subharmonic solutions. In order to check a simple mean-field theory of the Karlsruhe dynamo experiment we are interested in solutions \mathbf{B} of the induction equation (2) with period lengths exceeding those of the flow pattern, which we call “subharmonic solutions”. We consider the case in which the period lengths of \mathbf{B} are larger by an integer factor N than those of the flow pattern. As mentioned above, this problem has already been investigated by Tilgner & Busse [19] for a few special values of N and later by Plunian and Rädler [5].

We focus our attention again on the induction equation (2) governing the magnetic field \mathbf{B} in all space. We use again (5) but consider \mathbf{b} no longer as a field with the same periodicity in x and y as the flow pattern. Instead we put $\mathbf{b} = \tilde{\mathbf{b}}(x, y, f_x, f_y, k) \exp(i(f_x x + f_y y))$, where $\tilde{\mathbf{b}}$ has now the same periodicity as the flow pattern and f_x and f_y are subharmonic wave numbers in the x and y directions. In that sense we look for solutions of the induction equation of the form

$$\mathbf{B} = \Re \left(\tilde{\mathbf{b}}(x, y, \mathbf{f}) \exp(pt + i\mathbf{f} \cdot \mathbf{x}) \right). \quad (27)$$

with $\tilde{\mathbf{b}}(x, y, \mathbf{f})$ being a complex periodic vector field with the same period length in x and y direction as the flow pattern, \mathbf{f} the real vector (f_x, f_y, k) , and p again a complex quantity; for more details see [5]. We restrict our attention here to the case $f_x = f_y = f = 1/N$. Then the period lengths of the magnetic field \mathbf{B} are just N times that of the flow pattern. The harmonic solutions \mathbf{B} discussed above correspond to the limit $N \rightarrow \infty$.

Inserting (27) in (2) we find

$$p\tilde{\mathbf{b}} + (\mathbf{u} \cdot \nabla)\tilde{\mathbf{b}} = (\tilde{\mathbf{b}} \cdot \nabla)\mathbf{u} - i(\mathbf{f} \cdot \mathbf{u})\tilde{\mathbf{b}} + R_m^{-1}(\nabla^2\tilde{\mathbf{b}} + 2i(\mathbf{f} \cdot \nabla)\tilde{\mathbf{b}} - \mathbf{f}^2\tilde{\mathbf{b}}), \quad (28)$$

$$\nabla \cdot \tilde{\mathbf{b}} + i\tilde{\mathbf{b}} \cdot \mathbf{f} = 0. \quad (29)$$

The system (28) defines an eigenvalue problem with p being the eigenvalue parameter¹. It has been solved numerically. Marginal values of R_m versus k for $f_x = f_y = f$ are shown in Fig. 4 for different values of f and again $\chi = 1$. For $f \neq 0$ there are both a critical R_m and a critical k below which dynamo action is not possible. In general p is no longer real, that is, we have no longer stationary but moving field structures. We point out that relation (8) allows us the calculation of p for arbitrary χ from that for $\chi = 1$.

6. Applications to the Karlsruhe experiment.

¹These equations have already been derived by Roberts (1972) though used only with $f_x = f_y = 0$ in his numerical calculations.

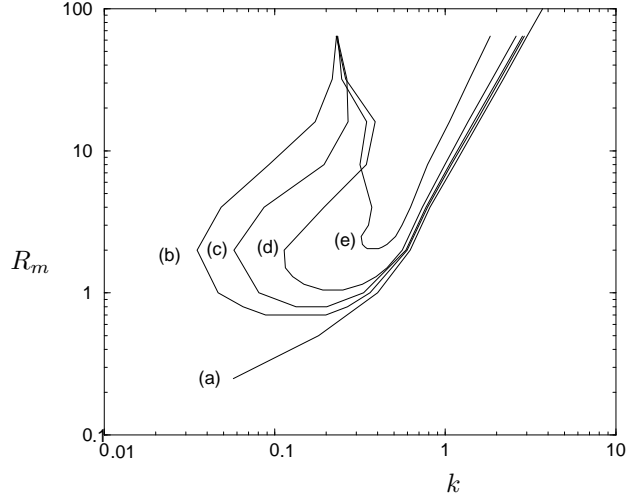


Figure 4: Marginal values of R_m versus k for $f_x = f_y = f$ and $\chi = 1$. The curve (a) belongs to $f = 0$, (b) to $f = 1/10$, (c) to $f = 1/8$, (d) to $f = 1/6$, (e) to $f = 1/4$.

6.1. *The Karlsruhe “dynamo module”.* The essential piece of the Karlsruhe dynamo experiment is the “dynamo module”, a cylindrical container with both radius and height somewhat less than 1 m, through which liquid sodium is driven by external pumps [3, 4, 17, 18]. By means of a system of channels with conducting walls, constituting 52 “spin generators”, a helical motion is organized. The flow pattern is similar to that defined by (1). The 52 spin generators correspond to 26 periodic units of the flow pattern such as the one shown in Fig. 1. The arrangement of the pumps allows to vary the parameters U , or R_m , and χ independently from each other.

6.2. *A simple mean-field theory of the experiment.* In order to give an estimate for the self-excitation condition of the experimental device a simple mean-field theory has been developed [7, 8, 9, 10, 11, 12]. The mean magnetic field $\overline{\mathbf{B}}$ defined as above is assumed to satisfy the equations (10) and (11) inside the dynamo module and to continue in some way in outer space. Of course, in this context $\overline{\mathbf{B}}$ can no longer be independent on x and y , and \mathcal{E} can no longer have the simple forms (20), (21) or (25). Relying on some traditional concept it was assumed that the variations of $\overline{\mathbf{B}}$ in space are sufficiently weak so that \mathcal{E} in a given point can be represented by $\overline{\mathbf{B}}$ and its first spatial derivatives in this point. Together with the symmetry properties of the Roberts flow this leads to

$$\begin{aligned} \mathcal{E} = & -\alpha_{\perp}(\overline{\mathbf{B}} - (\mathbf{e} \cdot \overline{\mathbf{B}})\mathbf{e}) - \beta_{\perp}\nabla \times \overline{\mathbf{B}} - (\beta_{\parallel} - \beta_{\perp})(\mathbf{e} \cdot (\nabla \times \overline{\mathbf{B}}))\mathbf{e} \\ & - \beta_3 \mathbf{e} \times (\nabla(\mathbf{e} \cdot \overline{\mathbf{B}}) + (\mathbf{e} \cdot \nabla)\overline{\mathbf{B}}), \end{aligned} \quad (30)$$

where $\alpha_{\perp}, \beta_{\perp}, \beta_{\parallel}$ and β_3 are constants depending on R_m and χ , and \mathbf{e} is again the unit vector in z -direction [6, 11]. As in (25) the term with α_{\perp} describes the

anisotropic α -effect acting in the xy -plane only. The terms with β_{\perp} and β_{\parallel} can be interpreted by introducing an anisotropic mean-field diffusivity different from the molecular magnetic diffusivity. Finally the term with β_3 describes a part of \mathcal{E} depending on derivatives of $\overline{\mathbf{B}}$ which cannot be expressed by $\nabla \times \overline{\mathbf{B}}$ and therefore not be interpreted as a contribution to a modified diffusivity. Several results have been derived on the dependence of α_{\perp} on the fluid flow [6, 7, 8, 9, 10, 11], and also such on β_{\perp} , β_{\parallel} and β_3 [6].

For a field $\overline{\mathbf{B}}$ not depending on x and y and having no z -component we have $\nabla \times \overline{\mathbf{B}} = \mathbf{e} \times \frac{\partial \overline{\mathbf{B}}}{\partial z}$, and the last three terms on the right-hand side of (30) can be written in the form $-(\beta_{\perp} + \beta_3)\mathbf{e} \times \frac{\partial \overline{\mathbf{B}}}{\partial z}$. As to be expected, in this special case the structures of (25) and (30) coincide, and we have $\beta = \beta_{\perp} + \beta_3$. Our above remark on the β_3 -term in (30) explains why the interpretation of the β -term in (25) as a contribution to a mean-field diffusivity is not compelling.

The assumption on small variations of $\overline{\mathbf{B}}$ in space means in particular that $\overline{\mathbf{B}}$ does not change markedly across a spin generator. In that sense the usage of (30) in a theory of the dynamo module can only be justified for a very large number of spin generators within the module. Quite a few solutions of the equation (10) for $\overline{\mathbf{B}}$, applied to the dynamo module, with \mathcal{E} according to (30) and various boundary conditions have been calculated [9, 10, 11]. In most cases, however, no other contribution to \mathcal{E} than the α -effect, that is, only the first term on the right-hand side of (30) was taken into account. Contributions with higher than first derivatives of $\overline{\mathbf{B}}$ have never been considered. By these and other reasons a check of the results of the simple mean-field theory on a way that avoids the mentioned shortcomings seems very desirable.

6.3. Comparison of results of mean-field approach and subharmonic analysis.

For this purpose we deal now with a very simple model of the dynamo module. We consider no longer a cylindrical module but instead a rectangular “dynamo box” with a quadratic basis area in the xy -plane and denote the edge lengths of the box in this plane by L and its height by H . Thinking of the shape of the real dynamo module we put $L/H = 2$. We will study the excitation condition for a mean magnetic field $\overline{\mathbf{B}}$ which satisfies the equation (10) and the relation (11) in all space and is periodic in x and y with the period length $2L$ and in z with the period length $2H$. This periodicity means that the dynamo box contains just a “half wave” of the field $\overline{\mathbf{B}}$. For the sake of simplicity we use (11) in its reduced form containing no other induction effect than the α -effect. We will then compare this excitation condition with that for a subharmonic \mathbf{B} -field whose longest wave lengths show the same periodicity, that is, which fits in the same sense to the dynamo box. In this context we put $N = 10$ so that an area of $(2L)^2$ in the xy -plane contains just 100 period units, that is, 200 cells of the flow pattern, consequently the basis area of the dynamo box 50 cells, which have to be compared with the 52 spin generators in the real dynamo module. $N = 10$ means $f = 1/10$, and with $L/H = 2$ we arrive at $k = 1/5$.

Instead of a realistic boundary condition for the dynamo module we use here in fact the condition of periodic continuation of the magnetic fields both on the mean-field and the subharmonic level. Such a condition might be in general problematic but seems acceptable for the comparison which we have in mind.

From Fig. 3 we see that the value of $\hat{\alpha}$ for $k = 1/5$ can, except for small R_m , not be inferred from $\hat{\alpha}(0)$ and $\frac{\partial \hat{\alpha}}{\partial k}(0)$ only. This suggests that there will be discrepancies between the excitation conditions obtained with a mean-field theory which ignores contributions to \mathcal{E} with higher than first-order spatial derivatives and those derived from the subharmonic analysis.

As already explained we assume for our mean-field consideration that equation (10) and the reduced form of (30), that is,

$$\frac{\partial \bar{\mathbf{B}}}{\partial t} = -\nabla \times (\alpha_{\perp}(\bar{\mathbf{B}} - (\mathbf{e} \cdot \bar{\mathbf{B}})\mathbf{e})) + R_m^{-1} \nabla^2 \bar{\mathbf{B}}, \quad \nabla \cdot \bar{\mathbf{B}} = 0, \quad (31)$$

apply in all space with constant α_{\perp} . We may represent $\bar{\mathbf{B}}$ as a sum of a poloidal and a toroidal part,

$$\bar{\mathbf{B}} = -\nabla \times (\mathbf{e} \times \nabla S) - \mathbf{e} \times \nabla T, \quad (32)$$

with two defining scalars S and T . Inserting this in (31) and dropping unimportant constants we find

$$\begin{aligned} R_m^{-1} \Delta S - \alpha_{\perp} T - \frac{\partial S}{\partial t} &= 0 \\ R_m^{-1} \Delta T + \alpha_{\perp} \frac{\partial^2 S}{\partial z^2} - \frac{\partial T}{\partial t} &= 0. \end{aligned} \quad (33)$$

The special periodic solution of (31) which we are looking for is obtained with the ansatz

$$\begin{aligned} S &= S_0 \cos(fx) \cos(fy) \cos(kz) \exp(pt) \\ T &= (T_0/S_0)S, \end{aligned} \quad (34)$$

where S_0 and T_0 are constants, f and k the parameters specified above and p , which will prove to be real, is again the growth rate. When inserting this in (33) we arrive at two linear homogeneous equations for S_0 and T_0 . The requirement that they allow non-trivial solutions leads to

$$p = -\frac{2f^2 + k^2}{R_m} \pm |\alpha_{\perp}|k. \quad (35)$$

Growing $\bar{\mathbf{B}}$ are possible in the case of the upper sign of the last term if $|\alpha_{\perp}|$ is sufficiently large. The excitation condition reads

$$|\alpha_{\perp}| \geq \frac{2f^2 + k^2}{R_m k}. \quad (36)$$

In the representations of results on α_{\perp} on which we now rely [6, 7, 8, 9] the latter is given in its original dimension so that it corresponds $U\alpha_{\perp}$ with our dimensionless α_{\perp} . Furthermore these results are given in terms of the two magnetic Reynolds numbers $R_{m\parallel}$ and $R_{m\perp}$ for the flow in the xy -plane and in z -direction, respectively. These are connected with our R_m and χ by

$$R_{m\parallel} = \frac{8\sqrt{2}}{\pi} \chi R_m, \quad R_{m\perp} = 2R_m. \quad (37)$$

The marginal states of the dynamo, in which $\overline{\mathbf{B}}$ neither grows nor decays, are given by pairs of $R_{m\perp}$ and $R_{m\parallel}$, or by the corresponding neutral curve in the $R_{m\perp}R_{m\parallel}$ -diagram. We may represent the result for arbitrary f and k by using the modified magnetic Reynolds number $R_{m\parallel}^*$ defined by

$$R_{m\parallel}^* = \frac{\pi}{16\sqrt{2}} R_{m\parallel} \frac{k}{2f^2 + k^2} \quad (38)$$

instead of $R_{m\parallel}$. Note that $R_{m\parallel}^*$ is no longer determined by \mathbf{U} alone but also by \mathbf{B} . Fig. 5 shows a $R_{m\perp}R_{m\parallel}^*$ -diagram in which curve (a) gives just the result of our mean-field calculation. Clearly dynamo action requires that $R_{m\parallel}^*$ exceeds a critical value. It appears, however, to be possible for any $R_{m\perp}$ if only $R_{m\parallel}^*$ is sufficiently large.

Let us now compare this result with that for a corresponding subharmonic solution \mathbf{B} of the induction equation. In Fig. 5 the curve (b) is the neutral one for the subharmonic solution with the values of f and k specified above. Clearly dynamo action requires now not only that $R_{m\parallel}^*$ exceeds a critical value but also that $R_{m\perp}$ lies above such a value. In addition for each given $R_{m\perp}$ allowing dynamo action the marginal value of $R_{m\parallel}^*$ derived in the subharmonic approach is higher than that concluded from the mean-field approach. In the range of $R_{m\perp}$ between 1.2 and 2, which corresponds to the actual situation in the Karlsruhe experiment, the deviation is larger than 20 %. Of course it will become smaller in a comparison with a mean-field model which involves also the induction effects connected with first derivatives of $\overline{\mathbf{B}}$ indicated in (30); see [6]. But even then the mean-field approach underestimates the requirements for self-excitation.

7. Conclusions. We have dealt with several aspects of the Roberts dynamo problem and derived some results which are of interest for the Karlsruhe dynamo experiment. Although a rectangular dynamo box was considered, there are good reasons to assume that the main conclusions apply as well to the real experimental device with a cylindrical dynamo module. In the framework of the simple mean-field theory of the experiment self-excitation seems possible for arbitrary values of the magnetic Reynolds number $R_{m\perp}$ describing the flow perpendicular to the axes of the spin-generators if only the magnetic Reynolds number $R_{m\parallel}$ for the axial flow is sufficiently large. An analysis based on subharmonic solutions revealed that a dynamo is only possible if both $R_{m\perp}$ and $R_{m\parallel}$ exceed critical values. Apart from this it was found that the simple mean-field theory underestimates the excitation condition of the dynamo. This discrepancy of the mean-field results with those obtained with subharmonic solutions cannot be completely removed by taking into account the effect of the mean-field diffusivity.

The authors are indebted to Dr. M. Rheinhardt for several helpful comments on the draft of this paper.

REFERENCES

1. Busse, F.H., Müller, U., Stieglitz, R. & Tilgner, A., A two-scale homogeneous dynamo: an extended analytical model and an experimental demonstration under development. *Magnetohydrodynamics* **32**, 235–248 (1996).

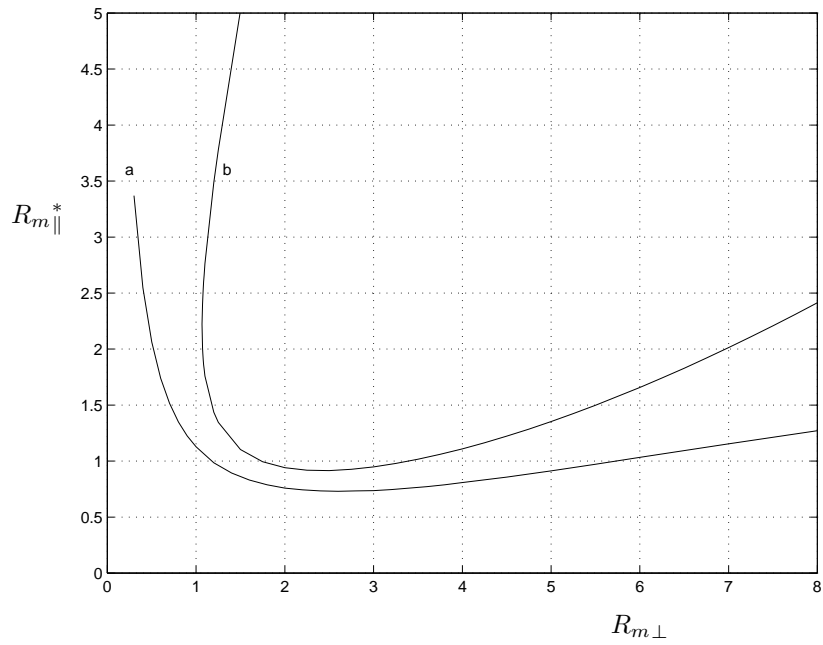


Figure 5: Marginal values of $R_{m\parallel}^*$ versus $R_{m\perp}$. Curve (a) results from a mean-field calculation [6]. Curve (b) is derived from the subharmonic analysis with $f = 1/10$ and $k = 1/5$.

2. Childress, S., Alpha-effect in flux ropes and sheets. *Phys. Earth Planet. Int.* **20**, 172–180 (1979).
3. Müller, U. & Stieglitz, R., Can the Earth’s magnetic field be simulated in the laboratory ? *Naturwissenschaften* **87**, 381–390 (2000).
4. Müller, U. & Stieglitz, R., The Karlsruhe dynamo experiment *Nonlinear Processes in Geophysics, in print*.
5. Plunian F. & Rädler, K.-H., Subharmonic dynamo action in the Roberts flow. *Geophys. Astroph. Fluid Dyn.* **96**, 115-133 (2002).
6. Rädler, K.-H., Apel, A., Apstein, E., & Rheinhardt, M., Contributions to the theory of the planned Karlsruhe dynamo experiment. *Report Astrophysical Institute Potsdam* (1996).
7. Rädler, K.-H., Apstein, E., Rheinhardt, M. & Schüler, M., Contributions to the theory of the planned Karlsruhe dynamo experiment - Supplements and Corrections. *Report Astrophysical Institute Potsdam* (1997).
8. Rädler, K.-H., Apstein, E. & Schüler, M., The α -effect in the Karlsruhe dynamo experiment. *Proc. 3rd Int. Conf. on "Transfer Phenomena in Magnetohydrodynamics and Electro-conducting Flows", Aussois, France, Vol. I*, 9-14 (1997).
9. Rädler, K.-H., Apstein, E., Rheinhardt, M. & Schüler, M., The Karlsruhe dynamo experiment - A mean-field approach. *Studia geophys. et geodaet.* **42**, 302–308 (1998).
10. Rädler, K.-H., Rheinhardt, M., Apstein, E., & Fuchs, H., On the mean-field theory of the Karlsruhe dynamo experiment. *Nonlinear Processes in Geophysics, this volume*.
11. Rädler, K.-H., Rheinhardt, M., Apstein, E., & Fuchs, H., On the mean-field theory of the Karlsruhe dynamo experiment. I. Kinematic theory. *Magnetohydrodynamics, this volume*.
12. Rädler, K.-H., Rheinhardt, M., Apstein, E., & Fuchs, H., On the mean-field theory of the Karlsruhe dynamo experiment. II. Back-reaction of the magnetic field on the fluid flow. *Magnetohydrodynamics, this volume*.
13. Roberts, G. O., Dynamo action of fluid motions with two-dimensional periodicity. *Phil. Trans. R. Soc. Lond. A* **271**, 411–454 (1972).
14. Soward, A. M., Fast dynamo action in a steady flow. *J. Fluid Mech.* **180**, 267–295 (1987).
15. Soward, A. M., On dynamo action in a steady flow at large magnetic Reynolds number. *Geophys. Astrophys. Fluid Dyn.* **49**, 3–22 (1989).
16. Soward, A. M., A unified approach to a class of slow dynamos. *Geophys. Astrophys. Fluid Dyn.* **53**, 81–107 (1990).
17. Stieglitz, R. & Müller, U., Experimental demonstration of a homogeneous two-scale dynamo. *Phys. Fluids* **13**, 561– 564 (2000).
18. Stieglitz, R. & Müller, U., Experimental demonstration of a homogeneous two-scale dynamo. *Magnetohydrodynamics, this volume*.
19. Tilgner, A. & Busse, F. H., Subharmonic dynamo action of fluid motions with two-dimensional periodicity. *Proc. R. Soc. Lond. A* **448**, 237–244 (1995).
20. Tilgner, A., A kinematic dynamo with a small scale velocity field. *Phys. Lett. A* **226**, 75–79 (1997).