

# Resolving Fermi, PAMELA and ATIC anomalies in split supersymmetry without R-parity

Chuan-Hung Chen<sup>1,2\*</sup>, Chao-Qiang Geng<sup>3†</sup> and Dmitry V. Zhuridov<sup>3‡</sup>

<sup>1</sup>*Department of Physics, National Cheng-Kung University, Tainan 701, Taiwan*

<sup>2</sup>*National Center for Theoretical Sciences, Hsinchu 300, Taiwan*

<sup>3</sup>*Department of Physics, National Tsing-Hua University, Hsinchu, 300 Taiwan*

(Dated: May 3, 2022)

## Abstract

A long-lived decaying dark matter as a resolution to Fermi, PAMELA and ATIC anomalies is investigated in the framework of split supersymmetry (SUSY) without R-parity, where the neutralino is regarded as the dark matter and the extreme fine-tuned couplings for the long-lived neutralino are naturally evaded in the usual approach.

---

\* Email: physchen@mail.ncku.edu.tw

† Email: geng@phys.nthu.edu.tw

‡ Email: dmitry.zhuridov@gmail.com

## I. INTRODUCTION

It is mysterious that the direct measured matter in the standard model (SM) only occupies 4% of our universe while dark matter and dark energy have the occupancies of 22% and 74%, respectively. It becomes a very important issue to understand what the dark stuff is. Through high energy colliders such as the Large Hadron Collider (LHC) at CERN, we may directly observe dark matter. On the other hand, by the study of the high energy cosmic-ray, we may have the chance to probe dark matter indirectly.

Recently, PAMELA [1] and ATIC [2] collaborations have published some astonished events in cosmic-ray measurements, in which the former finds the excess in the positron flux ratio with energies in the 10 – 100 GeV range, while the later observes anomaly in the electron+positron flux in the 300 – 800 GeV range. Intriguingly, these data are consistent with the measurements of the high energy electron and positron fluxes in the cosmic ray spectra by PPB-BETS [3], HEAT [4], AMS [5] and HESS [6], respectively. Inspired by the PAMELA/ATIC anomalies, various interesting possible mechanisms to generate the high energy positrons and electrons are proposed, such as pulsars [7], dark matter annihilations [8] and dark matter decays [9–11]. Very recently, a more precision measurement on the electron+positron flux by the Fermi collaboration [12] with the similar energy range as ATIC has shown some enhancement in flux in the higher energy range. However, the Fermi's result indicates smaller fluxes than the ATIC data in the 500 GeV range. Other relevant studies could be referred to Ref. [13].

Although the mechanism of dark matter annihilations could provide the source for the Fermi, PAMELA and ATIC (FPA) anomalies, it is inevitable that an enhanced boost factor of a few orders of magnitude, such as Sommerfeld enhancement [14], near-threshold resonance and dark-onium formation [15], has to be introduced. In this paper, we investigate other sources for the excess of positrons and electrons in FPA without a large boost factor. We will concentrate on the mechanism of dark matter decays. As known that in order to make the unstable dark matter be long-lived, say  $O(10^{26}s)$ , usually we have to fine-tune either couplings to be tiny or the scale of the intermediate state to be as large as the GUT scale [11]. Therefore, our purpose is to explore what kind of the long-lived dark matter in the extension of the SM could satisfy one of two criteria naturally, at least in technique.

In the literature, one of the popular SM extensions is supersymmetry (SUSY). It has been

known that the effects of SUSY at the scale  $\Lambda$  of  $O(\text{TeV})$  can solve not only the hierarchy problem, but also the problem of the unified gauge coupling [16, 17]. Moreover, the predicted lightest neutralino in supersymmetric models could also provide the candidate of dark matter [16, 18]. In spite of the above successes, models with SUSY still suffer some difficulties from phenomenological reasons, such as the problems on small CP violating phases, large flavor mixings and proton decays, as well as they predict too large cosmological constant. As a result, a fine tuning always comes up in the low energy physics. In order to interpret the cosmological constant problem and maintain the beauty of the ordinary low-energy SUSY models, the scenario of split SUSY is suggested [19, 20], in which the SUSY breaking scale is much higher than the electroweak scale. In this split SUSY scenario, except the SM Higgs which could be as light as the current experimental limit, the scalar particles are all ultra-heavy, denoted by  $m_S = \mathcal{O}( > 10^9 ) \text{ GeV}$ . On the other hand, by the protection of approximate chiral symmetries, the masses of superpartners of bosons, such as gauginos and higgsinos, could be at the electroweak scale [19, 21]. Clearly, split SUSY not only supplies the candidate of the fermionic dark matter at the TeV scale but also provides a large scale for the SUSY breaking, so that the second criterion mentioned early for model-searches is satisfied automatically. Thus, if the ultraheavy scalar sparticles could play the role of messenger to deliver the dark matter decay, the decay rate of the dark stuff is suppressed and the lifetime of the unstable dark matter could be still long enough to explain the FPA puzzle.

The paper is organized as follows: In Sec. II, we introduce the relevant interactions in R-parity violating models and derive the lifetime for the candidate of dark matter. In Sec. III, we formulate the spectra for cosmic electrons and positrons that are directly produced by R-parity violating effects. The detailed numerical analysis is presented in Sec. IV. We give the conclusion in Sec. V.

## II. R-PARITY VIOLATING INTERACTIONS

In split supersymmetric models with R-parity, the neutralino regarded as the lightest SUSY particle (LSP) is a stable particle. To study the dark matter decays, we extend our consideration to the framework of split SUSY with the violation of R-parity, in which the conservations of lepton or/and baryon numbers are broken. Since FPA anomalies only

involve leptons, it is plausible to only consider lepton number violating effects by requiring a good symmetry on the baryon number. As usual, the superpotential for the minimal supersymmetric standard model (MSSM) with bilinear and trilinear terms that violate the lepton number is expressed by

$$\begin{aligned}
W &= W_{\text{MSSM}} + W_{\mathcal{R}}, \\
W_{\text{MSSM}} &= h_{ij}^{\ell} L_i H_d E_j^c + h_{ij}^d Q_i H_d D_j^c + h_{ij}^u Q_i H_u U_j^c + \mu H_d H_u, \\
W_{\mathcal{R}} &= \frac{1}{2} \lambda_{[ij]k} L_i L_j E_k^c + \lambda'_{ijk} L_i Q_j D_k^c + \epsilon_i L_i H_u.
\end{aligned} \tag{1}$$

The bilinear term  $L_i H_u$  could be rotated away by redefining the superfield as  $H_d \rightarrow (\mu^2 + \epsilon_i \epsilon_j)^{-1/2} (\mu H_d - \epsilon_i L_i)$ . In the ordinary SUSY model, the bilinear operator could be reinduced by loop effects. However, in the scenario of split SUSY, since all bosonic sparticles are very heavy, the loop induced effects are highly suppressed and negligible [22]. If we regard the parameters of bilinear terms to be of order of the electroweak scale, due to the ultra-heavy mass suppression of scalar SUSY particles, their effects should be small. Hence, in our scenario, the effects of bilinear terms are suppressed. Furthermore, with the measurement on the antiproton flux by PAMELA that shows no exotic events, it is conceivable to set the quarks related effects governed by the parameters  $\lambda'_{ijk}$  as small as possible. Thus, in our analysis, we will only focus on trilinear interactions of  $W_{\mathcal{R}} = 1/2 \lambda_{[ij]k} L_i L_j E_k^c$ . Consequently, the Lagrangian for the R-parity violation is found to be

$$\begin{aligned}
\mathcal{L}_{\mathcal{R}} &= \lambda_{[ij]k} \left( \bar{\ell}_k P_L \ell_j \tilde{\nu}_{iL} + \bar{\ell}_k P_L \nu_{iL} \tilde{\ell}_{jL} + \bar{\ell}_j P_R \nu_{iL}^c \tilde{\ell}_{kR} \right. \\
&\quad \left. - \bar{\ell}_k P_L \ell_i \tilde{\nu}_{jL} - \bar{\ell}_k P_L \nu_{jL} \tilde{\ell}_{iL} - \bar{\ell}_i P_R \nu_{jL}^c \tilde{\ell}_{kR} \right) + \text{H.c.}
\end{aligned} \tag{2}$$

with  $P_{R(L)} = (1 \pm \gamma_5)/2$ . The bracket [ij] denotes that the  $\lambda$  parameters are antisymmetric in the first two indices. Since in MSSM neutralinos are composed of bino, wino and higgsinos, for simplicity, we take the bino-like particle as the lightest neutralino denoted by  $\tilde{\chi}_1^0$  and the couplings to leptons are given by [23]

$$\begin{aligned}
\mathcal{L}_{\tilde{\chi}_1^0 \ell \bar{\ell}} &= \frac{g}{\sqrt{2}} \tan \theta_W \bar{\ell} \left( c_L^{\ell} P_R \tilde{\ell}_L + c_R^{\ell} P_L \tilde{\ell}_R \right) \tilde{\chi}_1^0, \\
\mathcal{L}_{\tilde{\chi}_1^0 \nu \bar{\nu}} &= \frac{g}{\sqrt{2}} \tan \theta_W c_L^{\nu} (\bar{\nu} P_R \tilde{\chi}_1^0) \tilde{\ell}_L
\end{aligned} \tag{3}$$

with  $\theta_W$  being Weinberg angle,  $c_L^{\ell} = -2$ ,  $c_L^{\nu} = 1$  and  $c_R^{\ell} = 1$ . Note that we have omitted the mixing effects of bino, wino and higgsinos in (3). However, to open some annihilation channels, the neutralino has to be the mixture state of bino, wino and higgsinos [24]. Although

all scalar particles except the SM Higgs are ultraheavy in split SUSY models to suppress the annihilation of the neutralino, the cross section for the neutralino annihilation could be still sizable through the interactions in the gauge sector, such as the neutralino-chargino- $W$  coupling.

According to Eqs. (2) and (3), we see that split SUSY with the R-parity violation has two channels to decay to the charged leptons: one is via the charged sleptons and another one is mediated by sneutrinos, where we sketch the Feynman diagrams in Fig. 1. Before we make the detailed analysis for the energy spectra of electron and positron in neutralino decays, it is worthwhile to understand the allowed range of free parameters to satisfy the condition of the long-lived dark matter. Since there are 6 (3) species of sleptons (sneutrinos) and many free parameters in  $\lambda_{[ij]k}$ , to simplify the estimation and without loss of generality, we use one single decay channel, associated with the slepton as the mediator, to illustrate what the lifetime of the neutralino could be. Thus, based on the introduced interactions, we obtain

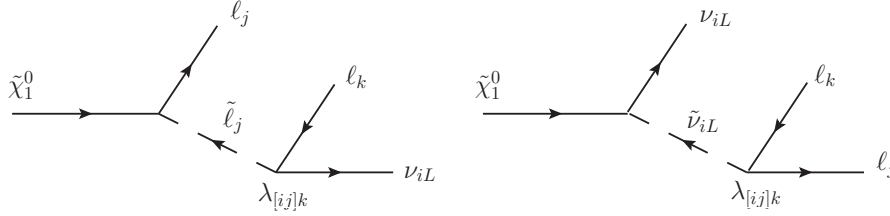


FIG. 1: The Feynman diagram for LSP decay in split SUSY.

the lifetime of the neutralino to be

$$\tau_\chi \simeq \frac{3\sqrt{2}2^9\pi^3}{G_F m_W^2 \tan^2 \theta_W} \frac{m_{\tilde{\ell}}^4}{|\lambda_{[ij]k}|^2 m_\chi^5}. \quad (4)$$

With  $m_\chi = 2$  TeV, the lifetime as a function of the slepton mass and trilinear coupling is shown in Fig. 2. In the figure, we have used  $\lambda$  instead of  $\lambda_{[ij]k}$ . The typical values of  $\tau_\chi$  are chosen according to the necessity to fit the data of FPA. Clearly, in split SUSY, with the SUSY breaking scale of  $m_{\tilde{\ell}} = O(10^{13} - 10^{15})$  GeV and  $\lambda = O(10^{-4} - 10^{-1})$ ,  $\tau_\chi$  is much longer than the age of our universe with  $O(10^{17})$ s. Since the effects of bilinear terms are suppressed in our analysis, the induced neutrino masses from loop effects could be simply expressed by

$$m_{ij} \sim \frac{\lambda_{[jk]m} \lambda_{[im]k}^*}{(4\pi)^2} \frac{m_{\ell k} m_{\ell m}}{m_{\tilde{\ell}}^2} (\mu \tan \beta + A_{km}^*), \quad (5)$$

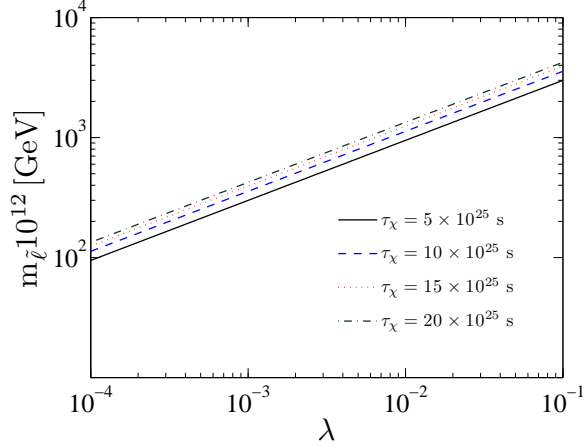


FIG. 2: Typical lifetime for PAMELA/ATIC anomalies as a function of the slepton mass and the unspecified parameter  $\lambda = \lambda_{[ij]k}$  in log scale.

where  $\mu$  denotes the two-Higgs mixing term in superpotential and  $A_{km}^*$  is from the trilinear  $A$  term. With  $\lambda \sim 0.1$ ,  $m_\ell \sim 100$  MeV and  $A \sim 10^{13}$  GeV, we see that the induced neutrino mass is of order of  $10^{-12}$  eV, which is much smaller than the current fitted neutrino data.

### III. SPECTRA AND FLUXES OF COSMIC RAYS

Since multi-indices are involved in  $\lambda_{[ij]k}$ , there are many possible channels to produce the high energy positrons and electrons. For short, we will focus on the decays  $\tilde{\chi}_1^0 \rightarrow e^\pm \nu_{iL} e^\mp$ , where the relevant R-parity violating coupling is  $\lambda_{[i1]1}$ .

In the following analysis, for simplicity we suppress the muon and tau contributions by assuming the related parameters to be small. For the studies on the effects of muons (see Figs. 3(b) and 3(d)) and tauons one can refer to Refs. [10, 32]. In addition, for each slepton flavor, we have two sparticles  $\tilde{\ell}_L$  and  $\tilde{\ell}_R$ , corresponding to the superpartners of left-handed and right-handed leptons, respectively, in weak states. To further simplify our analysis, we will only concentrate on the contributions of  $\tilde{\ell}_L$ . Expectably, the effects of  $\tilde{\ell}_R$  on the energy spectra of electron and positron should be very similar to those of  $\tilde{\ell}_L$ .

According to our setup on the conditions for split SUSY without R-parity, the corresponding Feynman diagrams are displayed in Figs. 3(a) and 3(c). Since Fig. 3(a) is mediated by the selectron, while Fig. 3(c) is exchanged by the sneutrino, we separately study the energy spectrum of electron induced by these diagrams. Moreover, to be more clear, we discuss

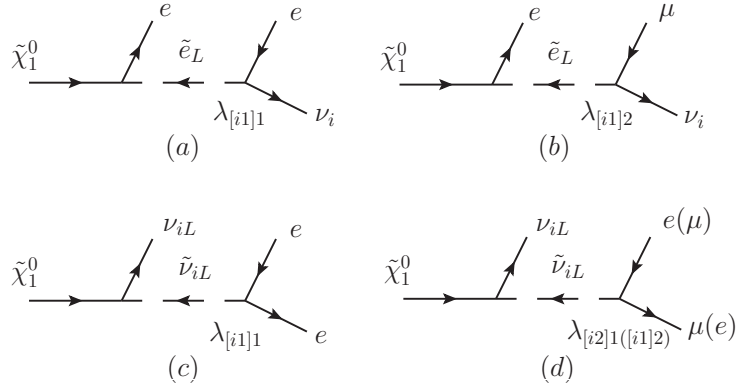


FIG. 3: Feynman diagrams for the neutralino decays in split SUSY.

the contributions in terms of the individual diagram in Fig. 3. Following the interactions in Eqs. (2) and (3), the decay amplitude for Fig. 3(a) can be written as

$$M_a = i \frac{g}{\sqrt{2}} c_L^e \tan \theta_W \frac{\lambda_{[i1]1}}{m_{\tilde{e}_L}^2} \bar{u}_e P_R \tilde{\chi}_1^0 \bar{\nu}_{iL} P_R v_e, \quad (6)$$

where  $u_e(v_e)$  denotes the Dirac spinor of electron (positron). We note that since the emitted lepton from the first vertex connected to the neutralino is electron or positron, Eq. (6) could be also applied to the case where an electron is emitted at the second vertex associated with the neutrino. By combining both possibilities and including the phase space for the three-body decay, the differential rate as a function of the electron energy is obtained to be

$$\begin{aligned} \frac{d\Gamma_a}{dE} &= \frac{C_\chi}{3} |\lambda_{[i1]1}|^2 E^2 (9m_\chi^2 - 16m_\chi E), \\ C_\chi &= \frac{|c_L^e \tan \theta_W|^2 G_F m_W^2}{2^5 \sqrt{2} \pi^3} \frac{1}{m_{\tilde{e}_L}^4}. \end{aligned} \quad (7)$$

The allowed range of  $E$  is known as  $0 \leq E \leq m_\chi/2$ . This energy spectrum should be also suitable for positron. Accordingly, the normalized spectrum is defined by

$$\frac{dN_a}{dE} = \frac{d\Gamma_a/dE}{\int_0^{E^{\max}} dE d\Gamma_a/dE} \quad (8)$$

with  $E^{\max} = m_\chi/2$ .

Similarly, we consider the effect of Fig. 3(c) mediated by sneutrinos. The differential decay rate for Fig. 3(c) can be written as

$$\frac{d\Gamma_c(E)}{dE} = C_\chi \left| \frac{c_L^\nu}{c_L^\ell} \frac{m_{\tilde{\ell}_L}^2}{m_{\tilde{\nu}_L}^2} \right|^2 |\lambda_{[i1]1}|^2 E^2 \left( m_\chi^2 - \frac{4}{3} m_\chi E \right). \quad (9)$$

Following the definition of Eq. (8), we can get the normalized energy spectrum for Fig. 3(c).

To study the measured cosmic-ray, we have to know the behavior of the number density of particles per unit energy, governed by the transport equation [26, 27]

$$\frac{\partial f}{\partial t} = \nabla \cdot (K(E, \vec{r}) \nabla f) + \frac{\partial}{\partial E} (b(E, \vec{r}) f) + Q_e(E, \vec{r}), \quad (10)$$

where  $f(E, \vec{r})$  denotes the number density of cosmic-ray per unit energy,  $K(E, \vec{r})$  is the diffusion coefficient,  $b(E, \vec{r})$  describes the rate of the energy loss by the inverse Compton scattering and synchrotron radiation etc., and  $Q(E, \vec{r})$  represents the source of cosmic-ray from the decay of dark matter, given by

$$Q(E, \vec{r}) = \frac{\rho_\chi(\vec{r})}{m_\chi \tau_\chi} \frac{dN}{dE}, \quad (11)$$

with  $\tau_\chi$  ( $m_\chi$ ) the lifetime (mass) of dark matter,  $dN/dE$  the energy spectrum of cosmic-ray and  $\rho_\chi(\vec{r})$  the density profile of dark matter. In our following analysis, we will adopt the so-called Navarro-Frenk-White (NFW) profile, given by [28]

$$\rho_\chi = \frac{\rho_0 r_c^3}{r (r_c + r)^2} \quad (12)$$

with  $\rho_0 = 0.26 \text{ GeV/cm}^3$  and  $r_c = 20 \text{ kpc}$ . By using the Green function method, the steady solution to Eq. (10) for electron and positron can be expressed by

$$f(E) = \frac{1}{m_\chi \tau_\chi} \int_0^{m_\chi/2} dE' G(E, E') \frac{dN}{dE'}. \quad (13)$$

Since the experiments measure the flux of cosmic-rays, the relation to the number density is given by  $\Phi^\chi = cf(E)/(4\pi)$  with  $c$  being the speed of light. For numerical estimations, we adopt the result parametrized by [27]

$$G(E, E') \simeq \frac{10^{16}}{E^2} \exp[a + b(E^{\delta-1} - E'^{\delta-1})] \theta(E' - E) \quad [\text{cm}^{-3}\text{s}]. \quad (14)$$

It has been studied that the values of  $a$ ,  $b$  and  $\delta$  are insensitive to the halo profile although they are slight different for various propagating models such as M2, MED and M1 [27]. The significant differences for the parameters only occur at the low energy region, which, however, is not an interesting region for the excesses of PAMELA, ATIC and Fermi-LAT. Hence, as an illustration, we take the result of the MED model with  $a = -1.0203$ ,  $b = -1.4493$  and  $\delta = 0.70$  in our calculations.



Besides the new source for the fluxes of electron and positron, we also need to understand the contributions of primary and secondary electrons and secondary positrons, in which the former comes from supernova remnants and the spallation of cosmic rays in the interstellar medium, respectively, while the latter could be generated by primary protons colliding with other nuclei in the interstellar medium. In our numerical calculations, we use the parametrizations, given by [32]

$$\begin{aligned}\Phi_{e^-}^{\text{bkg}} &= \left( \frac{82\epsilon^{-0.28}}{1 + 0.224\epsilon^{2.93}} \right) \text{GeV}^{-1}\text{m}^{-2}\text{s}^{-1}\text{sr}^{-1}, \\ \Phi_{e^+}^{\text{bkg}} &= \left( \frac{38.4\epsilon^{-4.78}}{1 + .0002\epsilon^{5.63}} + 24\epsilon^{-3.41} \right) \text{GeV}^{-1}\text{m}^{-2}\text{s}^{-1}\text{sr}^{-1}\end{aligned}\quad (15)$$

with  $\epsilon = E/1\text{GeV}$ . Accordingly, the total electron and positron fluxes are defined by

$$\begin{aligned}\Phi_{e^-} &= \kappa\Phi_{e^-}^{\text{bkg}} + \Phi_{e^-}^{\chi}, \\ \Phi_{e^+} &= \Phi_{e^+}^{\text{bkg}} + \Phi_{e^+}^{\chi}.\end{aligned}\quad (16)$$

Here, according to Refs. [30–32], we have regarded the normalization of the background electron flux to be undetermined and parametrized by the parameter of  $\kappa$ . The value of  $\kappa$  is chosen to fit the data. Before introducing the source of the primary positron,  $\kappa$  is set to be 0.8. For a comparison, we show the background with  $\kappa = 0.8$  and current data as a function

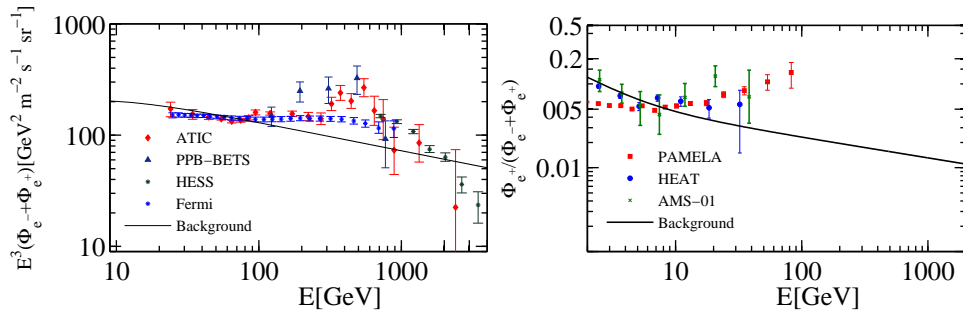


FIG. 4: Various current data for fluxes of positron and electron as a function of the cosmic-ray energy. The background is based on Eqs. (15) and (16) with  $\kappa = 0.8$ .

of the cosmic-ray energy in Fig. 4.

#### IV. NUMERICAL ANALYSIS

Now we start to numerically analyze the influence of long-lived neutralino decays on the electron and positron fluxes in split SUSY. To fit the PAMELA and ATIC (Fermi) data, we

take

$$\tau_\chi = 2 \times 10^{26} \text{ (} 4 \times 10^{26} \text{) s}, \quad m_\chi = 2 \text{ TeV}, \quad \kappa = 0.8. \quad (17)$$

Since Fermi and ATIC both show the electron+positron flux, we will make detailed discussions in the light of the ATIC's measurement and extend the analysis to include Fermi accordingly. Based on our earlier discussions, we also present our numerical results by diagrams shown in Fig. 3. Hence, in terms of Eqs. (8), (15) and (16), the contributions of Fig. 3(a) are displayed in Fig. 5(a), where the left-hand side is for the electron + positron flux while the right-hand side is the ratio of the positron flux to electron+positron flux. The thin line stands for the background with  $\kappa = 0.8$  before including the split SUSY effects. The thick solid (dashed) line denotes the result with (without) the background. Since the PAMELA data show the ratio of fluxes, it should be a constant line with unity if we turn off the contributions of the background. Thus, for PAMELA, we only show the results associated with the background. From our results, it is clear that the energy spectrum of Fig. 3(a) shown in Eq. (8) matches the PAMELA and ATIC data up to 1 TeV well. It is worthy of mentioning that since we only consider one channel of Fig. 3(a) with the normalization of Eq. (8), the energy spectra of cosmic rays have no dependences on the slepton mass and the couplings given in Eqs. (2) and (3). The same situation appear in the analysis on the other individual diagram. However, the parameters will be involved if one will consider different diagrams together.

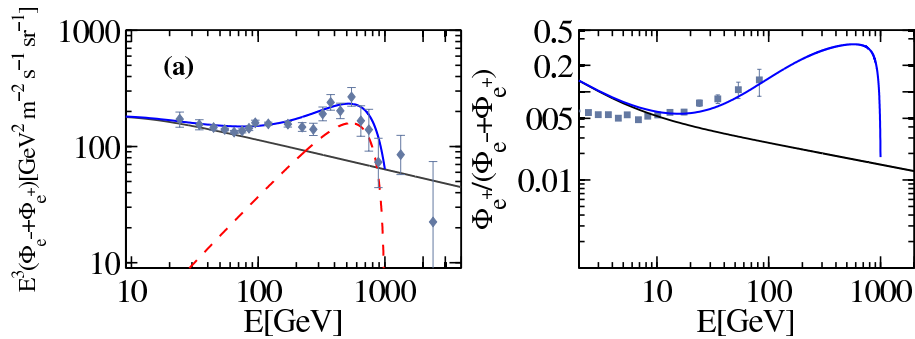


FIG. 5: The effect of Fig. 3(a) on the ATIC and PAMELA anomalies, where the thin solid line is the background with  $\kappa = 0.8$ , the thick solid (dashed) line for ATIC denotes the effect with (without) the background.

Next, we study the sneutrino-mediated effect shown in Fig. 3(c). Since electron or

positron can not be emitted from the vertex of the decaying neutralino in this case, the electron-positron pair is only produced via the R-parity violating interactions. Therefore, the resultant cosmic-ray fluxes may differ from the processes mediated by the selectron. With Eq. (9) and the normalization defined in Eq. (8), we show the electron+positron flux and the ratio of the positron flux in Fig. 6(c), where the solid (dashed) line is associated with (without) the background. Clearly, the result of the mechanism not only roughly fits the ATIC's data but also explains the PAMELA's measurement well. By the analysis, we see that the energy spectra governed by  $E^2(9m_\chi^2 - 16m_\xi E)$  of Eq. (7) and  $E^2(m_\chi^2 - 4/3m_\chi E)$  of Eq. (9) have similar results.

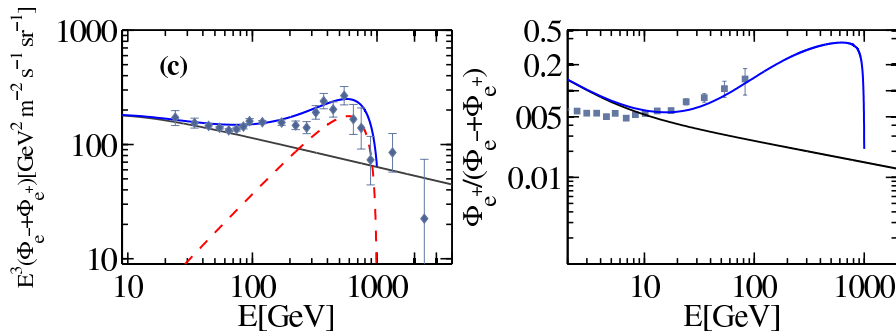


FIG. 6: Results explain the ATIC and PAMELA anomalies by Fig. 3(c), where the solid (dashed) line for ATIC denotes the effect with (without) the background.

Importantly, from considering only the diagrams in Figs. 3(a) and (c) the Fermi and PAMELA anomalies can not be understood simultaneously. It would be useful to check if inclusion of the effects of the diagrams in Figs. 3(b) and (d) will improve this situation.

## V. CONCLUSION

In summary, we have investigated the Fermi, PAMELA and ATIC anomalies in the framework of split SUSY without R-parity based on the neutralino decays. We have found that with  $\tau_\chi = 2 \times 10^{26}$  s, slepton-mediated effects could explain the ATIC and PAMELA data well, but a simultaneous explanation of the Fermi and PAMELA data without considering the ATIC is more involved.

## Acknowledgements

We would like to thank Prof. Shih-Chang Lee, Prof. Tsz-King Wong and Prof. Anatoly V. Borisov for useful discussions. This work is supported in part by the National Science Council of R.O.C. under Grant Nos: NSC-97-2112-M-006-001-MY3 and NSC-95-2112-M-007-059-MY3. We would like to thank Dr. Tanmoy Mondal for pointing out a crucial error in the calculation of the cascade processes in Figs. 3(b) and 3(d) with subsequent muon decays in the first version of this paper.

- 
- [1] O. Adriani *et al.* [PAMELA Collaboration], *Nature* **458**, 607 (2009). [arXiv:0810.4995 [astro-ph]].
  - [2] J. Chang *et al.* [ATIC Collaboration], *Nature* **456**, 362 (2008).
  - [3] S. Torii *et al.* [PPB-BETS Collaboration], arXiv:0809.0760 [astro-ph].
  - [4] S. W. Barwick *et al.* [HEAT Collaboration], *Astrophys. J.* **482**, L191 (1997).
  - [5] M. Aguilar *et al.* [AMS-01 Collaboration], *Phys. Lett. B* **646**, 145 (2007).
  - [6] F. Aharonian *et al.* [H.E.S.S. Collaboration], *Phys. Rev. Lett.* **101**, 261104 (2008) [arXiv:0811.3894 [astro-ph]]; arXiv:0905.0105 [astro-ph.HE].
  - [7] D. Hooper, P. Blasi and P. D. Serpico, *JCAP* **0901**, 025 (2009) [arXiv:0810.1527]; H. Yuksel, M. D. Kistler and T. Stanev, arXiv:0810.2784 [astro-ph]; S. Profumo, arXiv:0812.4457 [astro-ph]. D. Malyshev, I. Cholis and J. Gelfand, arXiv:0903.1310 [astro-ph]; V. Barger *et al.*, arXiv:0904.2001 [hep-ph].
  - [8] L. Bergstrom, T. Bringmann and J. Edsjo, *Phys. Rev. D* **77**, 103520 (2008); M. Cirelli *et al.*, arXiv:0808.3867 [astro-ph]; 0809.2409 [hep-ph]; V. Barger *et al.*, *Phys. Lett. B* **672**, 141 (2009); J. Liu, P. F. Yin and S. h. Zhu, arXiv:0812.0964 [astro-ph]; D. Hooper, A. Stebbins and K. M. Zurek, arXiv:0812.3202 [hep-ph]; S. C. Park and J. Shu, arXiv:0901.0720; X. J. Bi, P. H. Gu, T. Li and X. Zhang, *JHEP* **0904**, 103 (2009); D. Hooper and K. M. Zurek, arXiv:0902.0593 [hep-ph]; K. Cheung, P. Y. Tseng and T. C. Yuan, arXiv:0902.4035 [hep-ph]; C. R. Chen *et al.*, arXiv:0903.1971; D. S. M. Alves *et al.*, arXiv:0903.3945 [hep-ph]; A. A. E. Zant, S. Khalil and H. Okada, arXiv:0903.5083 [hep-ph]; J. McDonald, arXiv:0904.0969 [hep-ph]; M. Kuhlen and D. Malyshev, arXiv:0904.3378 [hep-ph]; F. Y. Cyr-

- Racine, S. Profumo and K. Sigurdson, arXiv:0904.3933 [astro-ph.CO].
- [9] C. R. Chen, F. Takahashi and T. T. Yanagida, Phys. Lett. **B671**, 71 (2009); Phys. Lett. **B673**, 255 (2009); C. R. Chen and F. Takahashi, JCAP **0902**, 004 (2009); P. F. Yin *et al.*, Phys. Rev. D **79**, 023512 (2009); K. Hamaguchi, E. Nakamura, S. Shirai, T. T. Yanagida, arXiv:0811.0737 [hep-ph]; C. R. Chen, M. M. Nojiri, F. Takahashi and T. T. Yanagida, arXiv:0811.3357 [astro-ph]; E. Nardi, F. Sannino and A. Strumia, JCAP **0901**, 043 (2009) [arXiv:0811.4153 [hep-ph]]; A. Arvanitaki *et al.*, arXiv:0812.2075 [hep-ph]; K. Hamaguchi, S. Shirai and T. Yanagida, Phys. Lett. **B673**, 247 (2009) [arXiv:0812.2374 [hep-ph]]; K. Hamaguchi, F. Takahashi and T. T. Yanagida, arXiv:0901.2168 [hep-ph]; S. L. Chen, R. N. Mohapatra, S. Nussinov and Y. Zhang, arXiv:0903.2562 [hep-ph]; A. Arvanitaki, S. Dimopoulos, S. Dubovsky, P. W. Graham, R. Harnik and S. Rajendran, arXiv:0904.2789 [hep-ph].
  - [10] A. Ibarra and D. Tran, JCAP **0902**, 021 (2009) [arXiv:0811.1555 [hep-ph]]; K. Ishiwata, S. Matsumoto and T. Moroi, Phys. Lett. B **675**, 446 (2009) [arXiv:0811.0250 [hep-ph]]; K. Ishiwata, S. Matsumoto and T. Moroi, JHEP **0905**, 110 (2009) [arXiv:0903.0242 [hep-ph]]; K. Ishiwata, S. Matsumoto and T. Moroi, arXiv:0903.3125 [hep-ph].
  - [11] C. H. Chen, C. Q. Geng and D. Zhuridov, Phys. Lett. **B675**, 77 (2009) [arXiv:0901.2681 [hep-ph]].
  - [12] A. A. Abdo *et al.* [Fermi LAT Collaboration], Phys. Rev. Lett. **102**, 181101 (2009) [arXiv:0905.0025 [astro-ph.HE]].
  - [13] L. Bergstrom, J. Edsjo and G. Zaharijas, arXiv:0905.0333 [astro-ph.HE]; S. Shirai, F. Takahashi and T. T. Yanagida, arXiv:0905.0388 [hep-ph].
  - [14] J. Hisano, S. Matsumoto and M. M. Nojiri, Phys. Rev. Lett. **92**, 031303 (2004) [arXiv:hep-ph/0307216]; N. Arkani-Hamed, D. P. Finkbeiner, T. R. Slatyer and N. Weiner, Phys. Rev. D **79**, 015014 (2009) [arXiv:0810.0713 [hep-ph]].
  - [15] M. Pospelov and A. Ritz, Phys. Rev. D **78**, 055003 (2008) [arXiv:0803.2251 [hep-ph]]; D. Feldman, Z. Liu and P. Nath, Phys. Rev. D **79**, 063509 (2009) [arXiv:0810.5762v3 [hep-ph]]; J. D. March-Russell and S. M. West, arXiv:0812.0559 [astro-ph]; W. L. Guo and Y. L. Wu, arXiv:0901.1450 [hep-ph]; X. J. Bi, X. G. He and Q. Yuan, arXiv:0903.0122 [hep-ph].
  - [16] S. Dimopoulos and H. Georgi, Nucl. Phys. B **193**, 150 (1981).
  - [17] S. Dimopoulos, S. Raby and F. Wilczek, Phys. Rev. D **24**, 1681 (1981).
  - [18] H. Goldberg, Phys. Rev. Lett. **50**, 1419 (1983).

- [19] N. Arkani-Hamed and S. Dimopoulos, JHEP **0506**, 073 (2005) [arXiv:hep-th/0405159].
- [20] N. Arkani-Hamed, S. Dimopoulos, G.F. Giudice and A. Romanino, Nucl. Phys. B**709**,3 (2005).
- [21] G.F. Giudice and A. Romanino, Nucl. Phys. B**699**, 65 (2004).
- [22] S. K. Gupta, P. Konar and B. Mukhopadhyaya, Phys. Lett. B**606**, 384 (2005) [arXiv:hep-ph/0408296].
- [23] H. E. Haber and G. L. Kane, Phys. Rept. **117**, 75 (1985).
- [24] A. Pierce, Phys. Rev. D **70**, 075006 (2004) [arXiv:hep-ph/0406144].
- [25] C. Amsler *et al.* [Particle Data Group], Phys. Lett. B**667**, 1 (2008).
- [26] See for example: V. S. Berezinskii *et al.*, *Astrophysics of Cosmic Rays*, Amsterdam: North-Holland (1990).
- [27] A. Ibarra and D. Tran, JCAP JCAP **0807**, 002 (2008) [arXiv:0804.4596 [hep-ph]].
- [28] J. F. Navarro, C. S. Frenk and S. D. M. White, Astrophys. J. **462**, 563 (1996).
- [29] E. A. Baltz and J. Edsjo, Phys. Rev. D**59**, 023511 (1999) [arXiv:astro-ph/9808243].
- [30] I. Moskalenko and A. Strong, Astrophys. J.**493**, 694 (1998) [arXiv:astro-ph/9710124].
- [31] E. A. Baltz *et al.*, Phys. Rev. D**65**, 063511 (2002) [arXiv:astro-ph/0109318].
- [32] A. Ibarra, D. Tran and C. Weniger, arXiv:0906.1571 [hep-ph].