

Energy Loss and Medium Response via Two Particle Correlations in Heavy Ion Collisions

Michael P. McCumber for the PHENIX Collaboration

Department of Physics and Astronomy
SUNY Stony Brook
Stony Brook, NY, USA

Abstract. In these proceedings, pair correlations between high p_T final-state particles in central and mid-central Au+Au are presented as a function of trigger-angle with respect to the reaction plane. Jet tomography results like these add another dimension of experimental discrimination to energy loss calculations and initial state geometric descriptions. The observed increasing away-side suppression with respect to the nuclear overlap demonstrate that back-to-back production at high p_T in mid-central collisions is not dominated by unmodified production produced tangentially to the nuclear overlap. Furthermore, these results present a challenge to theories that predict only a weak variation due to angle with respect to the reaction plane.

Keywords: energy loss, initial state, medium response, correlations, jets
PACS: 25.75.Bh, 25.75.Gz

1. Introduction

Away-side high p_T pair correlations in heavy ion collisions made above the medium response at intermediate p_T can be used to study the nature of parton energy loss and system geometry. Varying the jets with reaction plane angle changes the path length through a medium in a fixed system, something that cannot be done via centrality selection. The dependence of the away-side yields on reaction plane angle will differ if the dominate source of surviving pairs results by partons crossing the nuclear-overlap versus models where complete energy loss in a large core region limits the away-side production to back-to-back partons tangential to the nuclear overlap.

This analysis uses pairs made between triggers of neutral pions between 4-7 GeV/c and charged hadrons between 3-4 and 4-5 GeV/c to construct per-trigger

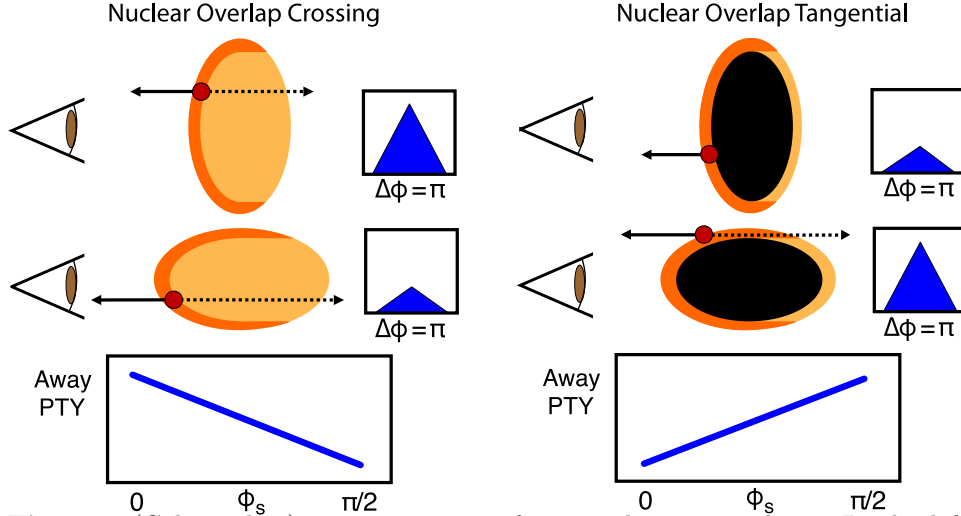


Fig. 1. (Color online) Two categories of away-side jet quenching. In the left column, partons cross the nuclear overlap by partial energy loss. In the right column, only partons tangential to the nuclear overlap contribute pairs in the away-side by total energy loss. Both cases have a similar set of triggers.

yield (PTY) for near- and away-side jets.

These pairs between final-state particles above intermediate p_T have previously been shown to be dominated by jet fragmentation [1]. A study of away-side ($\Delta\phi \approx 180^\circ$) suppression by azimuthal angle with respect to the reaction plane (ϕ_s) can be used to probe of energy loss characteristics and overlap geometry. Pairs made below $\sim 4 GeV/c$ show new structures and may be related to medium response to the passage of fast partons or other new physics. Intermediate p_T effects have been discussed in detail previously [1][2].

Despite being above known intermediate p_T medium-response effects ($p_T \lesssim 4 GeV/c$), these data remain within transverse momenta that may contain recombination effects ($p_T \lesssim 6 GeV/c$) [3].

Two kinds of production may contribute to the surviving back-to-back jet pairs. The first kind, nuclear overlap crossing production (see left column of Fig 1), may occur if away-side partons lose only some fraction of their energy during transit or if only a fraction of away-side partons are completely unsuppressed. The reaction plane dependence does not directly differentiate how the away-side partons transits the nuclear overlap. Production of the second kind is tangential to the nuclear overlap (see right column of Fig 1) and occurs at some level in all cases. This production may dominate if energy loss of all partons entering more deeply into the nuclear overlap is complete and only unmodified tangential pairs survive.

However, it is worth noting that models exhibiting only a small core region of complete energy loss may be insufficient to limit the surviving partons to be

tangential to the nuclear overlap. Surviving partons in this description may be tangential to the surface of the small core, but not the nuclear overlap.

Crossing production is increasingly suppressed as the path-length through the nuclear overlap is increased. Tangential production, which produces pairs as function of the integrated corona density, will have the opposite dependence with ϕ_s . Furthermore, since more triggers are produced in-plane than out-of-plane, PTYs in this case show suppression that decreases as a function of reaction plane angle simply because the fraction of triggers without an away-side partner has decreased.

Two sets of theoretical predictions for away-side suppression were available for mid-central Au+Au collisions. Thorsten Renk has made away-side suppression calculations for nuclear overlap crossing production [4]. The closest of which is for 12-20 GeV/c triggers paired with 4-6 GeV/c partners and impact parameter 7.5 fm. These values show a weak dependence on reaction plane angle. Vlad Pantuev has also made a prediction for away-side suppression [5]. In this model [6], a black-core formation time drives the transition between dominance by crossing production in mid-central collisions and tangential production in the most central collisions. In the systems with shorter overall path-length, the crossing time becomes comparable with the formation time and in-plane crossing production dominates. In more central collisions (< 20%), the crossing time becomes long for all directions through the nuclear overlap, tangential production dominates, and the trend reverses.

2. Method

Measured pairs are assumed to correlate trivially (two particles within the same event see the same reaction plane) or correlate via the same hard-scattering process. This two-source model assumption is expressed as [7]:

$$C(\Delta\phi) = J(\Delta\phi) + b_0 \left(1 + \frac{\beta}{\alpha} \cos(2\Delta\phi) + \frac{\gamma}{\alpha} \cos(4\Delta\phi) \right) \quad (1)$$

where the modulation variables from [8] are:

$$\begin{aligned} \alpha &= 1 + 2v_2^A \cos(2\phi_s) \frac{\sin(2c)}{2c} \Delta + 2v_2^A \cos(4\phi_s) \Delta_4 \\ \beta &= 2v_2^A v_2^B + 2v_2^B (1 + v_4^A) \cos(2\phi_s) \frac{\sin(2c)}{2c} \Delta \\ &\quad + 2v_2^A v_2^B \cos(4\phi_s) \frac{\sin(4c)}{4c} \Delta_4 + 2v_2^B v_4^A \cos(6\phi_s) \frac{\sin(6c)}{6c} \Delta_6 \\ \gamma &= 2v_4^A v_4^B + 2v_4^B (1 + v_2^A) \cos(4\phi_s) \frac{\sin(4c)}{4c} \Delta_4 \\ &\quad + 2v_2^A v_4^B \left(\cos(2\phi_s) \frac{\sin(2c)}{2c} \Delta + \cos(6\phi_s) \frac{\sin(6c)}{6c} \Delta_6 \right) \\ &\quad + 2v_4^A v_4^B \cos(8\phi_s) \frac{\sin(8c)}{8c} \Delta_8. \end{aligned} \quad (2)$$

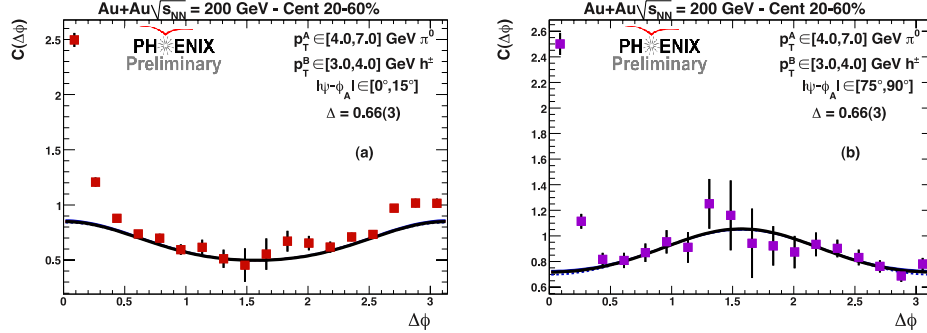


Fig. 2. (Color online) Correlation functions depicting the two-source ZYAM decomposition with 3-4 GeV/c partners at mid-centrality for the most in-plane (a) and most out-of-plane (b) selections.

These account for the reaction plane trigger binning and resolution effects on the underlying event shape. Taking $c = \pi/2$, $\phi_s = \pi/4$, and truncating higher-order terms, this form reduces to the $v_2^A v_2^B$ modulation used in previous reaction plane summed results such as those in [1]. Given sufficient detector resolution and narrowness of binning, the elliptic term to the underlying event modulation will flip sign between in-plane and out-of-plane bins as shown in Fig 2. Examples of the resulting subtracted jet distributions are shown in Fig 3.

Elliptic (v_2) and hexadecapole (v_4) terms are measured for both trigger and partner particles via Fourier decomposition of the singles distributions with respect to the reaction plane. The systematic uncertainties on the underlying event modulation are of two kinds: those that correlate with ϕ_s and those that anti-correlate with ϕ_s . Uncertainties of both kinds are propagated and found to be negligible for these transverse momenta.

The underlying event normalization (b_0) has been determined via the Zero Yield at Minimum (ZYAM) assumption. In the procedure, the correlations are fit to a functional form containing a near-side Gaussian, an away-side Gaussian, and a flow term as described above. The well-separated near-side and away-side jet production gives a broad region over which the underlying event contribution dominates. Normalization uncertainty from the ZYAM procedure is estimated via a Monte Carlo using the measured statistical precision as input. The extracted uncertainty is small, but fully correlated along $\Delta\phi$. These values are depicted as dashed bands about 0 on the subtracted jet functions shown in Fig 3.

Near- and away-side PTYs are found by integrating across $\Delta\phi$ windows that approximate 2σ jet-widths as measured from the reaction plane summed distribution. The integration windows are $\Delta\phi \in [7/9\pi, \pi]$ and $\Delta\phi \in [15/18\pi, \pi]$ for 3-4 GeV/c and 4-5 GeV/c partners, respectively. This choice is made to reduce the effect of decreased precision near $\Delta\phi = 90^\circ$ and the influence of the $\Delta\phi$ -correlated ZYAM

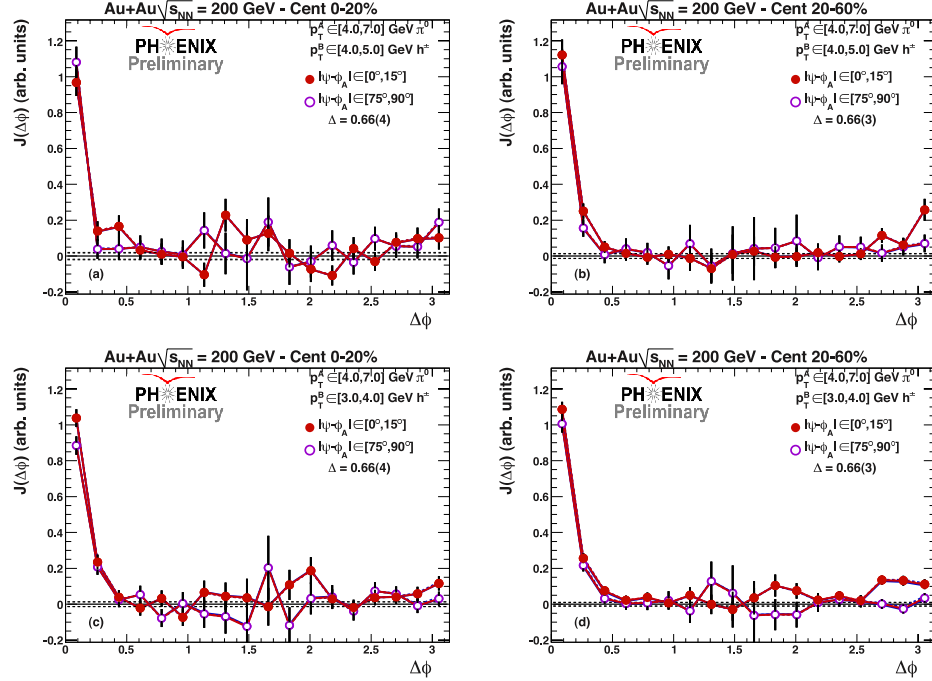


Fig. 3. (Color online) Jet contributions in azimuthal angle are overlain for the most in-plane (solid symbols) and most out-of-plane (open symbols) selections. Partner momenta, 4-5 GeV/c and 3-4 GeV/c, are shown in (a) & (b) and (c) & (d), respectively. Collision centralities 0-20% and 20-60% are shown in (a) & (c) and (b) & (d), respectively.

uncertainty. These windows introduce little bias as only small amounts of jet yield remain outside the selections.

Near- and away-side integrated PTY ϕ_s are shown in Fig 4. These distributions have been corrected for the smearing caused by the reaction plane resolution as was done in [9]. In general the corrections are small and trends appear in the raw data as can be seen already in Fig 3. The uncertainty from the resolution correction is shown as an additional systematic band and is fully anti-correlated along ϕ_s .

3. Results

Subtracted jet functions for the most in-plane and the most out-of-plane 15° ϕ_s bins are shown in Fig 3. The jet functions for each partner momenta share a common arbitrary vertical scale. The near-side PTYs for both partner momenta in the most central and mid-central collisions are consistent within $\pm 1\sigma$ to a flat ϕ_s dependence.

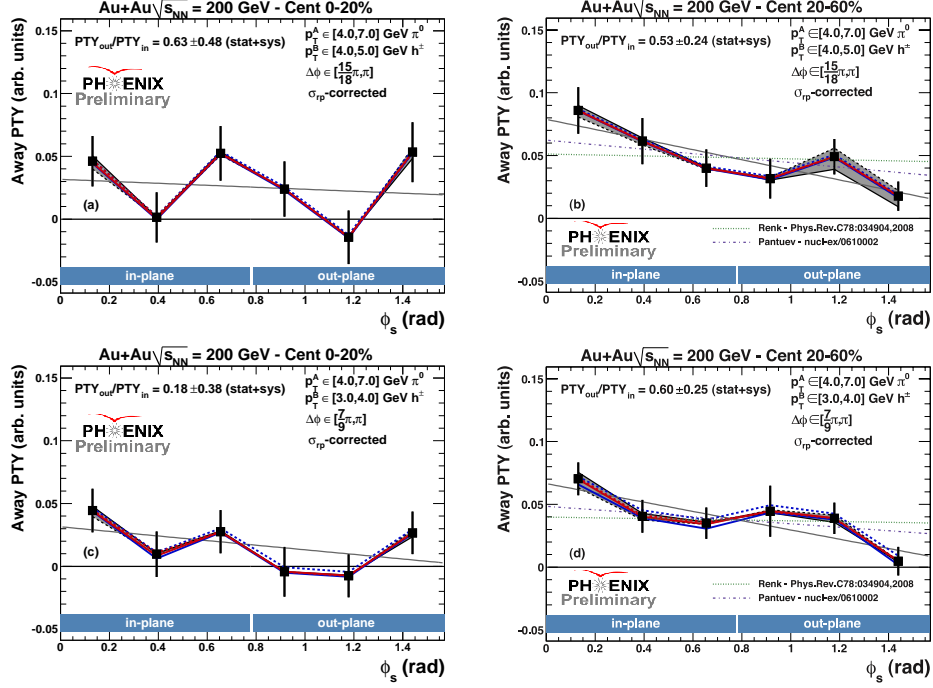


Fig. 4. (Color online) Integrated away-side jet contributions along angle with respect to the reaction plane. Partner momenta, 4-5 GeV/c and 3-4 GeV/c, are shown in (a) & (b) and (c) & (d), respectively. Collision centralities 0-20% and 20-60% are shown in (a) & (c) and (b) & (d), respectively.

The mid-central away-side PTYs, shown in Fig 4, exhibit a steeply falling trend with reaction plane angle. More central away-side PTYs lack statistical sensitivity to differentiate between rising and falling trends.

Composite χ^2 distribution for linear fits to both partner momenta under the assumption of identical percentage variation in the away-side PTYs along ϕ_s for both partner momenta is shown in Fig 5. Percentage variations are reported as the ratio of PTY at the extrema of most in-plane and most out-of-plane. A χ^2/dof of 0.8 for 9 degrees of freedom is found for the best fit to the data. The gray lines show the agreement of fits made against the $\pm 1\sigma$ reaction plane resolution corrections. These uncertainties do not correlate with momentum selection. The data rule out rising variations (values above 1) to more than 4σ . The data also prefer more strongly falling variations and do not rule out complete suppression for $\phi_s = 90^\circ$. Renk's prediction, made for higher p_T than these measurements, is incompatible with these data at lower momenta [4]. The prediction from Pantuev is a closer match but still shows a weaker dependence than these data [5].

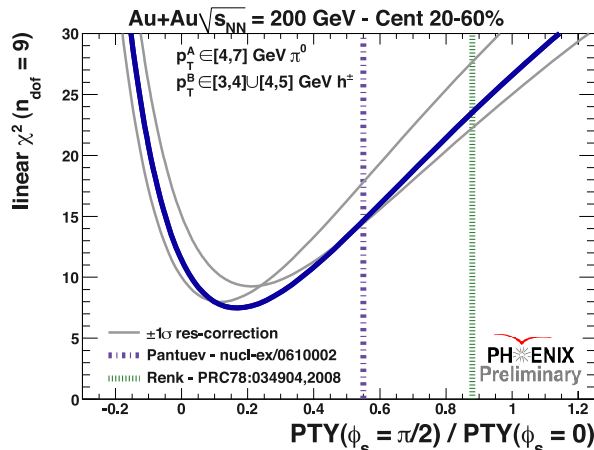


Fig. 5. (Color online) χ^2 distribution of away-side suppression with respect to the reaction plane reported as the ratio of the PTYs at the extrema of most in-plane and most out-of-plane. Fits to $\pm 1\sigma$ resolution correction uncertainty are also reported. Increasing suppression trends with angle relative to the reaction plane lie between 0-1. Falling suppression trends with respect to the reaction plane lie above 1.

4. Conclusions

We have shown that away-side suppression increases with increasing angle with respect to the reaction plane in mid-central Au+Au 200 GeV collisions. This dependence shows that the surviving back-to-back pairs in mid-central collisions originate predominantly from partons that have crossed some portion of the nuclear overlap and not from unmodified partons emitted tangentially to the overlap surface. The current central measurements do not constrain which category of production dominates in central events. As spectral slopes of back-to-back high p_T PTYs are known not to change in mid-central collisions from p+p values [1], the data increasingly support a picture where a fraction of partons in mid-central collisions are crossing the nuclear overlap with very little energy loss. Lumpiness in the event-to-event sampling of the initial state distribution of soft production may play a role in back-to-back jet survival through the nuclear overlap.

The steep dependence measured presents a challenge for theories that predict only a weak dependence of away-side suppression with respect to the reaction plane. Many theories that otherwise describe the overall level of nuclear suppression of both singles and pairs in heavy ion collisions may be able to describe this data by implementing initial state distributions for soft production that contain additional anisotropy. Thus these data may play an important role in further constraining the geometry of the initial state in heavy ion collisions. The geometric distribution of soft production is a topic of considerable interest as it is an important input for the

determination of medium viscosity from flow measurement descriptions.

References

1. A. Adare, et al., *Phys. Rev. C* **78**:014901 (2008).
2. M. McCumber, et al., *J. Phys. G: Nucl. Part. Phys.* **35** (2008) 104081.
3. R. Fries, et al., *Phys. Rev. Lett.* **90**:202303 (2003).
4. T. Renk, *Phys. Rev. C* **78**:034904 (2008).
5. V. Pantuev, *nucl-ex/0610002* (2006).
6. V. Pantuev, *JETP Lett.* **85**, 104 (2006).
7. S. Adler, et al., *Phys. Rev. Lett.* **97**:052301 (2006).
8. J. Bielcikova, et al., *Phys. Rev. C* **69**:021901 (2004).
9. A. Adare, et al., *arXiv:0903.4886*.