

Hard and Soft Physics at RHIC with implications for LHC

Michael J. Tannenbaum^{*†}

Physics Dept., 510c, Brookhaven National Laboratory, Upton, NY 11973-5000, USA

E-mail: mjt@bnl.gov

Measurements of π^0 , identified charged hadrons, direct-single- γ , direct single- e^\pm and jets are expected to be important probes of the Quark Gluon Plasma (QGP) at LHC as they are at RHIC. Recent results from RHIC will be presented, with implications, possibly grave, for LHC. Issues of soft-physics, such as E_T distributions, will be discussed with questions as to: whether the soft multiplicity or sum-transverse energy (E_T), may be the only quantity at LHC to exhibit number of collision scaling? or whether the anisotropic flow (v_2) will exceed the hydrodynamic limit?

*4th international workshop High-pT physics at LHC 09
February 4-7, 2009
Prague, Czech Republic*

^{*}Speaker.

[†]Supported by the U.S. Department of Energy, Contract No. DE-AC02-98CH1-886.

1. Large Transverse Momentum π^0 production—from ISR to RHIC

PHENIX has presented measurements of π^0 production at mid-rapidity in p-p collisions at two values of c.m. energy $\sqrt{s}=200$ GeV and 62.4 GeV (Fig. 1). Some of my younger colleagues are amazed at the excellent agreement of Next to Leading Order (NLO) and Next to Leading Log (NLL) perturbative Quantum Chromodynamics (pQCD) calculations [1, 2] with the measurements. However, this comes as no surprise to me because hard scattering in p-p collisions was discovered

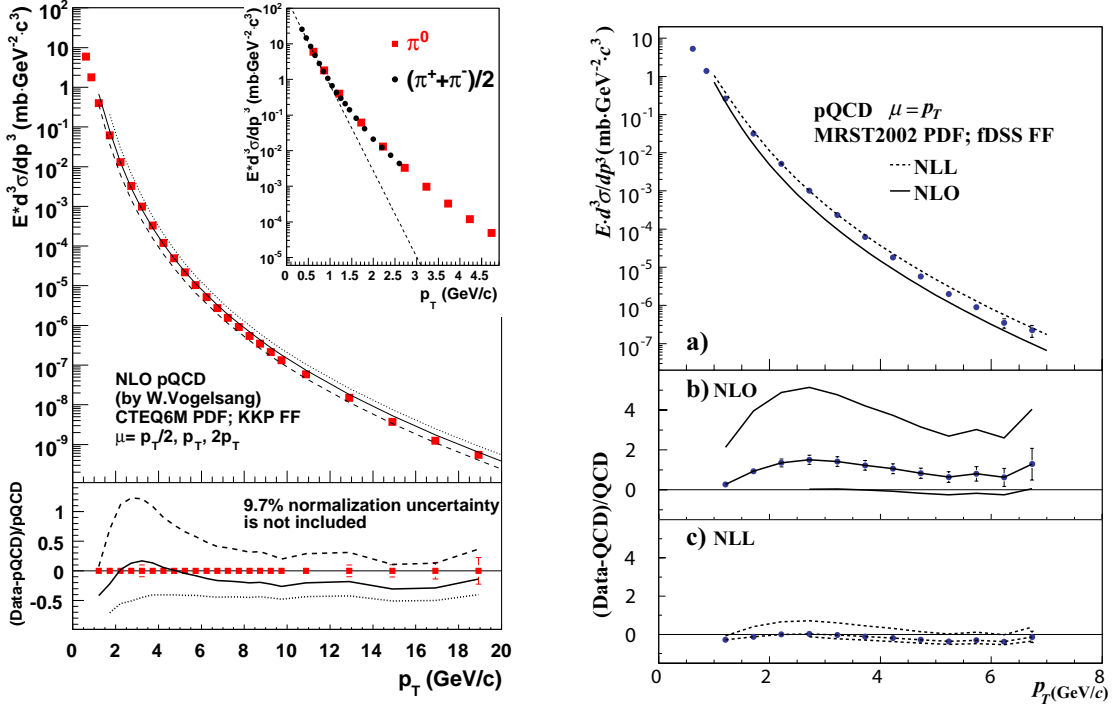


Figure 1: (left) PHENIX measurement of invariant cross section, $E d^3 \sigma / d^3 p$, as a function of transverse momentum p_T for π^0 production at mid-rapidity in p-p collisions at c.m. energy $\sqrt{s} = 200$ GeV [1]. (right) PHENIX measurement of π^0 in p-p collisions at $\sqrt{s} = 62.4$ GeV [2].

at the CERN ISR by the observation of a very large flux of high transverse momentum π^0 with a power-law tail which varied systematically with the c.m. energy of the collision. This observation in 1972 proved that the partons of deeply inelastic scattering were strongly interacting. Further ISR measurements utilizing inclusive single or pairs of hadrons established that high transverse momentum particles are produced from states with two roughly back-to-back jets which are the result of scattering of point-like constituents of the protons as described by QCD, which was developed during the course of these measurements.

1.1 ISR Data, Notably CCR 1972-73

The Cern Columbia Rockefeller (CCR) Collaboration [3] (and also the Saclay Strasbourg [4] and British Scandinavian [5] collaborations) measured high p_T pion production at the CERN-ISR (Fig. 2). The e^{-6p_T} breaks to a power law at high p_T with characteristic \sqrt{s} dependence.¹

¹The clear break of the exponential to a power law at $\sqrt{s} = 200$ GeV is shown in the inset of Fig. 1-(left).

The large rate indicates that *partons interact strongly* ($\gg EM$) with each other, **but**, to quote the authors [3]: “Indeed, the possibility of a break in the steep exponential slope observed at low p_T was anticipated by Berman, Bjorken and Kogut [6]. However, the electromagnetic form they predict, $p_T^{-4}F(p_T/\sqrt{s})$, is not observed in our experiment. On the other hand, a constituent exchange model proposed by Blankenbacler, Brodsky and Gunion [7], and extended by others, does give an excellent account of the data.” The data fit $p_T^{-n}F(p_T/\sqrt{s})$, with $n \simeq 8$.

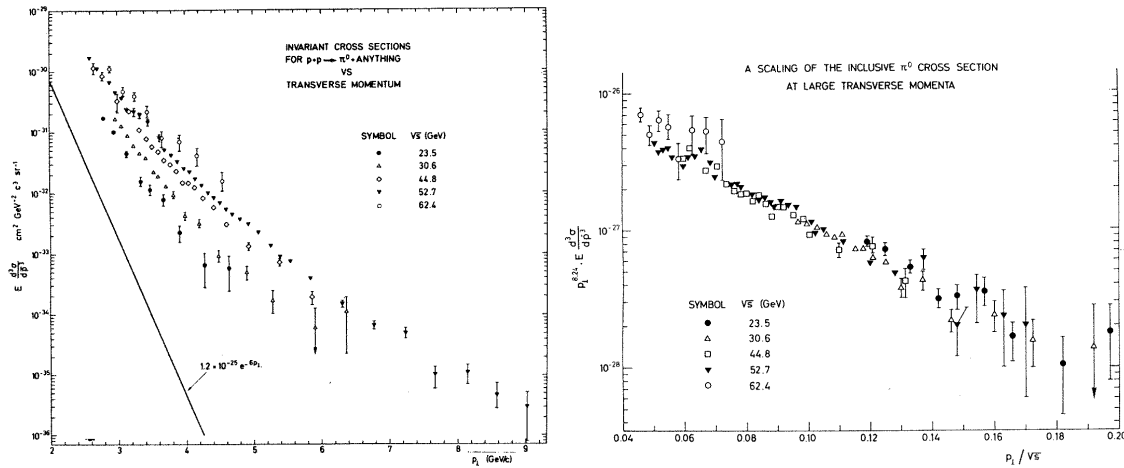


Figure 2: (left) CCR [3] transverse momentum dependence of the invariant cross section at five center of mass energies. (right) The above data multiplied by p_T^n , using the best fit value of $n = 8.24 \pm 0.05$, with $F = Ae^{-bx_T}$, plotted vs p_T/\sqrt{s} ($= x_T/2$).

1.2 Constituent Interchange Model (CIM) 1972

Inspired by the *dramatic features* of pion inclusive reactions revealed by “the recent measurements at CERN ISR of single-particle inclusive scattering at 90° and large transverse momentum”, Blankenbecler, Brodsky and Gunion [7] proposed a new general scaling form:

$$E \frac{d^3\sigma}{dp^3} = \frac{1}{p_T^n} F\left(\frac{p_T}{\sqrt{s}}\right) \quad (1.1)$$

where n gives the form of the force-law between constituents. For QED or Vector Gluon exchange, $n = 4$, but perhaps more importantly, BBG predict $n=8$ for the case of quark-meson scattering by the exchange of a quark (CIM) as apparently observed.

1.3 First prediction using ‘QCD’ 1975—WRONG!

R. F. Cahalan, K. A. Geer, J. Kogut and Leonard Susskind [8] generalized, in their own words: “The naive, pointlike parton model of Berman, Bjorken and Kogut to scale-invariant and asymptotically free field theories. The asymptotically free field generalization is studied in detail. Although such theories contain vector fields, **single vector-gluon exchange contributes insignificantly to wide-angle hadronic collisions**. This follows from (1) the smallness of the invariant charge at small distances and (2) the *breakdown of naive scaling* in these theories. These effects should

explain the apparent absence of vector exchange in inclusive and exclusive hadronic collisions at large momentum transfers observed at Fermilab and at the CERN ISR.”²

Nobody’s perfect, they get *one* thing right! They introduce the “effective index” $n_{\text{eff}}(x_T, \sqrt{s})$ to account for ‘scale breaking’:

$$E \frac{d^3\sigma}{dp^3} = \frac{1}{p_T^{n_{\text{eff}}(x_T, \sqrt{s})}} F(x_T) = \frac{1}{\sqrt{s}^{n_{\text{eff}}(x_T, \sqrt{s})}} G(x_T) \quad , \quad (1.2)$$

where $x_T = 2p_T/\sqrt{s}$.

1.4 CCOR 1978—Higher $p_T > 7 \text{ GeV}/c$ — $n_{\text{eff}}(x_T, \sqrt{s}) \rightarrow 5 = 4^{++}$. QCD works!

The CCOR measurement [9] (Fig. 3) with a larger apparatus and much increased integrated

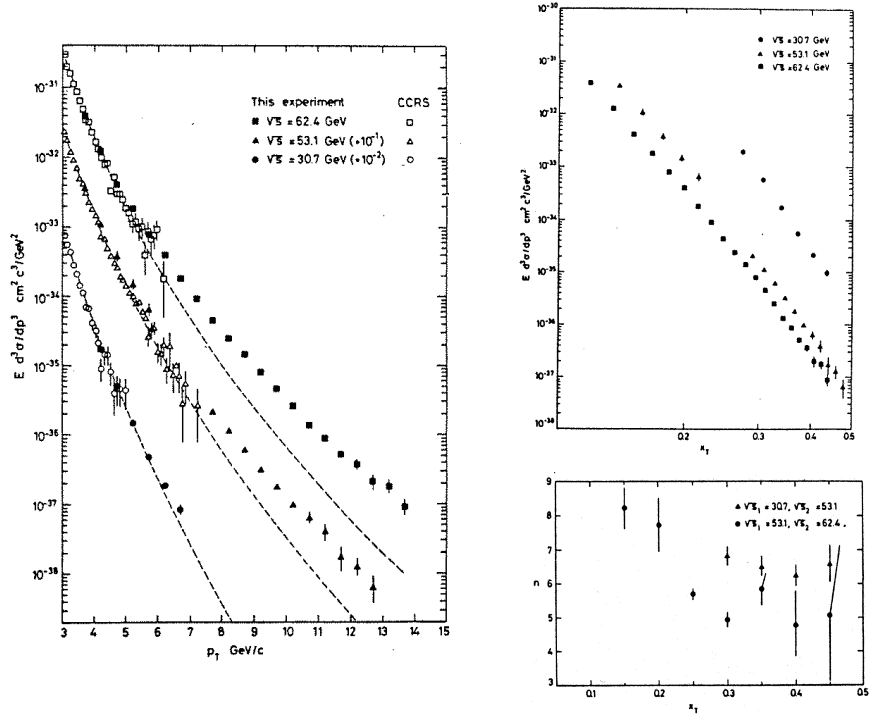


Figure 3: a) (left) CCOR [9] transverse momentum dependence of the invariant cross section for $p + p \rightarrow \pi^0 + X$ at three center of mass energies. Cross sections are offset by the factors noted. Open points and dashed fit are from a previous experiment, CCRS [10]. b) (right)-(top) Same CCOR invariant cross sections plotted vs $x_T = 2p_T/\sqrt{s}$ on a log-log scale. c) (right)-(bottom) $n_{\text{eff}}(x_T, \sqrt{s})$ derived from the combinations indicated. The systematic normalization error at $\sqrt{s} = 30.6 \text{ GeV}$ has been added in quadrature. There is an additional common systematic error of ± 0.33 in n .

luminosity extended their previous π^0 measurement [3, 10] to much higher p_T . The p_T^{-8} scaling-fit which worked at lower p_T extrapolated below the higher p_T measurements for $\sqrt{s} > 30.7 \text{ GeV}$ and

²There is an acknowledgement in this paper which is worthy of note: “Two of us (J. K. and L. S.) also thank S. Brodsky for *emphasizing to us repeatedly* that the present data on wide-angle hadron scattering *show no evidence for vector exchange.*”

$p_T \geq 7$ GeV/c (Fig. 3a). A fit to the new data [9] for $7.5 \leq p_T \leq 14.0$ GeV/c, $53.1 \leq \sqrt{s} \leq 62.4$ GeV gave $Ed^3\sigma/dp^3 \simeq p_T^{-5.1 \pm 0.4} (1 - x_T)^{12.1 \pm 0.6}$, (including *all* systematic errors).

The effective index $n_{\text{eff}}(x_T, \sqrt{s})$ was also extracted point-by-point from the data as shown in Fig. 3b where the CCOR data of Fig. 3a for the 3 values of \sqrt{s} are plotted vs x_T on a log-log scale. $n_{\text{eff}}(x_T, \sqrt{s})$ is determined for any 2 values of \sqrt{s} by taking the ratio as a function of x_T as shown in Fig. 3c. $n_{\text{eff}}(x_T, \sqrt{s})$ clearly varies with both \sqrt{s} and x_T , it is not a constant. For $\sqrt{s} = 53.1$ and 62.4 GeV, $n_{\text{eff}}(x_T, \sqrt{s})$ varies from ~ 8 at low x_T to ~ 5 at high x_T . An important feature of the scaling analysis (Eq. 1.2) relevant to determining $n_{\text{eff}}(x_T, \sqrt{s})$ is that *the absolute p_T scale uncertainty cancels!*

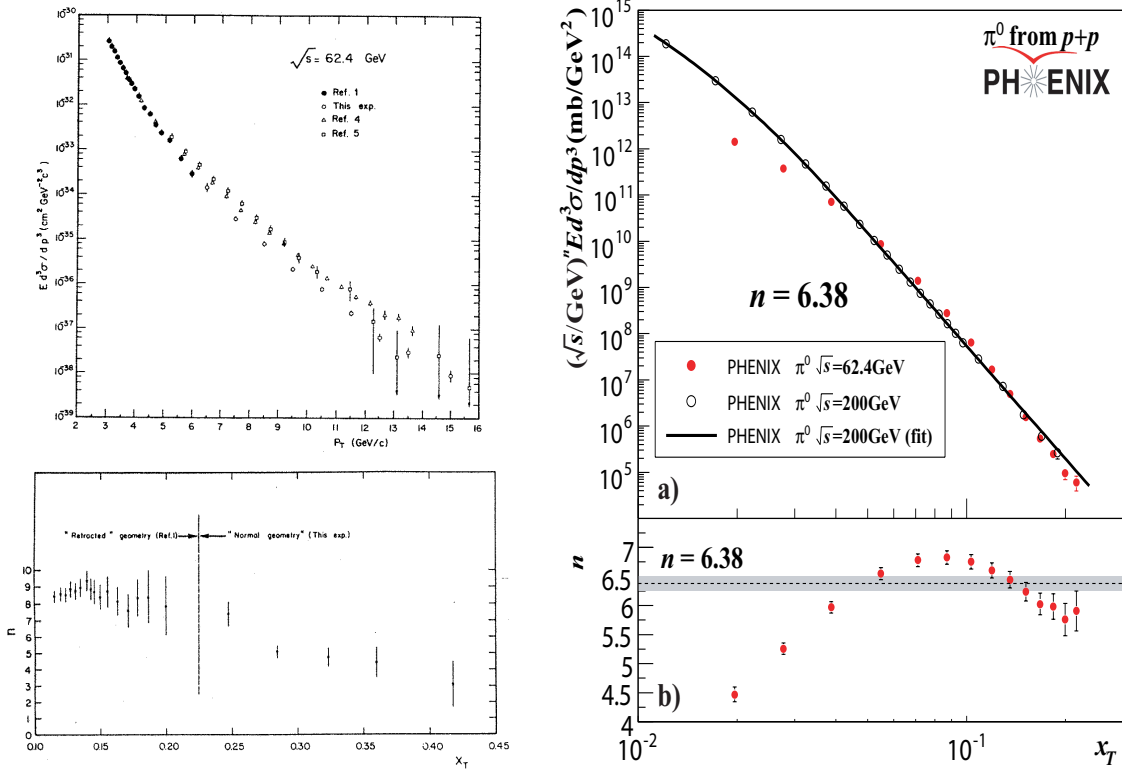


Figure 4: (left)-(top) Invariant cross section for inclusive π^0 for several ISR experiments, compiled by ABCS Collaboration [11]; (left)-(bottom) $n_{\text{eff}}(x_T, \sqrt{s})$ from ABCS 52.7, 62.4 GeV data only. There is an additional common systematic error of ± 0.7 in n . (right)-a) $\sqrt{s}(\text{GeV})^{6.38} \times Ed^3\sigma/dp^3$ as a function of $x_T = 2p_T/\sqrt{s}$ for the PHENIX 62.4 and 200 GeV π^0 data from Fig. 1; (right)-b) point-by-point $n_{\text{eff}}(x_T, \sqrt{s})$.

The effect of the absolute scale uncertainty, which is the main systematic error in these experiments, can be gauged from Fig. 4-(left)-(top) [11] which shows the π^0 cross sections from several experiments. The absolute cross sections disagree by factors of ~ 3 for different experiments but the values of $n_{\text{eff}}(x_T, \sqrt{s})$ for the CCOR [9] (Fig. 3-(right)-(bottom)) and ABCS [11] experiment (Fig. 4-(left)-(bottom)) are in excellent agreement due to the cancellation of the error in the absolute p_T scale. The x_T scaling of the PHENIX p-p π^0 data at $\sqrt{s} = 200$ and 62.4 GeV from Fig. 1 with $n_{\text{eff}}(x_T, \sqrt{s}) \approx 6.38$ is shown in Fig. 4-(right). The log-log plot emphasizes the pure

power-law p_T dependence of the invariant cross section, $E d^3\sigma/dp^3 \simeq p_T^{-n}$ for $p_T > 4$ GeV/c, with $n = 8.11 \pm 0.05$ at $\sqrt{s} = 200$ GeV. [2]

The first modern QCD calculations and predictions for high p_T single particle inclusive cross sections, including non-scaling and initial state radiation were done in 1978, by Jeff Owens and collaborators. [12] Jets in 4π Calorimeters at ISR energies or lower are invisible below $\sqrt{\hat{s}} \sim E_T \leq 25$ GeV [13]; but there were many false claims which led to skepticism about jets in hadron collisions, particularly in the USA. [14] A ‘phase change’ in belief-in-Jets was produced by one UA2 event at the 1982 ICHEP in Paris [15], but that’s another story. [16]

2. The major discovery at RHIC— π^0 suppression in A+A collisions.

The discovery, at RHIC, that π^0 are suppressed by roughly a factor of 5 compared to point-like scaling of hard-scattering in central Au+Au collisions is arguably *the* major discovery in Relativistic Heavy Ion Physics. In Fig. 5-(left), the data for π^0 and non-identified charged particles (h^\pm) are presented as the Nuclear Modification Factor, $R_{AA}(p_T)$, the ratio of the yield of π^0 (or h^\pm) per central Au+Au collision (upper 10%-ile of observed multiplicity) to the point-like-scaled p-p cross section:

$$R_{AA}(p_T) = \frac{d^2 N_{AA}^\pi / dp_T dy N_{AA}}{\langle T_{AA} \rangle d^2 \sigma_{pp}^\pi / dp_T dy} \quad , \quad (2.1)$$

where $\langle T_{AA} \rangle$ is the overlap integral of the nuclear thickness functions. The π^0 data at nucleon-

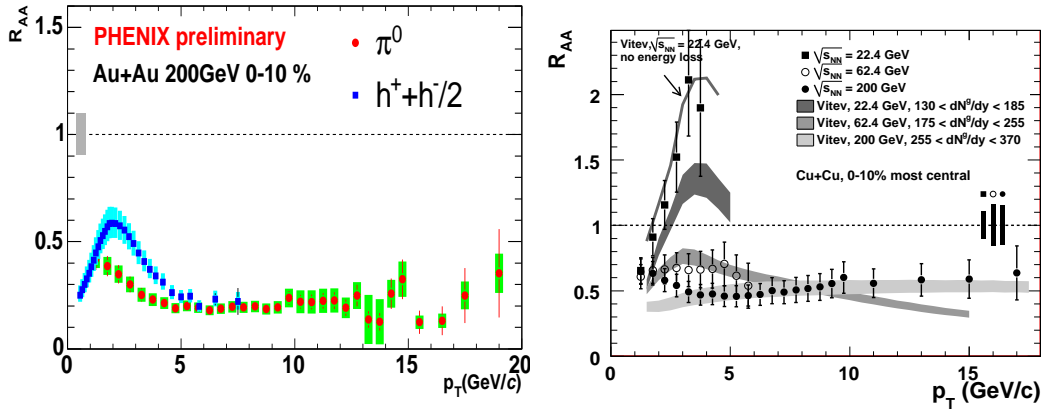


Figure 5: (left) Nuclear modification factor $R_{AA}(p_T)$ for π^0 and h^\pm in central Au+Au collisions at $\sqrt{s_{NN}} = 200$ GeV [17]; (right) $R_{AA}(p_T)$ for π^0 in Cu+Cu central collisions at $\sqrt{s_{NN}} = 200, 62.4$ and 22.4 GeV [18], together with theory curves [19].

nucleon c.m. energy $\sqrt{s_{NN}} = 200$ GeV are consistent with a constant $R_{AA} \sim 0.2$ over the range $4 \leq p_T \leq 20$ GeV/c, while the suppression of non-identified charged hadrons and π^0 are different for $2 \leq p_T \leq 6$ GeV/c and come together for $p_T > 6$ GeV/c.

A new PHENIX result [18] (Fig. 5-(right)) nicely illustrates that parton suppression begins somewhere between $\sqrt{s_{NN}} = 22.4$ and 62.4 GeV for Cu+Cu central collisions. This confirms that π^0 (jet) suppression is unique at RHIC energies and occurs at both $\sqrt{s_{NN}} = 200$ and 62.4 GeV. The

suppression is attributed to energy-loss of the outgoing hard-scattered color-charged partons due to interactions in the presumably deconfined and thus color-charged medium produced in Au+Au (and Cu+Cu) collisions at RHIC [20].

2.0.1 Precise and accurate reference spectra are crucial

It is important to note that PHENIX did not measure the reference p-p spectrum at $\sqrt{s} = 22.4$ GeV but used a QCD-based fit [21] to the world's data on charged and neutral pions which was checked against PHENIX p-p measurements at 62.4 and 200 GeV using x_T scaling (Fig. 6) [18]. A key issue in this fit is that the data at $\sqrt{s} = 22.4$ GeV were consistent with each other and with

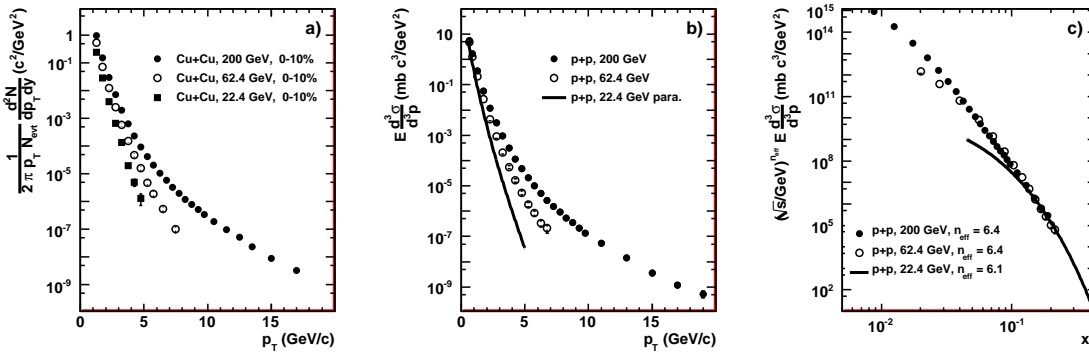


Figure 6: Plots for $\sqrt{s_{NN}}=22.4, 62.4$ and 200 GeV of: a) measured invariant π^0 yields in central Cu+Cu collisions; b) measured invariant π^0 cross sections in p-p collisions at 62.4 and 200 GeV and fit at 22.4 GeV [21]; c) the p-p data and fit from (b) plotted in the form $\sqrt{s}(\text{GeV})^{n_{\text{eff}}} \times E d^3\sigma/dp^3$ to exhibit x_T scaling with n_{eff} 6.1–6.4, consistent with Fig. 4-(right)-b).

pQCD [21] except for one outlier which was excluded based on the experience from a previous global fit [22] to the world's data at $\sqrt{s} = 62.4$ GeV where there are large disagreements (recall Fig. 4-(left)-(top)). The PHENIX measurement of the p-p reference spectrum at 62.4 GeV [2] agreed with the measurements shown in Figs. 3 and 4-(left) to within the systematic error of the absolute p_T scales, but disagreed significantly with the global fit at 62.4 GeV [22] which did not attempt to eliminate outliers and which had no basis for adjusting the absolute p_T scales of the various measurements. In Fig. 7-(left), the $R_{AA}(p_T)$ for Au+Au central collisions at $\sqrt{s_{NN}} = 62.4$ GeV computed with the global p-p fit [22] and the measured reference spectrum [2] are shown, while the final $R_{AA}(p_T)$ for Au+Au central collisions at 62.4 is compared to $R_{AA}(p_T)$ at 200 GeV in Fig. 7-(right) [23]. If it weren't already obvious, this should be a lesson to the LHC physicists (and management) of the importance of making reference measurements in the same detector for p-p collisions at the identical \sqrt{s} as the $\sqrt{s_{NN}}$ of the A+A collisions.

2.1 J/Ψ -suppression—still golden?

The dramatic difference in suppression of hard-scattering at RHIC compared to SPS fixed target c.m. energy ($\sqrt{s_{NN}} = 17$ GeV) stands in stark contrast to J/Ψ suppression, originally thought to be the gold-plated signature for deconfinement and the Quark Gluon Plasma (QGP) [24]. R_{AA} for J/Ψ suppression is the same, if not identical, at SPS and RHIC (see Fig. 8-(left)), thus casting a serious doubt on the value of J/Ψ suppression as a probe of deconfinement. The medium at

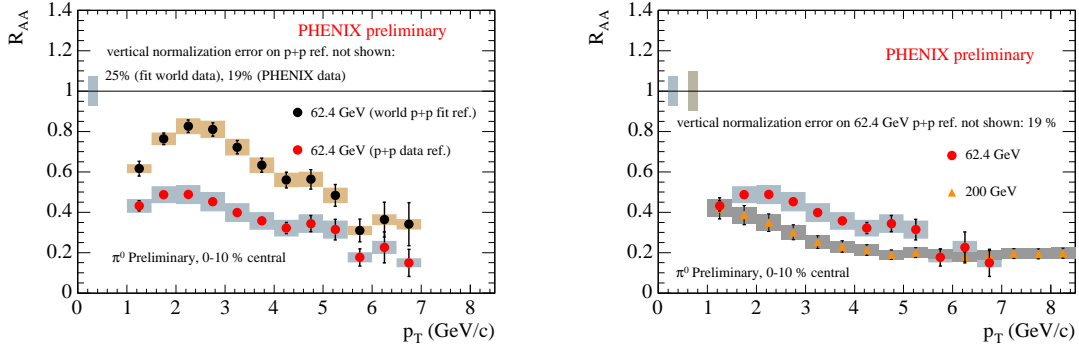


Figure 7: (left) Comparison of $R_{AA}(p_T)$ for π^0 in $\sqrt{s_{NN}} = 62.4$ GeV central Au+Au collisions using the fit [22] to the previous world 62.4 GeV p-p data or the measured PHENIX reference 62.4 GeV p-p data [2]. (right) Final $R_{AA}(p_T)$ in central Au+Au collisions at $\sqrt{s_{NN}} = 62.4$ and 200 GeV [23].

RHIC makes π^0 's nearly vanish but leaves the J/Ψ unchanged compared to lower $\sqrt{s_{NN}}$. One possible explanation is that c and \bar{c} quarks in the QGP recombine to regenerate J/Ψ (see Fig. 8-(right)), miraculously making the observed R_{AA} equal at SpS and RHIC c.m. energies. The good news is that such models predict J/Ψ enhancement ($R_{AA} > 1$) at LHC energies, which would be spectacular, if observed.

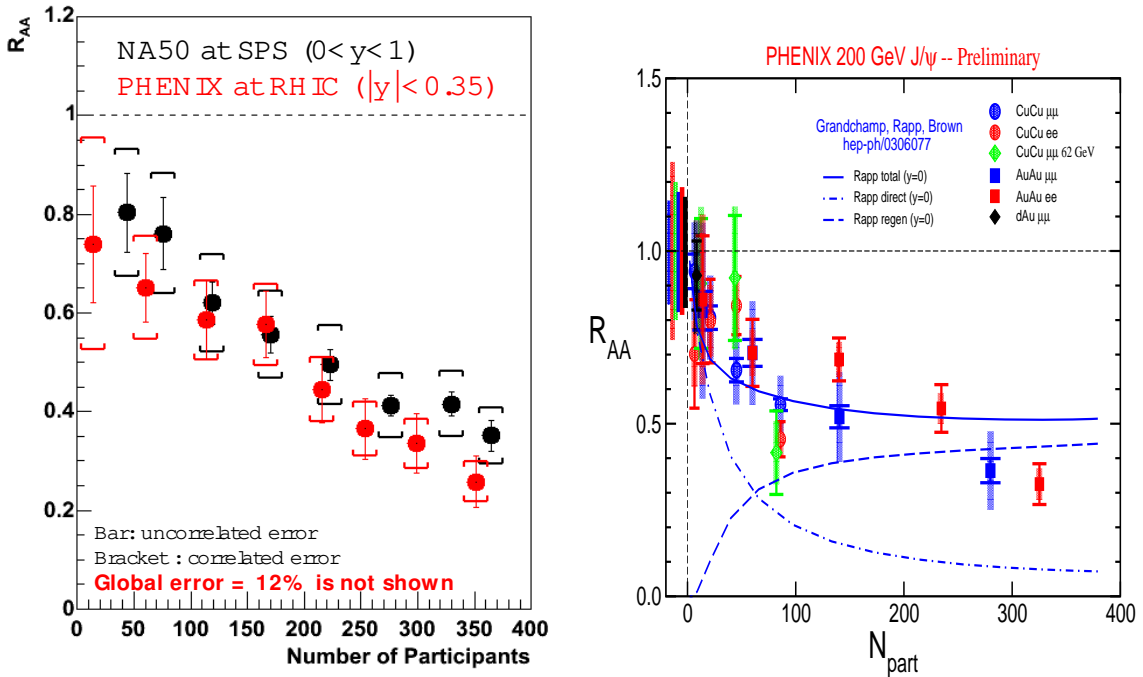


Figure 8: (left) $R_{AA}^{J/\Psi}$ vs centrality (N_{part}) at RHIC and SpS energies [25]. (right) Predictions for $R_{AA}^{J/\Psi}$ in a model with regeneration [26].

This leaves us with the interesting question: Will Peter Higgs or Helmut Satz have to wait longer at LHC to find out whether they are right?

3. The baryon anomaly and x_T scaling

Many RHI physicists tend to treat non-identified charged hadrons h^\pm as if they were π^\pm . While this may be a reasonable assumption in p-p collisions, it is clear from Fig. 5-(left) that the suppression of non-identified charged hadrons and π^0 is very different for $1 < p_T \leq 6$ GeV/c.

If the production of high- p_T particles in Au+Au collisions is the result of hard scattering according to pQCD, then x_T scaling should work just as well in Au+Au collisions as in p-p collisions and should yield the same value of the exponent $n_{\text{eff}}(x_T, \sqrt{s})$. The only assumption required is that the structure and fragmentation functions in Au+Au collisions should scale, in which case Eq. 1.2 still applies, albeit with a $G(x_T)$ appropriate for Au+Au. In Fig. 9, $n_{\text{eff}}(x_T, \sqrt{s_{NN}})$ in Au+Au is shown for π^0 and h^\pm in peripheral and central collisions, derived by taking the ratio of $Ed^3\sigma/dp^3$ at a given x_T for $\sqrt{s_{NN}} = 130$ and 200 GeV, in each case. [27]

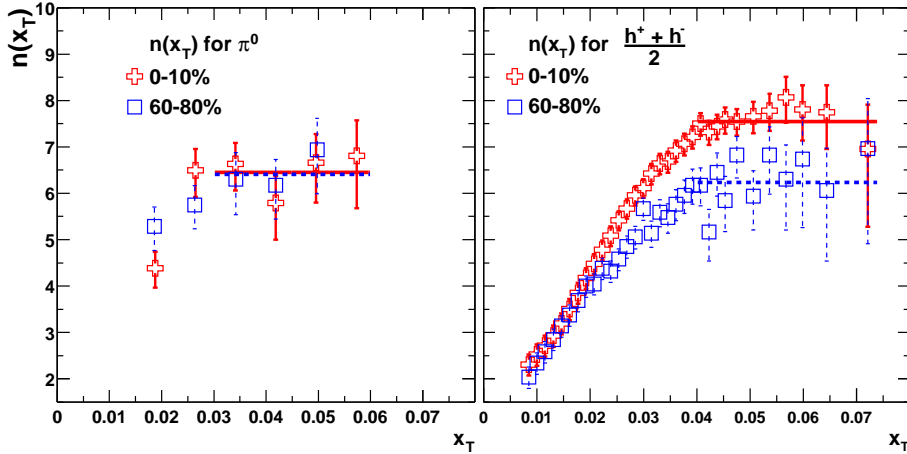


Figure 9: Power-law exponent $n_{\text{eff}}(x_T)$ for π^0 and h^\pm spectra in central and peripheral Au+Au collisions at $\sqrt{s_{NN}} = 130$ and 200 GeV [27].

The π^0 's exhibit x_T scaling, with the same value of $n_{\text{eff}} = 6.3$ as in p-p collisions, for both Au+Au peripheral and central collisions. The x_T scaling establishes that high- p_T π^0 production in peripheral and central Au+Au collisions follows pQCD as in p-p collisions, with parton distributions and fragmentation functions that scale with x_T , at least within the experimental sensitivity of the data. The fact that the fragmentation functions scale for π^0 in Au+Au central collisions indicates that the effective energy loss must scale, i.e. $\Delta E(p_T)/p_T$ is a constant, which is consistent with the constant value of $R_{AA}(p_T)$ for $p_T > 4$ GeV/c (Fig. 5-(left)), given that the π^0 p_T spectrum is a pure power-law (Fig. 4-(right)-a).

The deviation of h^\pm in Fig. 9 from x_T scaling in central Au+Au collisions is indicative of and consistent with the strong non-scaling modification of particle composition of identified hadrons observed in Au+Au collisions compared to that of p-p collisions in the range $2.0 \leq p_T \leq 4.5$ GeV/c, where particle production is the result of jet-fragmentation. This is called the Baryon Anomaly. As shown in Fig. 10-(left) the p/π^+ and \bar{p}/π^- ratios as a function of p_T increase dramatically to values ~ 1 as a function of centrality in Au+Au collisions at RHIC [28]. This is nearly an order of magnitude larger than had ever been seen previously in either fragmentation of jets in e^+e^- collisions or in the average particle composition of the bulk matter in Au+Au central collisions [29].

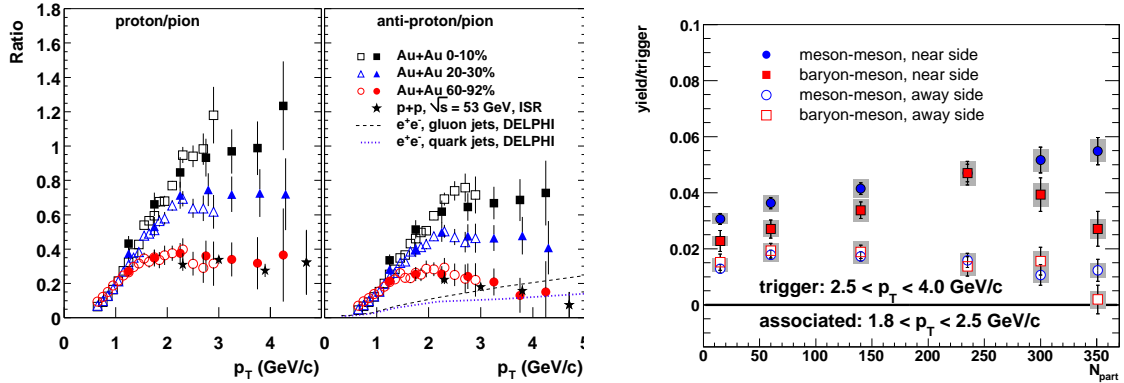


Figure 10: (left) p/π^+ and \bar{p}/π^- as a function of p_T and centrality from Au+Au collisions at $\sqrt{s_{NN}} = 200$ GeV [28] compared to other data indicated; (right) Conditional yields, per trigger meson (circles), baryon (squares) with $2.5 < p_T < 4$ GeV/c, of associated mesons with $1.7 < p_T < 2.5$ GeV/c integrated within $\Delta\phi = \pm 0.94$ radian of the trigger (near side-full) or opposite azimuthal angle (open), for Au+Au collisions at $\sqrt{s_{NN}} = 200$ GeV [30].

This ‘baryon anomaly’ was beautifully explained as due to the coalescence of an exponential (thermal) distribution of constituent quarks (a.k.a. the QGP) [31]. Unfortunately, measurements of correlations of h^\pm in the range $1.7 \leq p_{T_a} \leq 2.5$ GeV/c associated to identified meson or baryon triggers with $2.5 \leq p_{T_t} \leq 4.0$ GeV/c showed the same near side and away side peaks and yields (Fig. 10-(right)) characteristic of di-jet production from hard-scattering [32, 30], rather than from soft coalescence, apparently ruling out this beautiful model.

There are still plenty of other models of the baryon anomaly, but none of them are clearly definitive. For instance, Stan Brodsky presented at this meeting [33] a higher twist model of the baryon anomaly as the result of the reaction $q + q \rightarrow p + \bar{q}$. This predicts an isolated proton with no same-side jet, but with an opposite jet, a clear and crucial test. Another test (from the CIM [7]) is that $n_{eff} \rightarrow 8$ for these protons. This effect will be emphasized in central collisions because the higher twist subprocesses have ‘small size’ and are ‘color transparent’ so they propagate through the nuclear medium without absorption. This is consistent with the reduced near-side correlation to baryon triggers compared to meson triggers shown for the most central collisions in Fig. 10-(right) [30]; but definitive detection of isolated p or \bar{p} in central A+A collisions or precision measurements of x_T scaling for p and \bar{p} as a function of centrality remain very interesting projects for the future.

Guy Paic recently [34] claimed to explain the baryon anomaly by simple radial flow, which occurs late in the expansion, even in the hadronic phase. The radial flow velocity Lorentz-boosts the heavier protons to larger p_T than the lighter pions. Also, protons have a shorter formation time than pions so they may participate in the radial flow even if they result from parton fragmentation. If Guy is correct, then it is time to re-examine the subject of the elliptic flow (v_2) and p_T spectra of identified hadrons which was very popular several years ago. The last time I looked, in the PHENIX White Paper [35], the hydro models with radial flow could either explain the p_T spectra of \bar{p} and π or the v_2 but not both. If the steadily improving models can now explain both v_2 and the p_T spectra, this would spell the end of the ‘baryon anomaly’. However, the anomalously large \bar{p}/π

ratio would remain a signature property of the inclusive identified particle p_T spectra in central Au+Au collisions.

In this vein, I was temporarily thrown for a loop by a result from a STAR presentation at Quark Matter 2008, as reported by Marco van Leeuwen at Hard Probes 2008 [36] (and Christine Nattrass [37] at this meeting), which measured the particle composition in the near-side jet and ‘ridge’ and seemed to indicate that the p/π (or baryon/meson) ratio in the near-side jet was not anomalous. I first thought that this disagreed with everything that I said previously in this section about the ‘baryon anomaly’. To quote Marco [36], “the p/π ratio in the ridge is similar to the inclusive p/π ratio in Au+ Au events, which is much larger than in p+p events. The p/π ratio in the jet-like peak is similar to the inclusive ratio in p + p events.” However, at a Ridge workshop at BNL [38], I found out that what STAR really meant to say was that “The p/π ratio of the conditional yield for near side-correlations associated to an h^\pm trigger with $p_{T_i} > 4$ GeV/c is similar in the jet-like peak to the inclusive ratio in p + p events; while the p/π ratio in the ridge is similar to the inclusive p/π ratio in Au+ Au events, which is much larger than in p+p events.”—i.e. STAR was talking about associated yields to the trigger h^\pm and did not include the triggering particle in the yield. Hence there is no disagreement. In fact, the STAR result is actually in agreement with a recent PHENIX measurement [39] of the ratio of the associated baryon and meson conditional near-side yields from an h^\pm trigger with $2.5 < p_{T_i} < 4$ GeV/c in Au+Au collisions at $\sqrt{s_{NN}} = 200$ GeV.

To reiterate, the anomalously large \bar{p}/π ratio remains a signature property of the inclusive identified particle p_T spectra in central Au+Au collisions. In fact, Christine Nattrass’ [37] thorough demonstration at this meeting of the properties and particle composition of ‘the ridge’ convinced me that that the ridge is nothing other than a random coincidence of any trigger particle and the background or bulk of inclusive particles, which, as Stan Brodsky commented, is generally biased towards the trigger direction due to the k_T effect. Naturally, several details such as the azimuthal width of the ridge still remain to be explained. In my opinion, a key test of this idea is that a ridge of same side correlations with large $\Delta\eta$ should exist for direct- γ triggers, or, in the PHENIX acceptance, the same-side correlation to a direct- γ should exist at the same rate and azimuthal width as the ridge we observed in π^0 or inclusive γ same-side correlations. [40]

4. Direct photons at RHIC—Thermal photons?

4.1 Internal Conversions—the first measurement anywhere of direct photons at low p_T

Internal conversion of a photon from π^0 and η decay is well-known and is called Dalitz decay [41]. Perhaps less well known in the RHI community is the fact that for any reaction (e.g. $q + g \rightarrow \gamma + q$) in which a real photon can be emitted, a virtual photon (e.g. e^+e^- pair of mass $m_{ee} \geq 2m_e$) can also be emitted. This is called internal-conversion and is generally given by the Kroll-Wada formula [42, 43]:

$$\frac{1}{N_\gamma} \frac{dN_{ee}}{dm_{ee}} = \frac{2\alpha}{3\pi} \frac{1}{m_{ee}} \left(1 - \frac{m_{ee}^2}{M^2}\right)^3 \times |F(m_{ee}^2)|^2 \sqrt{1 - \frac{4m_e^2}{m_{ee}^2}} \left(1 + \frac{2m_e^2}{m_{ee}^2}\right) , \quad (4.1)$$

where M is the mass of the decaying meson or the effective mass of the emitting system. The dominant terms are on the first line of Eq. 4.1: the characteristic $1/m_{ee}$ dependence; and the cutoff of the spectrum for $m_{ee} \geq M$ (Fig. 11-(left)) [43]. Since the main background for direct-single- γ production is a photon from $\pi^0 \rightarrow \gamma + \gamma$, selecting $m_{ee} \gtrsim 100$ MeV effectively reduces the background by an order of magnitude by eliminating the background from π^0 Dalitz decay, $\pi^0 \rightarrow \gamma + e^+ + e^-$, at the expense of a factor ~ 1000 in rate. This allows the direct photon measurements to be extended (for the first time in both p-p and Au+Au collisions) below the value of $p_T \sim 4$ GeV/c, possible with real photons, down to $p_T = 1$ GeV/c (Fig. 11-(right)) [43], which is a real achievement. The solid lines on the p-p data are QCD calculations which work down to $p_T = 2$ GeV/c. The dashed line is a fit of the p-p data to the modified power law $B(1 + p_T^2/b)^{-n}$, used in the related Drell-Yan [44] reaction, which flattens as $p_T \rightarrow 0$.

The relatively flat, non-exponential, spectra for the direct- γ and Drell-Yan reactions as $p_T \rightarrow 0$ is due to the fact that there is no soft-physics production process for them, only production via the partonic subprocesses, $g + q \rightarrow \gamma + q$ and $\bar{q} + q \rightarrow e^+ + e^-$, respectively. This is quite distinct from the case for hadron production, e.g. π^0 , where the spectra are exponential as $p_T \rightarrow 0$ in p-p collisions (Fig. 1) due to soft-production processes, as well as in Au+Au collisions. Thus, for direct- γ in Au+Au collisions, the exponential spectrum of excess photons above the $\langle T_{AA} \rangle$ extrapolated p-p fit is unique and therefore suggestive of a thermal source.

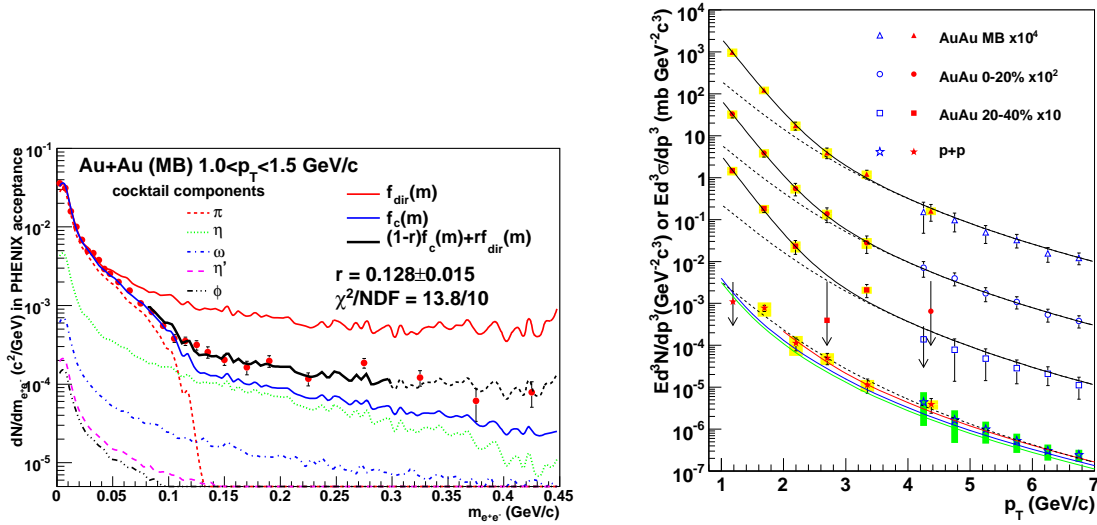


Figure 11: (left) Invariant mass ($m_{e^+e^-}$) distribution of e^+e^- pairs from Au+Au minimum bias events for $1.0 < p_T < 1.5$ GeV/c [43]. Dashed lines are Eq. 4.1 for the mesons indicated. Blue solid line is $f_c(m)$, the total di-electron yield from the sum of contributions or ‘cocktail’ of meson Dalitz decays; Red solid line is $f_{dir}(m)$ the internal conversion $m_{e^+e^-}$ spectrum from a direct-photon ($M \gg m_{e^+e^-}$). Black solid line is a fit of the data to the sum of cocktail plus direct contributions in the range $80 < m_{e^+e^-} < 300$ MeV/c². (right) Invariant cross section (p-p) or invariant yield (Au+Au) of direct photons as a function of p_T [43]. Filled points are from virtual photons, open points from real photons.

4.2 Low p_T vs high p_T direct- γ —Learn a lot from a busy plot

The unique behavior of direct- γ at low p_T in Au+Au relative to p+p compared to any other particle is more dramatically illustrated by examining the R_{AA} of all particles measured by PHENIX in central Au+Au collisions at $\sqrt{s_{NN}} = 200$ GeV (Fig. 12) [47]. For the entire region $p_T \leq 20$ GeV/c so far measured at RHIC, apart from the $p + \bar{p}$ which are enhanced in the region $2 \leq p_T \lesssim 4$ GeV/c ('the baryon anomaly'), the production of *no other particle* is enhanced over point-like scaling. The behavior of R_{AA} of the low $p_T \leq 2$ GeV/c direct- γ is totally and dramatically different from

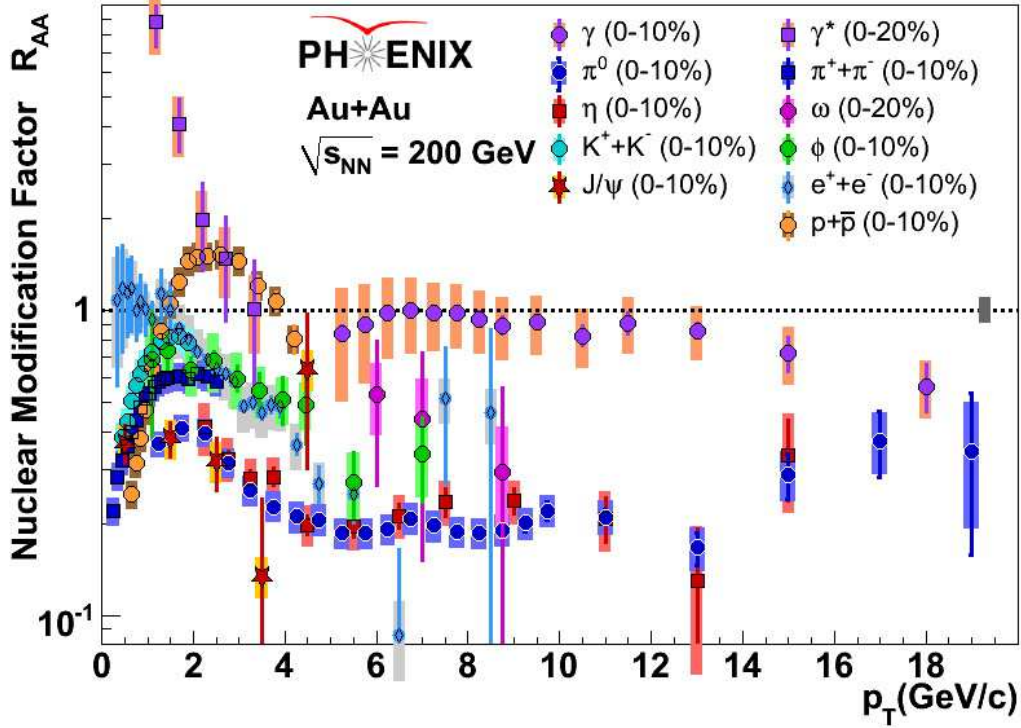


Figure 12: Nuclear Modification Factor, $R_{AA}(p_T)$ for all identified particles so far measured by PHENIX in central Au+Au collisions at $\sqrt{s_{NN}} = 200$ GeV. [47]

all the other particles, exhibiting an order of magnitude exponential enhancement as $p_T \rightarrow 0$. This exponential enhancement is certainly suggestive of a new production mechanism in central Au+Au collisions different from the conventional soft and hard particle production processes in p-p collisions and its unique behavior is attributed to thermal photon production by many authors. [48]

4.2.1 Direct photons and mesons up to $p_T = 20$ GeV/c

Other instructive observations can be gleaned from Fig. 12. The π^0 and η continue to track each other to the highest p_T . At lower p_T , the ϕ meson tracks the K^\pm very well, but with a different value of $R_{AA}(p_T)$ than the π^0 , while at higher p_T , the ϕ and ω vector mesons appear to track each other. Interestingly, the J/Ψ seems to track the π^0 for $0 \leq p_T \leq 4$ GeV/c; and it will be interesting to see whether this trend continues at higher p_T .

The direct- γ 's also show something interesting at high p_T which might possibly indicate trouble ahead at the LHC. With admittedly large systematic errors, which should not be ignored, the direct- γ appear to become suppressed for $p_T > 14$ GeV/c with a trend towards equality with $R_{AA}^{\pi^0}$ for $p_T \sim 20$ GeV. Should R_{AA}^{γ} become equal to $R_{AA}^{\pi^0}$, it would imply that the energy loss in the final state is no longer a significant effect for $p_T \gtrsim 20$ GeV/c and that the equal suppression of direct- γ and π^0 is due to the initial state structure functions. If this were true, it could mean that going to much higher p_T would not be useful for measurements of parton suppression. In this vein, the new EPS09 structure functions for quarks and gluons in nuclei were presented at this meeting [49], which represented the best estimate of shadowing derived by fitting all the DIS data in $\mu(e) - A$ scattering as well as including in the fit, notably, the PHENIX π^0 data in d+Au and p-p as a function of centrality. Clearly, improved measurements of both direct- γ and π^0 in the range $10 < p_T < 20$ GeV/c are of the utmost importance for both the RHIC and LHC programs.

5. Precision measurements, key to the next step in understanding

There are many different models of parton suppression with totally different assumptions which all give results in agreement with the PHENIX measurement $R_{AA}^{\pi^0} \approx 0.20$ for $4 \leq p_T \leq 20$ GeV/c in Au+Au central collisions. In PHENIX, Jamie Nagle got all theorists to send us predictions as a function of their main single parameter that characterizes the medium in order to do precision fits to the latest PHENIX π^0 data including the correct treatment of correlated experimental systematic errors (Fig. 13) [50]. Systematic uncertainties of the theory predictions were

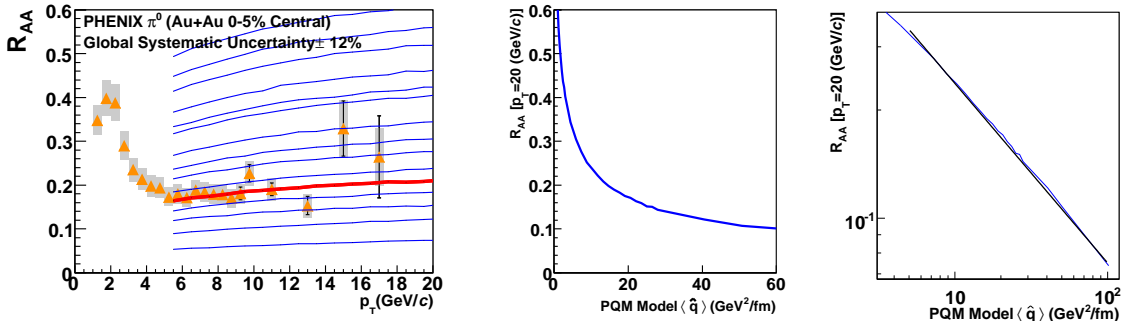


Figure 13: a) (left) PHENIX $\pi^0 R_{AA}(p_T)$ for Au+Au central (0-5%) collisions at $\sqrt{s_{NN}} = 200$ [50] compared to PQM model predictions [51] as a function of $\langle \hat{q} \rangle$. The thick red line is the best fit. b) (center) Values of R_{AA} at $p_T = 20$ GeV/c as a function of $\langle \hat{q} \rangle$ in the PQM model [51] corresponding to the lines the left panel. c) (right) same as b) but on a log-log scale, with fit.

not considered.

The large value of the transport coefficient $\langle \hat{q} = \mu^2/\lambda \rangle = 13.2^{+2.1}_{-3.2}$ GeV²/fm from the best fit to the PQM model [51] (where μ is the average 4-momentum transfer to the medium per mean free path λ) is a subject of some debate in both the more fundamental QCD community [52] and the more phenomenological community [53]. For instance it was stated in Ref. [53] that “the dependence of R_{AA} on \hat{q} becomes weaker as \hat{q} increases” as is clear from Fig. 13b. It was also

asserted that “when the values of the time-averaged transport coefficient \hat{q} exceeds 5 GeV²/fm, R_{AA} gradually loses its sensitivity.” That statement also appeared reasonable. However, given the opportunity of looking at a whole range of theoretical predictions (kindly provided by the PQM authors [51]) rather than just the one that happens to fit the data, we experimentalists learned something about the theory that was different from what the theorists emphasized. By simply looking at the PQM predictions on a log-log plot (Fig. 13c), it became evident that the PQM prediction could be parameterized as $R_{AA}[p_T = 20 \text{ GeV}/c] = 0.75/\sqrt{\hat{q} (\text{GeV}^2/\text{fm})}$ over the range $5 < \hat{q} < 100 \text{ GeV}^2/\text{fm}$. This means that in this range, the fractional sensitivity to \hat{q} is simply proportional to the fractional uncertainty in R_{AA} , i.e. $\Delta\hat{q}/\hat{q} = 2.0 \times \Delta R_{AA}/R_{AA}$, so that improving the precision of R_{AA} e.g. in the range $10 \leq p_T \leq 20 \text{ GeV}/c$ will lead to improved precision on $\langle\hat{q}\rangle$. This is a strong incentive for experimentalists. Similarly, this should give the theorists incentive to improve their (generally unstated) systematic uncertainties.

5.1 R_{AA} vs. the reaction plane

Another good synergy between experimentalists and theorists is the study of R_{AA} as a function of angle to the reaction plane and centrality in order to understand the effect of varying the initial conditions (centrality) and the path length through the medium (angle). When PHENIX first presented results on $R_{AA}(p_T)$ vs. the angle $\Delta\phi$ to the reaction plane [54] there was a reaction from the flow community that this is nothing other than a different way to present the anisotropic flow, v_2 . This is strictly not true for two reasons: 1) v_2 measurements are relative while $R_{AA}(\Delta\phi, p_T)$ is an absolute measurement including efficiency, acceptance and all other such corrections; 2) if and only if the angular distribution of high p_T suppression around the reaction plane were simply a second harmonic so that all the harmonics other than v_2 vanish (and why should that be?) then $R_{AA}(\Delta\phi, p_T)/R_{AA}(p_T) = 1 + 2v_2 \cos 2\Delta\phi$. Nevertheless, whatever the actual form of the angular distribution, it is true that $R_{AA}(\Delta\phi, p_T)/R_{AA}(p_T) = dN(\Delta\phi, p_T)/d\Delta\phi / \langle dN(\Delta\phi, p_T)/d\Delta\phi \rangle$ but without the absolute values it is impossible to tell whether $R_{AA}(\Delta\phi, p_T)$ approaches or exceeds 1 (or any other value) at some value of $\Delta\phi$.

For instance in a new result this year, PHENIX has observed a striking difference in the behavior of the dependence of the in-plane $R_{AA}(\Delta\phi \sim 0, p_T)$ for π^0 as a function of centrality N_{part} compared to the dependence of the $R_{AA}(\Delta\phi \sim \pi/2, p_T)$ in the direction perpendicular to the reaction plane [55] (Fig. 14). The R_{AA} perpendicular to the reaction plane is relatively constant with centrality, while the predominant variation of R_{AA} with centrality comes in the direction parallel to the reaction plane which shows a strong centrality dependence. This is a clear demonstration of the sensitivity of R_{AA} to the length traversed in the medium which is relatively constant as a function of centrality perpendicular to the reaction plane but depends strongly on the centrality parallel to the reaction plane. This is a fantastic but reasonable result and suggests that tests of the many models of energy loss should concentrate on comparing the centrality dependence for directions parallel to the reaction plane, where the length traversed depends strongly on centrality, compared to perpendicular to the reaction plane, where the length doesn't change much with centrality, before tackling the entire angular distribution.

The theorists have not been idle on this issue and are making great strides by attempting to put all the theoretical models of jet quenching into a common nuclear geometrical and medium evolution formalism so as to get an idea of the fundamental differences in the models [56] “evaluated

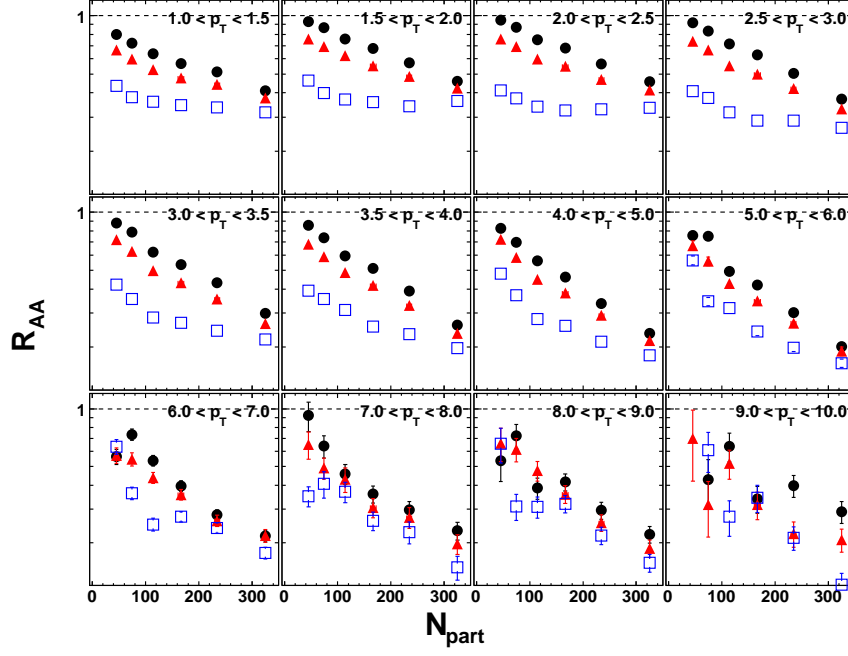


Figure 14: Nuclear Modification Factor, $R_{AA}^{\pi^0}$ in reaction-plane bins as a function of p_T and centrality (N_{part}) in Au+Au collisions at $\sqrt{s_{NN}} = 200$ GeV [55]. Filled circles represent $R_{AA}(0 < \Delta\phi < 15^\circ)$ (in-plane), open squares $R_{AA}(75 < \Delta\phi < 90^\circ)$ (out-of-plane) and filled triangles $R_{AA}(30 < \Delta\phi < 45^\circ)$.

on identical media, initial state and final fragmentation. The only difference in models will be in the Eloss kernel.”. The different models [56] all agreed with the measured $R_{AA}(p_T)$ (Fig 15a); but the agreement with the measured $R_{AA}(\Delta\phi, p_T)$ as shown by the $R_{AA}(\text{out})/R_{AA}(\text{in})$ ratio is not very good (Fig 15b). Hopefully the latest PHENIX results [55] (Fig. 14) will suggest the way for further improvement.

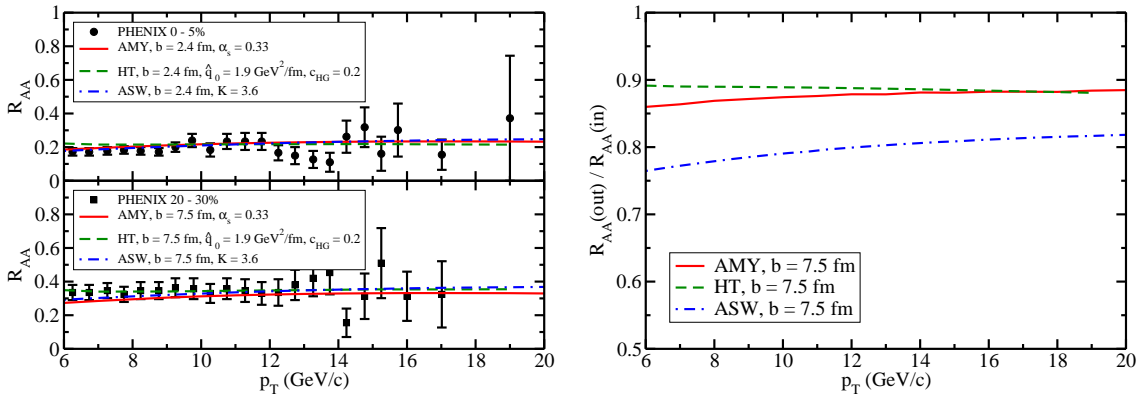


Figure 15: a) (left) Three theoretical models [56] compared to PHENIX $R_{AA}^{\pi^0}(p_T)$ in Au+Au collisions at 0-5% and 20-30% centrality [17]. b) (right) $R_{AA}(\text{out})/R_{AA}(\text{in})$ ratio for same 3 models at 20-30% centrality ($N_{\text{part}} = 167 \pm 5$).

6. Do direct- e^\pm from Heavy Flavors indicate one or two theoretical crises?

PHENIX was specifically designed to be able to detect charm particles via direct single- e^\pm from their semileptonic decay. Fig. 16a shows our direct single- e^\pm measurement in p-p collisions at $\sqrt{s} = 200$ GeV [57] in agreement with a QCD calculation [58] of c and b quarks as the source of the direct single- e^\pm (heavy-flavor e^\pm). In Au+Au collisions, a totally unexpected result was ob-

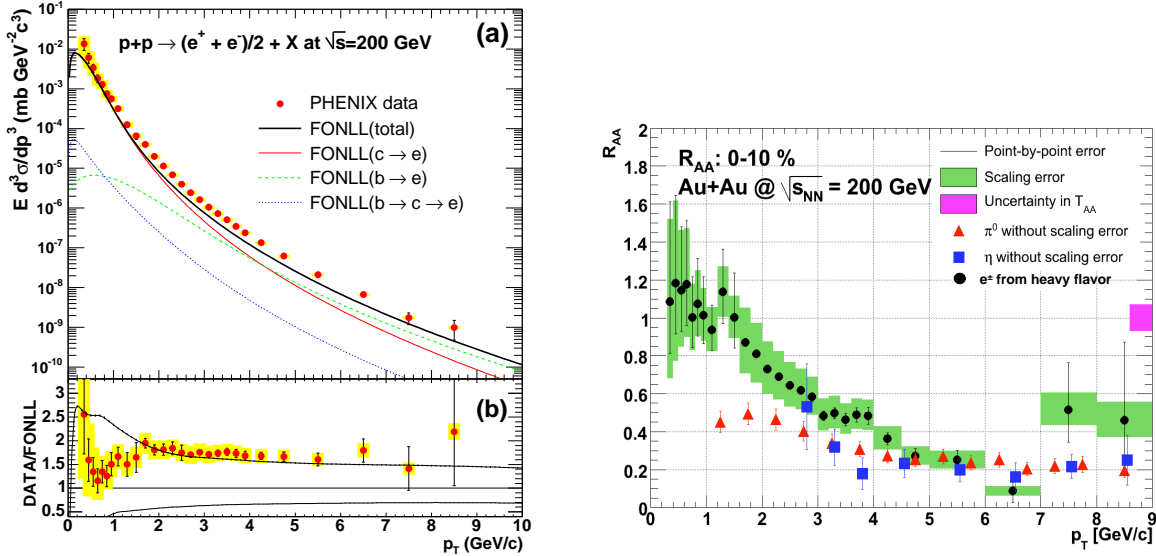


Figure 16: a) (left) Invariant cross section of direct single- e^\pm in p-p collisions [57] compared to theoretical predictions from c and b quark semileptonic decay. [58] b) (right) R_{AA} as a function of p_T for direct single- e^\pm [59], π^0 and η in Au+Au central (0-10%) collisions at $\sqrt{s_{NN}} = 200$ GeV.

served. The direct single- e^\pm from heavy quarks are suppressed the same as the π^0 and η from light quarks (and gluons) in the range $4 \leq p_T \leq 9$ GeV/c where b and c contributions are roughly equal (Fig. 16b) [59]. This strongly disfavors the QCD energy-loss explanation of jet-quenching because, naively, heavy quarks should radiate much less than light quarks and gluons in the medium; but opens up a whole range of new possibilities including string theory [60].

6.1 Zichichi to the rescue?

In September 2007, I read an article by Nino Zichichi, “Yukawa’s gold mine”, in the CERN Courier, taken from his talk at the 2007 International Nuclear Physics meeting in Tokyo, Japan, in which he proposed: “the reason why the top quark appears to be so heavy (around 200 GeV) could be the result of some, so far unknown, condition related to the fact that the final state must be QCD-colourless. We know that confinement produces masses of the order of a giga-electron-volt. Therefore, according to our present understanding, the QCD colourless condition cannot explain the heavy quark mass. However, since the origin of the quark masses is still not known, it cannot be excluded that in a QCD coloured world, the six quarks are all nearly massless and that the colourless condition is ‘flavour’ dependent.”

Nino’s idea really excited me, even though, or perhaps, because, it appeared to overturn two of the major tenets of the Standard Model since it seemed to imply that: QCD isn’t flavor blind; the

masses of quarks aren't given by the Higgs mechanism. Massless b and c quarks in a color-charged medium would be the simplest way to explain the apparent equality of gluon, light quark and heavy quark suppression indicated by the equality of R_{AA} for π^0 and R_{AA} of direct single- e^\pm in regions where both c and b quarks dominate. Furthermore RHIC and LHC-Ions are the only place in the Universe to test this idea. Nino's idea seems much more reasonable to me than the string theory explanations of heavy-quark suppression (especially since they can't explain light-quark suppression). Nevertheless, just to be safe, I asked some distinguished theorists what they thought, with these results: "Oh, you mean the Higgs field can't penetrate the QGP" (Stan Brodsky); "You mean that the propagation of heavy and light quarks through the medium is the same" (Rob Pisarski); "The Higgs coupling to vector bosons γ , W , Z is specified in the standard model and is a fundamental issue. One big question to be answered by the LHC is whether the Higgs gives mass to fermions or only to gauge bosons. The Yukawa couplings to fermions are put in by hand and are not required" "What sets fermion masses, mixings?" (Chris Quigg-Moriond2008); "No change in the t -quark, W , Higgs mass relationship if there is no Yukawa coupling: but there could be other changes" (Bill Marciano).

Nino proposed to test his idea by shooting a proton beam through a QGP formed in a Pb+Pb collision at the LHC and seeing the proton 'dissolved' by the QGP. My idea is to use the new PHENIX vertex detector, to be installed in 2010, to map out, on an event-by-event basis, the di-hadron correlations from identified b, \bar{b} di-jets, identified c, \bar{c} di-jets, which do not originate from the vertex, and light quark and gluon di-jets, which originate from the vertex and can be measured with π^0 -hadron correlations. These measurements will confirm in detail (or falsify) whether the different flavors of quarks behave as if they have the same mass in a color-charged medium. Depending when the LHC-Ions starts, it is conceivable that ALICE or another LHC experiment with a good vertex detector could beat RHIC to the punch, since this measurement compares the energy loss of light and heavy quarks and may not need p-p comparison data.

If Nino's proposed effect is true, that the masses of fermions are not given by the Higgs, and we can confirm the effect at RHIC or LHC-Ions, this would be a case where Relativistic Heavy Ion Physics may have something unique to contribute at the most fundamental level to the Standard Model—a "transformational discovery." Of course the LHC or Tevatron could falsify this idea by finding the Higgs decay to b, \bar{b} at the expected rate in p-p collisions.

7. Soft physics projections for LHC

Some soft physics issues at LHC are also very interesting to me. Marek Gazdzicki has popularized 3 features from the NA49 results [61] at the CERN SpS fixed target heavy ion program, which he calls 'the kink', 'the horn' and 'the step'. I believe that 'the kink' is certainly correct (Fig. 17a) and has relevance to the LHC program. The 'kink' reflects the fact that the wounded nucleon model (WNM) [63] works only at $\sqrt{s_{NN}} \sim 20$ GeV where it was discovered [64, 65] and fails above and below $\sqrt{s_{NN}} \sim 20$ GeV: wounded projectile nucleons below 20 GeV at mid-rapidity [66]; wounded projectile quarks (AQM) [67], 31 GeV and above [68, 69]. This led me to speculate that maybe the charged-particle multiplicity or sum-transverse energy might be the only quantity to exhibit point-like N_{coll} scaling at LHC energies. However, Wit Busza's prediction for the charged multiplicity per participant pair increased by the same ratio from RHIC to LHC in both A+A and p-p collisions,

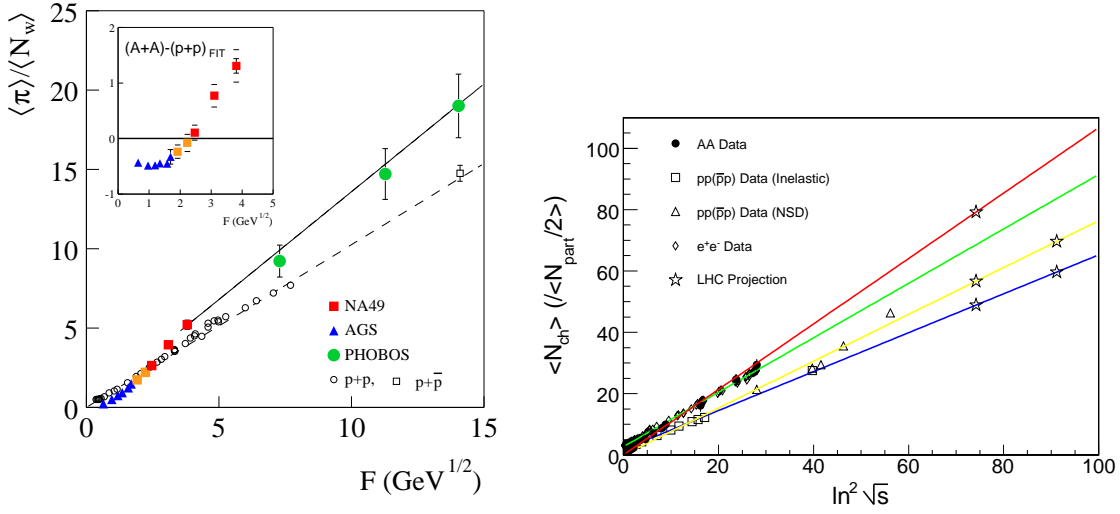


Figure 17: a) (left) Gazdzicki's plot [61] of pions/participant vs. $F = (\sqrt{s_{NN}} - 2m_N)^{3/4} / \sqrt{s_{NN}}^{1/4} \approx \sqrt{s_{NN}}^{1/2}$ in A+A and p+p collisions. b) (right) Wit Busza's prediction for the number of charged particles per participant pair vs. $\ln^2 \sqrt{s}$ (GeV) [62].

which implies that the AQM will still work at the LHC. This makes me think that N_{coll} scaling for soft-processes at LHC is unlikely.

A more interesting soft physics issue for the LHC concerns the possible increase of the anisotropic flow v_2 beyond the 'hydrodynamic limit'. Wit Busza's extrapolation [62] of v_2 to the LHC energy is shown in Fig. 18a, a factor of 1.6 increase from RHIC. A previous paper by NA49 [70]

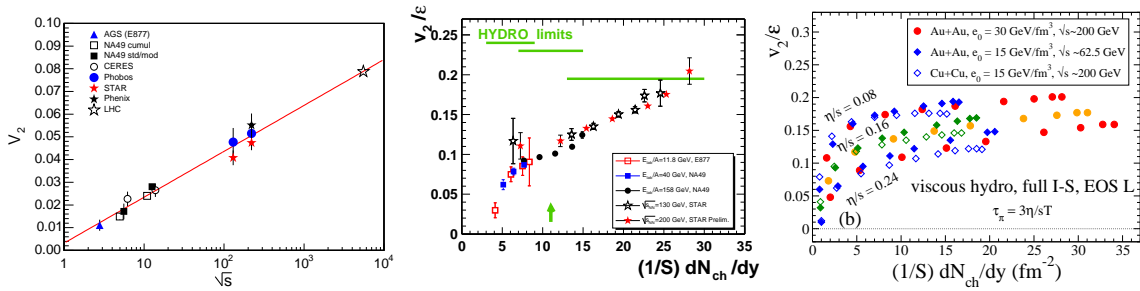


Figure 18: a) (left) Busza's extrapolation of v_2 to LHC [62]. b) (center) v_2/ϵ vs 'Bjorken multiplicity density', $(1/S)dN_{\text{ch}}/dy$ [70]. c) (right) 'Hydro Limit' calculated in viscous Hydrodynamics for several values of the initial energy density e_0 [71].

which compared v_2 measurements from AGS and CERN fixed target experiments to RHIC as a function of the 'Bjorken multiplicity density', $dn_{\text{ch}}/d\eta/S$, where S = is the overlap area of the collision zone, showed an increase in v_2/ϵ from fixed target energies to RHIC leading to a "hydro limit", where ϵ is the eccentricity of the collision zone (Fig. 18b). This limit was confirmed in a recent calculation using viscous relativistic hydrodynamics [71] which showed a clear hydro-limit of $v_2/\epsilon = 0.20$ (Fig. 18c). This limit is sensitive to the ratio of the viscosity/entropy density, the

now famous η/s , but negligibly sensitive to the maximum energy density of the collision, so I assume that this calculation would give a hydro-limit at the LHC not too different from RHIC, $v_2/\epsilon \approx 0.20$. Busza's extrapolation of a factor of 1.6 increase in v_2 from RHIC to LHC combined with v_2/ϵ from Fig. 18b gives $v_2/\epsilon = 0.32$ at LHC. In my opinion this is a measurement which can be done to high precision on the first day of Pb+Pb collisions at the LHC, since it is high rate and needs no p-p comparison data. Personally, I wonder what the hydro aficionados would say if both Heinz and Busza's predictions were correct?

References

- [1] A. Adare, *et al.* (PHENIX), *Phys. Rev. D* **76**, 051106(R) (2007).
- [2] A. Adare, *et al.* (PHENIX), *Phys. Rev. D* **79**, 012003 (2009).
- [3] F. W. Büsser, *et al.*, *Phys. Lett. B* **46**, 471 (1973), see also *Proc. 16th Int. Conf. HEP*, eds. J. D. Jackson and A. Roberts, (NAL, Batavia, IL, 1972) Vol. 3, p. 317.
- [4] M. Banner, *et al.*, *Phys. Lett. B* **44**, 537 (1973).
- [5] B. Alper, *et al.*, *Phys. Lett. B* **44**, 521 (1973).
- [6] S. M. Berman, J. D. Bjorken and J. B. Kogut, *Phys. Rev. D* **4**, 3388 (1971).
- [7] R. Blankenbecler, S. J. Brodsky, J. F. Gunion, *Phys. Lett. B* **42**, 461 (1972).
- [8] R. F. Cahalan, K. A. Geer, J. Kogut and Leonard Susskind, *Phys. Rev. D* **11**, 1199 (1975).
- [9] A. L. S. Angelis, *et al.*, *Phys. Lett. B* **79**, 505 (1978). See also, A. G. Clark, *et al.*, *Phys. Lett. B* **74**, 267 (1978).
- [10] F. W. Büsser, *et al.*, *Nucl. Phys. B* **106**, 1 (1976).
- [11] C. Kourkoumelis, *et al.*, *Phys. Lett. B* **84**, 271 (1979).
- [12] J. F. Owens, E. Reya, M. Glück, *Phys. Rev. D* **18**, 1501 (1978); J. F. Owens and J. D. Kimel, *Phys. Rev. D* **18**, 3313 (1978). Also, see, R. P. Feynman, R. D. Field and G. C. Fox, *Phys. Rev. D* **18**, 3320 (1978).
- [13] T. Åkesson, *et al.*, *Phys. Lett. B* **128**, 354 (1983).
- [14] e.g. for a review, see M. J. Tannenbaum, *Int. J. Mod. Phys. A* **4**, 3377 (1989).
- [15] *Proc. 21st Int'l Conf. HEP*, Paris, 1982, eds P. Petiau, M. Porneuf, *J. Phys. C* **3** (1982): see J. P. Repellin, p. C3-571; also see M. J. Tannenbaum, p. C3-134, G. Wolf, p. C3-525.
- [16] e.g. see M. J. Tannenbaum, PoS(LHC07)004.
- [17] M. Shimomura, *et al.* (PHENIX), *Nucl. Phys. A* **774**, 457 (2006).
- [18] A. Adare, *et al.* (PHENIX Collab.), *Phys. Rev. Lett.* **101**, 162301 (2008).
- [19] I. Vitev, *Phys. Lett. B* **639**, 38–45 (2006), and private communication to Ref. [18].
- [20] See R. Baier, D. Schiff and B. G. Zakharov, *Ann. Rev. Nucl. Part. Sci.* **50**, 37 (2000).
- [21] F. Arleo and D. d'Enterria, *Phys. Rev. D* **78**, 094004 (2008).
- [22] D. d'Enterria, *J. Phys. G* **31**, S491 (2005).
- [23] G. David, *Eur. Phys. J. Special Topics* **155**, 27–36 (2008).

- [24] T. Matsui and H. Satz, *Phys. Lett. B* **178**, 414 (1986).
- [25] A. Adare, *et al.* (PHENIX Collab.), *Phys. Rev. Lett.* **98**, 232301 (2007).
- [26] L. Grandchamp, R. Rapp, and G. E. Brown, *Phys. Rev. Lett.* **92**, 212301 (2004).
- [27] S. S. Adler, *et al.* (PHENIX Collab.), *Phys. Rev. C* **69**, 034910 (2004).
- [28] S. S. Adler, *et al.* (PHENIX Collab.), *PRL* **91**, 172301 (2003).
- [29] S. S. Adler, *et al.* (PHENIX Collab.), *Phys. Rev. C* **69**, 034909 (2004).
- [30] A. Adare, *et al.* (PHENIX Collab.), *Phys. Lett. B* **649**, 359 (2007).
- [31] V. Greco, C. M. Ko and P. Levai, *Phys. Rev. Lett.* **90**, 202302 (2003); R. J. Fries, B. Müller, and C. Nonaka, *ibid*, 202303; R. C. Hwa, *Eur. Phys. J. C* **43**, 233-237 (2005) and references therein.
- [32] S. S. Adler, *et al.* (PHENIX Collab.), *Phys. Rev. C* **71**, 051902(R) (2005).
- [33] S. J. Brodsky and A. Sickles, *Phys. Lett. B* **668**, 111 (2008).
- [34] E. Cuautle and G. Paic, *J. Phys. G* **35**, 075103 (2008).
- [35] K. Adcox, *et al.* (PHENIX Collab.), *Nucl. Phys. A* **757**, 184-283 (2005).
- [36] M. van Leeuwen, *et al.* (STAR Collab.), to appear in *Eur. Phys. J. C*, DOI: 10.1140/epjc/s10052-009-1007-1.
- [37] C. Nattrass, these proceedings.
- [38] Workshop on the Ridge, September 22–24, 2008, Brookhaven National Laboratory, Upton, NY 11973-5000, USA.
- [39] S. Afanasiev, *et al.* (PHENIX Collab.), *Phys. Rev. Lett.* **101**, 082301 (2008).
- [40] A. Adare, *et al.* (PHENIX Collab.), *Phys. Rev. C* **78**, 014901 (2008).
- [41] e.g. see N. P. Samios, *Phys. Rev.* **121**, 275–281 (1961).
- [42] N. M. Kroll and W. Wada, *Phys. Rev.* **98**, 1355–1359 (1955).
- [43] A. Adare, *et al.* (PHENIX Collab.), arXiv:0804.4168v1, *subm. Phys. Rev. Lett.* .
- [44] A. S. Ito, *et al.*, *Phys. Rev. D* **23**, 604–633 (1981).
- [45] H. Fritzsche and P. Minkowski, *Phys. Lett. B* **69**, 316 (1977).
- [46] S. S. Adler *et al.* (PHENIX Collab.), *Phys. Rev. Lett.* **94**, 082301 (2005).
- [47] Thanks to Sasha Milov for the plot of $R_{AA}(p_T)$ for all PHENIX published and preliminary measurements. With the exception of the internal-conversion direct- γ where the fit to the p-p data is used to compute R_{AA} , all the other values of R_{AA} are computed from Eq. 2.1 using the measured Au+Au and p-p data points.
- [48] D. d’Enterria and D. Peressounko, *Eur. Phys. J. C* **46**, 451 (2006).
- [49] H. Paukkunen, K. J. Eskola and C. A. Salgado, arXiv:0903.1956v1.
- [50] A. Adare, *et al.* (PHENIX Collab.), *Phys. Rev. C* **77**, 064907 (2008).
- [51] A. Dainese, C. Loizides and G. Paic, *Eur. Phys. J. C* **38**, 461 (2005); C. Loizides, *ibid*, **49**, 339 (2007).
- [52] R. Baier and D. Schiff, *J. High Energy Phys.* 09 (2006) 059.

- [53] K. J. Eskola, H. Honkanen, C. A. Salgado and U. A. Wiedemann, *Nucl. Phys. A* **747**, 511–529 (2005).
- [54] S. S. Adler, *et al.* (PHENIX Collab.), *Phys. Rev. C* **76**, 034904 (2007).
- [55] S. Afanasiev, *et al.* (PHENIX Collab.), arXiv:0903.4886v1, submitted to *Phys. Rev. C*.
- [56] S. A. Bass, C. Gale, A. Majumder, C. Nonaka, G.-Y. Qin, T. Renk, J. Ruppert, *J. Phys. G* **35**, 104064 (2008); arXiv:0808.0908v3.
- [57] A. Adare, *et al.* (PHENIX Collab.), *Phys. Rev. Lett.* **97**, 252002 (2006).
- [58] M. Cacciari, P. Nason and R. Vogt, *Phys. Rev. Lett.* **95**, 122001 (2005).
- [59] A. Adare, *et al.* (PHENIX Collab.), *Phys. Rev. Lett.* **98**, 172301 (2007).
- [60] e.g. see Ref. [59] for a list of references.
- [61] M. Gazdzicki, *et al.* (NA49 Collab.), *J. Phys. G* **30**, S701 (2004).
- [62] N. Armesto, N. Borghini, S. Jeon, U. A. Wiedemann, *et al.*, *J. Phys. G* **35**, 054001 (2008).
- [63] A. Białas, A. Błeszyński and W. Czyż, *Nucl. Phys. B* **111**, 461 (1976).
- [64] W. Busza, *et al.*, *Phys. Rev. D* **22**, 13 (1980). See also Ref. [65].
- [65] S.P. Sorensen *et al.* (WA80 Collab.), *Z. Phys. C* **38**, 3, 51 (1988); R. Albrecht *et al.* (WA80 Collab.), *Phys. Lett. B* **199**, 297 (1987); *Phys. Rev. C* **44**, 2736 (1991).
- [66] T. Abbott, *et al.* (E802 Collab.), *Phys. Lett. B* **197**, 285 (1987); L.P. Remsberg, M.J. Tannenbaum *et al.* (E802 Collab.), *Z. Phys. C* **38**, 35 (1988)
- [67] A. Białas, W. Czyż and L. Lesniak, *Phys. Rev. D* **25**, 2328 (1982).
- [68] T. Ochiai, *Z. Phys. C* **35**, 209 (1987); *Phys. Lett. B* **206**, 535 (1988), and references therein.
- [69] R. Nouicer, *Eur. Phys. J. C* **49**, 281 (2007); see also B. De and S. Bhattacharyya, *Phys. Rev. C* **71**, 024903 (2005).
- [70] C. Alt, *et al.* (NA49 Collab.), *Phys. Rev. C* **68**, 034903 (2003).
- [71] H. Song and U. Heinz, *Phys. Rev. C* **78**, 024902 (2008).