

**LOCAL STRUCTURES IN POLYHEDRAL MAPS ON SURFACES,
AND PATH TRANSFERABILITY OF GRAPHS**

RYUZO TORII

ABSTRACT. We extend Jendrol' and Skupień's results about the local structure of maps on the 2-sphere: In this paper we show that if a polyhedral map G on a surface \mathbb{M} of Euler characteristic $\chi(\mathbb{M}) \leq 0$ has more than $126|\chi(\mathbb{M})|$ vertices, then G has a vertex with "nearly" non-negative combinatorial curvature. As a corollary of this, we can deduce that path transferability of such graphs are at most 12.

keyword 1. Polyhedral maps, Embedding, Light vertex, Combinatorial curvature, Path transferability

1. INTRODUCTION

In this paper we use standard terminology and notation of graph theory. The graphs discussed here are finite, simple, undirected, and connected. A orientable surface \mathbb{S}_g of genus g is obtained from the sphere by adding g handles. A non-orientable surface \mathbb{N}_q of genus q is obtained from the sphere by adding q crosscaps. The Euler characteristic is defined by

$$\chi(\mathbb{S}_g) = 2 - 2g, \quad \chi(\mathbb{N}_q) = 2 - q.$$

If a graph G is embedded in a surface \mathbb{M} then the connected components of $\mathbb{M} - G$ are called the *faces* of G . If each face is an open disc then the embedding is called a *2-cell embedding*. If G is a 2-cell embedding in a surface \mathbb{M} and each vertex has degree at least three, then G is called a *map* on \mathbb{M} . If in addition, G is 3-connected and the embedding has representativity at least three, then G is called *polyhedral map* in \mathbb{M} (see e.g. [11]). Let us recall that the *representativity* (or face-width) of

Date: November 20, 2018.

a 2-cell embedded graph G in a surface \mathbb{M} is equal to the smallest number k such that \mathbb{M} contains a non-contractible closed curve that intersects the graph G in k points.

The *facial walk* of a face α in a 2-cell embedding is the shortest closed walk that follows the edges in order around the boundary of the face α . The *degree* of a face α is the length of its facial walk. Vertices and faces of degree i are called *i -vertices* and *i -faces*, respectively. A vertex v is said to be an (a_1, a_2, \dots, a_n) -*vertex* if the faces incident with v have degree a_1, a_2, \dots, a_n . An edge e is said to be an (i, j) -*edge* if two vertices incident with e have degree i, j .

If each facial walk of a 2-cell embedding consists of distinct vertices, then the embedding is called *closed 2-cell embedding*. If G is a closed 2-cell embedding and the subgraph of G bounding the faces incident with any vertex is a wheel with ≥ 3 spokes and a possibly subdivided rim, the embedding is called a *wheel-neighborhood embedding*. The following Proposition is due to Negami and Vitray (see [9], [10], [11], [16]).

Proposition 1. *An embedding of a graph is a polyhedral map if and only if it is a wheel-neighborhood embedding.*

By Euler polyhedral formula, a simple planar graph has a vertex of degree ≤ 5 . Local structures of planar graphs are further studied by Jendrol' and Skupień[5]. Local structures of graphs on general surfaces is investigated by several researchers, see [6], [7], [8], [15] etc. In this paper we will show the following by using the Discharging method that is slightly changed from the ones of [5], [6]:

Theorem 2. *Let G be a simple polyhedral map on a surface \mathbb{M} of Euler characteristic $\chi(\mathbb{M}) \leq 0$. If G has more than $126|\chi(\mathbb{M})|$ vertices, then G contains an (a_1, a_2, \dots, a_n) -vertex, where $n = 3, 4, 5, 6$ and (a_1, a_2, \dots, a_n) satisfies one of the lists in Table 1:*

(1) In the case $n = 3$	(2) In the case $n = 4$
$(3, 3, \forall)^\dagger$	$(3, 3, 3, \forall)^\dagger$
$(3, 4, \forall)^\dagger$	$(3, 3, 4, \leq 2518)$
$(3, 5, \forall)^\dagger$	$(3, 3, 5, \leq 2518)$
$(3, 6, \leq 2518)$	$(3, 3, 6, 6)^\dagger$
$(3, 7, \leq 2518)$	$(3, 4, 4, 4)^\dagger$
$(3, 8, \leq 2518)$	$(3, 4, 4, 5)^\dagger$
$(3, 9, \leq 2518)$	$(3, 4, 4, 6)^\dagger$
$(3, 10, \leq 2518)$	$(4, 4, 4, 4)^\dagger$
$(3, 11, \leq 2518)$	
$(3, 12, \leq 2518)$	(3) In the case $n = 5$
$(4, 4, \forall)^\dagger$	$(3, 3, 3, 3, 3)^\dagger$
$(4, 5, \leq 2518)$	$(3, 3, 3, 3, 4)^\dagger$
$(4, 6, \leq 2518)$	$(3, 3, 3, 3, 5)^\dagger$
$(4, 7, \leq 2518)$	$(3, 3, 3, 3, 6)^\dagger$
$(4, 8, \leq 2518)$	$(3, 3, 3, 4, 4)^\dagger$
$(5, 5, \leq 2518)$	
$(5, 6, \leq 2518)$	(4) In the case $n = 6$
$(6, 6, 6)^\dagger$	$(3, 3, 3, 3, 3, 3)^\dagger$

TABLE 1. Local structure in polyhedral map with sufficient large vertices

Such i -vertices, $i = 3, 4, 5, 6$, are called *light* vertices in G . After Section 4, these vertices are also called the ones with nearly non-negative curvature.

On the other hand, path transferability is introduced in [13]: We consider a path as an ordered sequence of distinct vertices with a head and a tail. Given a path, a *transfer-move* is to remove the tail and add a vertex at the head. A graph is *n -path-transferable* if any path with length n can be transformed into any other such path by a sequence of transfer-moves. The maximum number n for which G is n -path-transferable is called the *path transferability* of G . The author in [14] showed the following result for planar graphs.

Theorem 3 ([14]). *Path transferability of a simple planar graph with minimum degree ≥ 3 is at most 10.*

For graphs on general surfaces, we will show the following result.

Main Theorem. If a polyhedral map G on a surface \mathbb{M} of Euler characteristic $\chi(\mathbb{M}) \leq 0$ has more than $126|\chi(\mathbb{M})|$ vertices, then path transferability of G is at most 12.

2. PROOF OF THEOREM 2

Let G be a counterexample with n vertices. We consider only 2-cell embeddings of graphs. Hence Euler's formula implies:

$$\sum_{v \in V(G)} (2\deg(v) - 6) + \sum_{\alpha \in F(G)} (\deg(\alpha) - 6) = 6|\chi(\mathbb{M})|$$

because $\chi(\mathbb{M}) \leq 0$.

In the following we use the Discharging method. We assign to each vertex v the charge $c(v) = 2\deg(v) - 6$ and to each face α the charge $c(\alpha) = \deg(\alpha) - 6$. These charges of the vertices and faces will be locally redistributed to charges $c^*(v)$ and $c^*(\alpha)$, respectively, by the following rules. We first apply Rule **A1** - 4, and next apply Rule **B**. An edge e is called *weak* or *semi-weak* if two or exactly one of its endvertices are of degree 3, respectively. A face of G is called *minor* if its degree is at most 5, and is called *major* if its degree is at least 7.

Rule A1.

Suppose that α is a face of G incident with a vertex v , and that $\deg(\alpha) \leq 5$, $\deg(v) \geq 4$. Then v sends to α the following charge:

- 1 if $\deg(\alpha) = 3$,
- $\frac{1}{2}$ if $\deg(\alpha) = 4$,
- $\frac{1}{5}$ if $\deg(\alpha) = 5$.

Rule A2.

Every k -vertex, $k \geq 4$, which has at least one 3-face and at least two 6-faces sends additional charge $\frac{1}{10}$ to each 3-face after Rule A1.

Rule A3.

Suppose that e is a common edge of adjacent faces α and α' of G , and that

$\deg(\alpha) \leq 5$, $\deg(\alpha') \geq 7$. If e is an weak edge, then α' sends to α the following charge:

	$\deg(\alpha) = 3$	4	5
$\deg(\alpha') = 7, 8$	$\frac{1}{5}$	$\frac{1}{5}$	$\frac{1}{5}$
$= 9, 10, 11, 12$	$\frac{1}{2}$	$\frac{1}{2}$	$\frac{1}{5}$
$= 13, \dots, 2518$	1	$\frac{1}{2}$	$\frac{1}{5}$
≥ 2519	$\frac{19}{10}$	1	$\frac{2}{5}$

If e is a semi-weak edge, then α' sends to α the following charge.

	$\deg(\alpha) = 3$	4	5
$\deg(\alpha') = 7, 8$	$\frac{1}{10}$	$\frac{1}{10}$	$\frac{1}{10}$
$= 9, 10, 11, 12$	$\frac{1}{4}$	$\frac{1}{4}$	$\frac{1}{10}$
$= 13, \dots, 2518$	$\frac{1}{2}$	$\frac{1}{4}$	$\frac{1}{10}$
≥ 2519	1	$\frac{1}{2}$	$\frac{1}{5}$

Rule A4.

Every k -face, $k \geq 2519$, supplies the charge $\frac{1}{2}$, $\frac{1}{5}$ to each incident $(3, 3, 4, k)$ -, $(3, 3, 5, k)$ -vertices, respectively.

Lemma 4. *After applying Rule A1 – 4 to each vertex v and each face α , the new charge $c^*(v)$ and $c^*(\alpha)$ are*

$$c^*(v) \geq 0,$$

$$c^*(\alpha) \geq \begin{cases} 0 & \text{if } d = 3, 4, 5, 6, \\ \frac{2}{5}, \frac{6}{5}, 1, \frac{3}{2}, \frac{5}{2}, 3 & \text{if } d = 7, 8, 9, 10, 11, 12, \\ \frac{1}{21}d & \text{if } d \geq 13, \end{cases}$$

here $d = \deg(\alpha)$.

Proof. We consider several cases.

Case 1. Let v be a k -vertex, $k \geq 3$. Then $c(v) = 2k - 6$.

1-1: $k = 3$. Then $c^*(v) = c(v) = 0$.

1-2: $k = 4$. This 4-vertex v corresponds to one of the following types: $(3, 3, 4, \geq 2519)$, $(3, 3, 5, \geq 2519)$, $(3, 3, \geq 6, \geq 7)$, $(3, 4, 4, \geq 7)$, $(3, \geq 4, \geq 5, \geq 5)$, $(\geq 4, \geq 4, \geq 4, \geq 5)$ since G is a counterexample. For the first type $(3, 3, 4, \geq 2519)$, $c^*(v) = c(v) - (1 \times 2 + \frac{1}{2}) + \frac{1}{2} = 0$ by **Rule A4**. For the second type $c^*(v) = 0$ similarly. If this vertex has the type $(3, 6, 6, i)$, $i \geq 4$, then $c^*(v) \geq c(v) - (1 + \frac{1}{2} + \frac{1}{10}) = \frac{2}{5} \geq 0$ by **Rule A2**. For the other cases we can deduce that $c^*(v) \geq 0$.

1-3: $k = 5$. Then v corresponds to one of the following types: $(3, 3, 3, 3, \geq 7)$, $(3, 3, 3, \geq 4, \geq 5)$, $(\geq 3, \geq 3, \geq 4, \geq 4, \geq 4)$. For the first type $c^*(v) = c(v) - 1 \times 4 = 0$, and for the second type $c^*(v) \geq c(v) - (1 + 1 + 1 + \frac{1}{2} + \frac{1}{5}) = \frac{3}{10} \geq 0$. For the third type $c^*(v) = c(v) - (1 + 1 + \frac{1}{2} + \frac{1}{2} + \frac{1}{2}) = \frac{1}{2} \geq 0$.

1-4: $k = 6$. Then v has the type $(\geq 3, \geq 3, \geq 3, \geq 3, \geq 3, \geq 4)$, and $c^*(v) \geq c(v) - (1 \times 5 + \frac{1}{2}) = \frac{1}{2} \geq 0$.

1-5: $k \geq 7$. The charge transferred from v is maximized when all incident faces of v are of degree 3 or when all incident faces except two 6-faces are of degree 3. Therefore $c^*(v) \geq c(v) - \max\{1 \times k; (1 + \frac{1}{10}) \times (k - 2)\} = \min\{k - 6; \frac{1}{10}(9k - 38)\} \geq 0$.

Case 2. Let α be a k -face, $k \geq 3$. Then $c(\alpha) = k - 6$.

2-1: $k = 3$. Let x_1, x_2, x_3 be the three vertices of α , and $\beta_1, \beta_2, \beta_3$ the three adjacent faces such that they have x_1x_2, x_2x_3, x_3x_1 in common with α , respectively.

[a] We first assume that all of x_1, x_2, x_3 are of degree 3. One of the followings holds; [1] all of $\beta_1, \beta_2, \beta_3$ are of degree ≥ 13 ; or [2] two of $\beta_1, \beta_2, \beta_3$ are of degree ≥ 2519 . Anyway $c^*(\alpha) \geq c(\alpha) + \min\{1 \times 3; \frac{19}{10} \times 2\} \geq 0$.

[b] We next assume that exactly one of x_1, x_2, x_3 has degree ≥ 4 . Without loss of generality, let $\deg(x_1) \geq 4$ and $\deg(x_2) = \deg(x_3) = 3$. We further assume that $\deg(\beta_1) = 6$. Then $\deg(\beta_2) \geq 2519$ because x_2 is not $(3, 6, \leq 2518)$ -vertex. If $\deg(\beta_3) = 6$, then $c^*(\alpha) = c(\alpha) + (1 + \frac{1}{10}) + \frac{19}{10} = 0$ by **Rule A2**, therefore we set $\deg(\beta_3) \geq 7$. The face β_3 sends to α the charge $\geq \frac{1}{10}$, hence $c^*(\alpha) \geq c(\alpha) + 1 + (\frac{19}{10} + \frac{1}{10}) = 0$. We thus assume that $\deg(\beta_1) \geq 7$. We similarly deduce that $\deg(\beta_3) \geq 7$ by its symmetry. If one of β_1, β_3 has degree ≤ 12 , then $\deg(\beta_2) \geq 2519$, and then $c^*(\alpha) \geq c(\alpha) + 1 + (\frac{1}{10} \times 2 + \frac{19}{10}) \geq 0$. Therefore both β_1 and β_3 are of degree ≥ 13 . If β_2 has degree ≤ 12 , then β_1 and β_3 are of degree ≥ 2519 , and then $c^*(\alpha) \geq c(\alpha) + 1 + 1 \times 2 = 0$. Hence β_2 has degree ≥ 13 , and then $c^*(\alpha) \geq c(\alpha) + 1 + (\frac{1}{2} \times 2 + 1) = 0$.

[c] We assume that exactly two of x_1, x_2, x_3 have degree ≥ 4 . Let $\deg(x_1) \geq 4$, $\deg(x_2) \geq 4$, and $\deg(x_3) = 3$. If one of the face β_2, β_3 has degree ≤ 12 , then the other face has degree ≥ 2519 , and then $c^*(\alpha) \geq c(\alpha) + 1 \times 2 + 1 = 0$. Therefore both β_2 and β_3 are of degree ≥ 13 , and $c^*(\alpha) \geq c(\alpha) + 1 \times 2 + (\frac{1}{2} \times 2) = 0$.

[d] We finally assume that x_1, x_2, x_3 have degree ≥ 4 . Then $c^*(\alpha) \geq c(\alpha) + 1 \times 3 = 0$.

2-2: $k = 4$. Let x_1, x_2, x_3, x_4 be the four vertices of α in a natural circular ordering, and $\beta_1, \beta_2, \beta_3, \beta_4$ the adjacent faces such that they have $x_1x_2, x_2x_3, x_3x_4, x_4x_1$ in common with α , respectively.

[a] We assume that all of x_1, x_2, x_3, x_4 are of degree 3. Then [1] all of $\beta_1, \beta_2, \beta_3, \beta_4$ are of degree ≥ 9 ; or [2] at least two of the four faces are of degree ≥ 2519 . Therefore $c^*(\alpha) \geq c(\alpha) + \min\{1 \times 2; \frac{1}{2} \times 4\} = 0$.

[b] We next assume that exactly one of x_1, x_2, x_3, x_4 are of degree ≥ 4 . Let $\deg(x_1) \geq 4$ and $\deg(x_2) = \deg(x_3) = \deg(x_4) = 3$. If $\deg(\beta_2) \leq 8$, then β_1 and β_3 are of degree ≥ 2519 , and then $c^*(\alpha) \geq c(\alpha) + \frac{1}{2} + (\frac{1}{2} + 1) = 0$. Therefore $\deg(\beta_2) \geq 9$, and similarly $\deg(\beta_3) \geq 9$ by its symmetry. If $\deg(\beta_1) \leq 8$, then β_2 has degree ≥ 2519 , and then $c^*(\alpha) \geq c(\alpha) + \frac{1}{2} + (1 + \frac{1}{2}) = 0$. We thus conclude

that $\deg(\beta_1) \geq 9$, and that $\deg(\beta_4) \geq 9$ in the same way. Hence all of $\beta_1, \beta_2, \beta_3, \beta_4$ have degree ≥ 9 , and $c^*(\alpha) \geq c(\alpha) + \frac{1}{2} + (\frac{1}{2} \times 2 + \frac{1}{4} \times 2) = 0$.

[c] We assume that consecutive two vertices of x_1, x_2, x_3, x_4 are of degree ≥ 4 . Let $\deg(x_1) \geq 4$, $\deg(x_2) \geq 4$, and $\deg(x_3) = \deg(x_4) = 3$. If $\deg(\beta_3) \leq 8$, then β_2 and β_4 are of degree ≥ 2519 , and then $c^*(\alpha) \geq c(\alpha) + (\frac{1}{2} \times 2) + (\frac{1}{2} \times 2) = 0$. Therefore $\deg(\beta_3) \geq 9$. If $\deg(\beta_2) \leq 8$, then β_3 has degree ≥ 2519 , and then $c^*(\alpha) \geq c(\alpha) + (\frac{1}{2} \times 2) + 1 = 0$. Hence $\deg(\beta_2) \geq 9$, and similarly $\deg(\beta_4) \geq 9$. Then $c^*(\alpha) \geq c(\alpha) + (\frac{1}{2} \times 2) + (\frac{1}{2} + \frac{1}{4} \times 2) = 0$.

[d] We assume that opposite two vertices of x_1, x_2, x_3, x_4 are of degree ≥ 4 . Let $\deg(x_1) \geq 4$, $\deg(x_3) \geq 4$, and $\deg(x_2) = \deg(x_4) = 3$. Then one of the following holds; [1] both of β_1, β_2 have degree ≥ 9 ; [2] one of β_1, β_2 has degree ≥ 2519 . Therefore the sum of the charge sent from these two faces is at least $\frac{1}{2}$. The two faces β_3, β_4 similarly send to α the charge at least $\frac{1}{2}$. Hence $c^*(\alpha) \geq c(\alpha) + (\frac{1}{2} \times 2) + (\frac{1}{2} \times 2) = 0$.

[e] We assume that three vertices of x_1, x_2, x_3, x_4 are of degree ≥ 4 . Let $\deg(x_1) \geq 4$, $\deg(x_2) \geq 4$, $\deg(x_3) \geq 4$, and $\deg(x_4) = 3$. Then [1] both of β_3, β_4 have degree ≥ 9 , or [2] one of them has degree ≥ 2519 . Therefore $c^*(\alpha) \geq c(\alpha) + (\frac{1}{2} \times 3) + \frac{1}{2} = 0$.

[f] We finally assume that all of x_1, x_2, x_3, x_4 are of degree ≥ 4 . Then $c^*(\alpha) \geq c(\alpha) + \frac{1}{2} \times 4 = 0$.

2-3: $k = 5$. Let x_1, \dots, x_5 be the vertices of α , and β_1, \dots, β_5 the faces, similarly as in the previous cases.

[a] We assume that all of x_1, \dots, x_5 are of degree 3. Then at most two of β_1, \dots, β_5 are 5-, 6-faces. If two of them, say β_1, β_3 , are 5-, 6-faces, then the other three faces have degree ≥ 2519 , and then $c^*(\alpha) \geq c(\alpha) + \frac{2}{5} \times 3 \geq 0$. If exactly one of them, say β_1 , is 5-, 6-faces, then its neighboring faces β_2, β_5 are of degree ≥ 2519 and the other two faces β_3, β_4 are of degree ≥ 7 , and then $c^*(\alpha) \geq c(\alpha) + \frac{2}{5} \times 2 + \frac{1}{5} \times 2 \geq 0$. Hence all five faces are of degree ≥ 7 , and then $c^*(\alpha) \geq c(\alpha) + \frac{1}{5} \times 5 = 0$.

[b] We assume that one of the five vertices, say x_1 , has degree ≥ 4 . If $\deg(\beta_3) = 5, 6$, then its neighboring faces β_2, β_4 have degree ≥ 2519 , and then $c^*(\alpha) \geq c(\alpha) + \frac{1}{5} + \frac{2}{5} \times 2 = 0$. Thus $\deg(\beta_3) \geq 7$. One of the followings holds; [1] both of β_4, β_5 have degree ≥ 7 ; or [2] one of β_4, β_5 has degree ≥ 2519 . The sum of the charge sent from these two faces is at least $\frac{1}{5}$ in either case. If $\deg(\beta_2) = 5, 6$, then β_1 and β_3 have degree ≥ 2519 , and then $c^*(\alpha) \geq c(\alpha) + \frac{1}{5} + (\frac{1}{5} + \frac{2}{5} + \frac{1}{5}) = 0$. Thus $\deg(\beta_2) \geq 7$. If $\deg(\beta_1) = 5, 6$, then β_2 has degree ≥ 2519 , and then $c^*(\alpha) \geq c(\alpha) + \frac{1}{5} + (\frac{2}{5} + \frac{1}{5} + \frac{1}{5}) = 0$. Thus $\deg(\beta_1) \geq 7$. We can similarly deduce that $\deg(\beta_4) \geq 7, \deg(\beta_5) \geq 7$, therefore $c^*(\alpha) \geq c(\alpha) + \frac{1}{5} + (\frac{1}{5} \times 3 + \frac{1}{10} \times 2) = 0$.

[c] We assume that consecutive two vertices of x_1, \dots, x_5 are of degree ≥ 4 . Let $\deg(x_1) \geq 4, \deg(x_2) \geq 4$, and $\deg(x_3) = \deg(x_4) = \deg(x_5) = 3$. If $\deg(\beta_3) = 5, 6$, then β_2 and β_4 are of degree ≥ 2519 , and then $c^*(\alpha) \geq 0$. Therefore $\deg(\beta_3) \geq 7$, and similarly $\deg(\beta_4) \geq 7$. If $\deg(\beta_2) = 5, 6$, then β_3 is of degree ≥ 2519 , and then $c^*(\alpha) \geq 0$. Therefore $\deg(\beta_2) \geq 7$ and $\deg(\beta_5) \geq 7$ are similarly deduced. And then $c^*(\alpha) \geq c(\alpha) + \frac{1}{5} \times 2 + (\frac{1}{5} \times 2 + \frac{1}{10} \times 2) = 0$. The other case that non-consecutive two vertices of x_1, \dots, x_5 are of degree ≥ 4 is similar.

[d] We can treat the remaining cases that three, four or five vertices of x_1, \dots, x_5 are of degree ≥ 4 as well as above cases, and can deduce that $c^*(\alpha) \geq 0$.

2-4: $k = 6$. Then $c^*(\alpha) = c(\alpha) = 0$.

2-5: $k = 7, 8$. The transfer from α is possible along $(3, k)$ -, $(4, k)$ -, $(5, k)$ -edges which are weak or semi-weak. Since there are no consecutive two such edges which are weak, and since there are no consecutive three such edges which are semi-weak, $c^*(\alpha) \geq c(\alpha) - \frac{1}{5} \times 3 = \frac{2}{5}$ if $k = 7$, and $c^*(\alpha) \geq c(\alpha) - \frac{1}{5} \times 4 = \frac{6}{5}$ if $k = 8$.

2-6: $9 \leq k \leq 12$. we can similarly deduce that $c^*(\alpha) \geq c(\alpha) - \frac{1}{2} \times \lfloor \frac{k}{2} \rfloor$. This value is $1, \frac{3}{2}, \frac{5}{2}, 3$ for $k = 9, 10, 11, 12$, respectively.

2-7: $13 \leq k \leq 2518$. Then $c^*(\alpha) \geq c(\alpha) - 1 \times \lfloor \frac{k}{2} \rfloor = (k-6) - \lfloor \frac{k}{2} \rfloor$, and this value is not less than $\frac{1}{21}k$ when $13 \leq k \leq 2518$.

2-8: $k \geq 2519$. The transfer from α is possible along $(3, k)$ -, $(4, k)$ -, $(5, k)$ -edges which are weak or semi-weak. We notice that there are no consecutive two (resp. consecutive three) $(3, k)$ -edges which are weak (resp. semi-weak), and that there are no consecutive $(4, k)$ -edges which are weak. Therefore the transfer from α is maximized when [1] every other edges on α are weak $(3, k)$ -edges and k is even; [2] except two consecutive $(3, k)$ -edges which are incident with a $(3, 3, 4, k)$ -vertex on α , every other edges on α are weak $(3, k)$ -edges and k is odd. If k is even, $c^*(\alpha) \geq c(\alpha) - \frac{19}{10} \times \frac{k}{2} = \frac{1}{20}k - 6 \geq \frac{1}{21}k$ because $k \geq 2520$. If k is odd, $c^*(\alpha) \geq c(\alpha) - (\frac{19}{10} \times \frac{k-3}{2} + 2 + \frac{1}{2}) = \frac{1}{20}k - 6 + \frac{7}{20} > \frac{1}{21}k$ because $k \geq 2519$.

As a consequence, we establish Lemma 4. □

Rule B.

Each major faces α sends its charge $c^*(\alpha)$ equally to its incident vertices.

We notice that each major face sends at least $\frac{1}{21}$ charge to its incident vertices because $\min\{\frac{2}{5} \times \frac{1}{7}; \frac{6}{5} \times \frac{1}{8}; 1 \times \frac{1}{9}; \frac{3}{2} \times \frac{1}{10}; \frac{5}{2} \times \frac{1}{11}; 3 \times \frac{1}{12}; \frac{1}{21}k \times \frac{1}{k}\} = \frac{1}{21}$.

Lemma 5. *After applying Rule B, we have the new charge $c^{**}(v)$:*

$$c^{**}(v) \geq \frac{1}{21} \text{ for all vertices } v \in V(G).$$

Proof. Let v be a k -vertex, $k \geq 3$.

We first assume that $k = 3$. Since G is a counterexample, this vertex v corresponds to one of the following types: $(3, i, \geq 2519)$; $i = 6, \dots, 12$, $(3, \geq 13, \geq 13)$, $(4, j, \geq 2519)$; $j = 5, \dots, 8$, $(4, \geq 9, \geq 9)$, $(5, 5, \geq 2519)$, $(5, 6, \geq 2519)$, $(5, \geq 7, \geq 7)$, $(\geq 6, \geq 6, \geq 7)$. In each case, v is incident with at least one major face, therefore

$$c^{**}(v) \geq \frac{1}{21}.$$

We next assume that $k = 4$. This vertex is one of the following types: $(3, 3, 4, \geq 2519)$; $(3, 3, 5, \geq 2519)$; $(3, 3, \geq 6, \geq 7)$; $(3, 4, 4, \geq 7)$; $(3, \geq 4, \geq 5, \geq 5)$; $(\geq 4, \geq 4, \geq 4, \geq 5)$. If v has the type $(3, i, 6, 6)$ as in Rule **A2**, then $c^{**}(v) \geq c(v) - (1 + \frac{1}{10} + \frac{1}{2}) = \frac{2}{5} \geq \frac{1}{21}$. If v has the type $(3, \geq 4, \geq 5, \geq 5)$, then the charge of v is still remained, i.e., $c^{**}(v) \geq c^*(v) \geq c(v) - (1 + \frac{1}{2} + \frac{1}{5} + \frac{1}{5}) = \frac{1}{10} \geq \frac{1}{21}$. If v has the type $(\geq 4, \geq 4, \geq 4, \geq 5)$, then similarly $c^{**}(v) \geq c(v) - (\frac{1}{2} + \frac{1}{2} + \frac{1}{2} + \frac{1}{5}) = \frac{3}{10} \geq \frac{1}{21}$. For the other cases, v is incident with at least one major face, and $c^{**}(v) \geq \frac{1}{21}$.

We set $k = 5$. This vertex is one of the following types: $(3, 3, 3, 3, \geq 7)$, $(3, 3, 3, \geq 4, \geq 5)$, $(\geq 3, \geq 3, \geq 4, \geq 4, \geq 4)$. If v is a $(3, 3, 3, 3, \geq 7)$ -vertex, then $c^{**}(v) \geq c^*(v) + \frac{1}{21} \times 1 = \frac{1}{21}$. If v is a $(3, 3, 3, 6, 6)$ -vertex, then $c^{**}(v) = c(v) - (1 + \frac{1}{10}) \times 3 = 4 - \frac{33}{10} \geq \frac{1}{21}$. For the other cases, we observe that the charge of v is still remained, and $c^{**}(v) \geq \frac{1}{21}$.

We set $k \geq 6$. This vertex v has the type $(\geq 3, \geq 3, \geq 3, \geq 3, \geq 3, \geq 4)$ if $k = 6$. In any case, the charge of v is still remained after applying Rule **A1** – 4, and we can deduce that $c^{**}(v) \geq \frac{1}{21}$. \square

Euler's formula together with Lemma 5 and the hypothesis $n > 126|\chi(\mathbb{M})|$ yields

$$\begin{aligned} 6|\chi(\mathbb{M})| &= \sum_{v \in V(G)} c(v) + \sum_{\alpha \in F(G)} c(\alpha) = \sum_{v \in V(G)} c^{**}(v) + \sum_{\alpha \in F(G)} c^{**}(\alpha) \\ &\geq \sum_{v \in V(G)} c^{**}(v) \geq \frac{1}{21}n > 6|\chi(\mathbb{M})|, \end{aligned}$$

a contradiction. This completes the proof of Theorem 2.

3. PATH TRANSFERABILITY OF GRAPHS ON SURFACES

In this section we treat path transferability of graphs on general surfaces. We first prepare several notations: A *path* consists of distinct vertices v_0, v_1, \dots, v_n and edges $v_0v_1, v_1v_2, \dots, v_{n-1}v_n$. Through this paper we assume that each path has a direction. The reverse path of P is denoted by P^{-1} . The number of edges in a path P is called its *length*, and a path of length n is called an *n -path*. The last(resp. first) vertex of a path P in its direction is called the *head* (resp. *tail*) of P and is denoted by $h(P)$ (resp. $t(P)$); for $P = \langle v_0v_1 \cdots v_{n-1}v_n \rangle$, we set $h(P) = v_n$ and $t(P) = v_0$. The set of all inner vertices of P , the vertices that are neither the head nor the tail, is denoted by $Inn(P)$.

We are interested in the movement of a path along a graph, which seems as a “train” moving on the graph: Let P be an n -path. If $h(P)$ has a neighboring vertex $v \notin Inn(P)$, then we have a new n -path P' by removing the vertex $t(P)$ from P and adding v to P as its new head. We say that P take a *step* to v , and denote it by $P \xrightarrow{v} P'$ (or briefly $P \rightarrow P'$). If there is a sequence of n -paths $P \rightarrow \cdots \rightarrow Q$, then we say that P *can transfer (or move) to* Q , and denote it by $P \dashrightarrow Q$. A graph G is called *n -path-transferable* or *n -transferable* if G has at least one n -path and if $P \dashrightarrow Q$ for any pair of directed n -paths P, Q in G . The maximum number n for which G is n -path-transferable is called the *path transferability* of G . The following result says that for a fixed surface the number of polyhedral maps whose path transferability are more than 12 is finite:

Main Theorem. If a polyhedral map G on a surface \mathbb{M} of Euler characteristic $\chi(\mathbb{M}) \leq 0$ has more than $126|\chi(\mathbb{M})|$ vertices, then path transferability of G is at most 12.

Proof. Let G be a graph as above. By Theorem 2, G contains one of the light vertices in Table 1. We assume that such a vertex has the type $(3, 12, \leq 2518)$. Then we can find a path of length 13 which cannot move any longer (see Fig.1), therefore path transferability of G is at most 12. For the other types, we can

similarly find clogged paths of length ≤ 12 around the light vertices. Hence path transferability of G is at most 12. \square

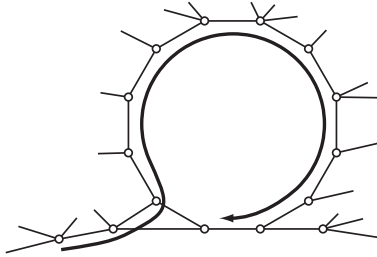


FIGURE 1. A path clogged around a light vertex $(3, 12, \leq 2518)$.

Let G be a polyhedral map on a surface whose faces are of degree 6, and G^Δ the truncated graph of G . This graph G^Δ has path transferability 12, thus the value 12 in this theorem is best possible (see Fig.2).




FIGURE 2. Paths of length twelve can move from one to another in this graph.

4. COMBINATORIAL CURVATURE

By considering the graphs in Fig.3, we can see that the several types in Table 1 is in some sense tight; we cannot remove the types (a_1, a_2, \dots, a_n) with \dagger mark from the list. On the other hand, Higuchi [4] studied the *combinatorial curvature*, introduced by Gromov [3], that is defined as

$$\Phi(v) = 1 - \frac{\deg(v)}{2} + \sum_{\alpha \in F(v)} \frac{1}{\deg(\alpha)},$$

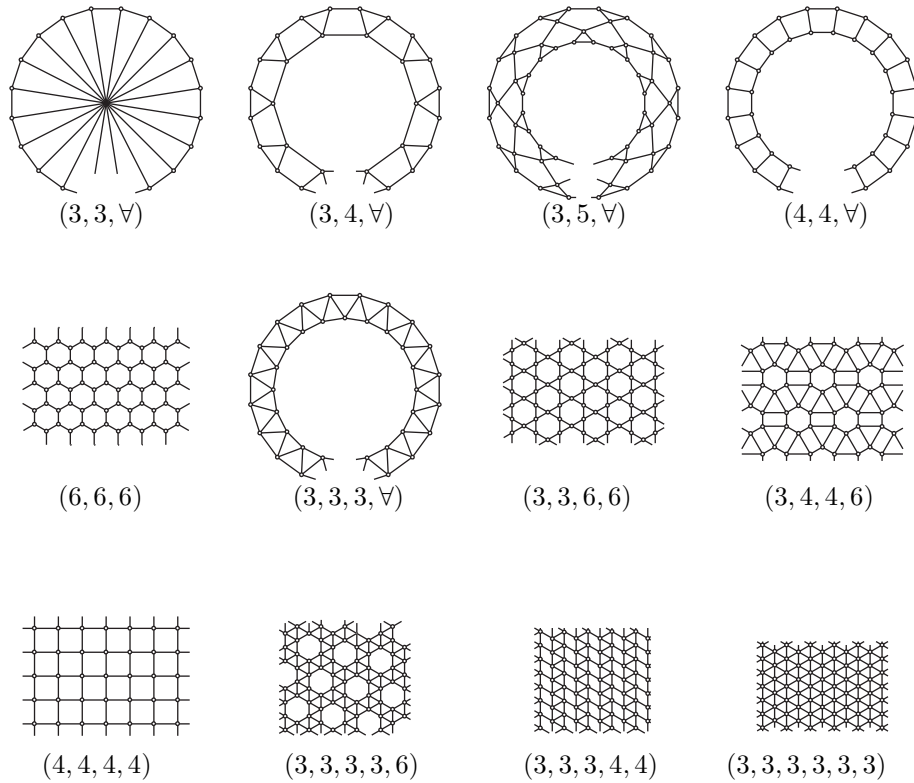


FIGURE 3. Light vertices which cannot remove from Table 1.

where $F(v)$ is the set of faces incident with a vertex v . Higuchi conjectured the following:

Conjecture 1 (Higuchi). Let G be a finite or infinite planar graph. If $\Phi(v) > 0$ for all $v \in V(G)$, then G has finite number of vertices.

This conjecture was partly confirmed by Higuchi himself [4] for some special cases, and by Sun and Yu [12] for the case of 3-regular graphs. The conjecture is fully solved by Devos and Mohar [2] by establishing a Gauss-Bonnet inequality on polygonal surface. B. Chen and G. Chen [1] further investigated this study.

We will expect the following for a polyhedral map on a fix surface:

Conjecture 2. Let G be a simple polyhedral map on a surface \mathbb{M} of Euler characteristic $\chi(\mathbb{M}) \leq 0$. There exists a constant number $c_{\mathbb{M}}$ for each \mathbb{M} such that G contains a vertex v with $\Phi(v) \geq 0$ if $|V(G)| > c_{\mathbb{M}}|\chi(\mathbb{M})|$.

This means that there exists a vertex whose surrounding area looks convex or flat if a polyhedral map has sufficiently large number of vertices. From the aspect of the combinatorial curvature, the upper bound 2518 in Table 1 will be expected to improve as $(3, 7, \leq 42)$, $(3, 8, \leq 24)$, $(3, 9, \leq 18)$, $(3, 10, \leq 15)$, $(3, 11, \leq 13)$, $(3, 12, 12)$, $(4, 5, \leq 20)$, $(4, 6, \leq 12)$, $(4, 7, \leq 9)$, $(4, 8, 8)$, $(5, 5, \leq 10)$, $(5, 6, \leq 7)$, $(3, 3, 4, \leq 12)$, $(3, 3, 5, \leq 7)$, respectively, for some number $c_{\mathbb{M}}$.

REFERENCES

- [1] Chen, B., Chen, G.: Gauss-Bonnet formula, finiteness condition, and characterizations of graphs embedded in surfaces. *Graphs Combin.* **24**, no. 3, 159-183 (2008)
- [2] DeVos, M., Mohar, B.: An analogue of the Descartes-Euler formula for infinite graphs and Higuchi's conjecture. *Trans. Amer. Math. Soc.* **359**, no. 7, 3287-3300 (2007)
- [3] Gromov, M.: Hyperbolic groups, *Essays in group theory*, S. M. Gersten (Editor), M.S.R.I. Publ. 8, Springer, Newyork, 75-263 (1987)
- [4] Higuchi, Yu.: Combinatorial curvature for planar graphs. *J. Graph Theory* **38**, no. 4, 220-229 (2001)
- [5] Jendrol', S., Skupień, Z.: Local structures in plane maps and distance colourings. *Discrete Math.* **236**, 167-177 (2001)
- [6] Jendrol', S., Tuhársky, M., Voss, H.: A Kotzig type theorem for large maps on surfaces. *Tatra Mt. Math. Publ.* **27**, 153-162 (2003)
- [7] Jendrol', S., Voss, H.: Light subgraphs of order at most 3 in large maps of minimum degree 5 on compact 2-manifolds. *European J. Combin.* **26**, no. 3-4, 457-471 (2005)
- [8] Kotzig, A.: Contribution to the theory of Eulerian polyhedra. *Math. Slovaca* **5**, 101-113 (1955)
- [9] Mohar, B., Thomassen, C.: *Graphs on surfaces*, Johns Hopkins University Press, Baltimore, (2001)
- [10] Negami, S.: Re-embedding of projective planar graphs. *J. Comb. Theory, Ser.B* **44**, 276-299 (1988)
- [11] Robertson, N., Vitray, R.: Representativity of surface embeddings, *Paths, flows, and VLSI-Layout*, B. Korte (Editor), *Algorithms and Combinatorics 9*, Springer, Berlin, 293-328 (1990)

- [12] Sun, L., Yu, X.: Positively curved cubic plane graphs are finite. *J. Graph Theory* **47**, no. 4, 241-274 (2004)
- [13] Torii, R.: Path transferability of graphs, *Discrete Math.* **308**, 3782-3804 (2008)
- [14] Torii, R.: Path transferability of planar graphs., submitted.
- [15] Tuhářsky, M.: Light stars in large polyhedral maps on surfaces. *Discrete Math.* **307**, no. 7-8, 1001-1012 (2007)
- [16] Vitray, R.: Representativity and flexibility of drawings of graphs on the projective plane. Ph. D. Thesis, Ohio State University (1987)

DEPARTMENT OF MATHEMATICS, SCHOOL OF EDUCATION, WASEDA UNIVERSITY, NISHI-WASEDA
1-6-1, SHIN'JUKU-KU TOKYO 169-8050, JAPAN

E-mail address: `torii@toki.waseda.jp`