

Standard Model Predictions for the Muon $(g - 2)/2$

S. Eidelman^{a*}

^aBudker Institute of Nuclear Physics,
11 Lavrentyev St.,
630090 Novosibirsk, Russia

The current status of the Standard Model predictions for the muon anomalous magnetic moment is described. Various contributions expected in the Standard Model are discussed. After the reevaluation of the leading-order hadronic term based on the new e^+e^- data, the theoretical prediction is more than three standard deviations lower than the experimental value.

1. Introduction

For a particle with spin \vec{s} and magnetic moment $\vec{\mu}$

$$\vec{\mu} = g \frac{e}{2m} \vec{s}, \quad (1)$$

where e , m and g are the charge, mass and gyromagnetic factor of the particle. In the Dirac theory of a charged pointlike spin-1/2 particle, $g = 2$, and QED effects slightly increase the g value. Conventionally, a quantity $a \equiv (g - 2)/2$ is referred to as the anomalous magnetic moment.

The electron and muon anomalous magnetic moments have been measured with a very high relative accuracy of 0.24 ppb [1] and 0.54 ppm [2], respectively. The theoretical prediction for a_e is only mildly affected by strong and weak interactions providing a test of QED and giving the most precise value of the fine-structure constant α . In contrast, a_μ allows to test all sectors of the Standard Model since all of them contribute significantly to the total.

Although the electron anomalous magnetic moments is known much more precisely, a_μ is much more sensitive to new physics effects: the gain is usually $\sim (m_\mu/m_e)^2 \approx 4.3 \cdot 10^4$. The τ lepton magnetic anomaly has even better potential, but because of the small lifetime of the τ , it has not yet been measured with the best limits coming

from DELPHI [3]: $-0.052 < a_\tau < 0.013$ at 95% confidence level. The sensitivity of the DELPHI measurement is still one order of magnitude worse than the predicted value of a_τ [4].

Any significant difference of a_μ^{exp} from a_μ^{th} indicates new physics beyond the Standard Model (SM). It is conventional to write a_μ as

$$a_\mu^{\text{SM}} = a_\mu^{\text{QED}} + a_\mu^{\text{EW}} + a_\mu^{\text{had}}, \quad (2)$$

where the terms correspond to the contributions of Quantum Electrodynamics (QED), electroweak (EW) and strong (hadronic) interactions. While discussing these terms and their precision, it is worth comparing them to the experimental result [2]:

$$a_\mu^{\text{exp}} = (11659208.0 \pm 6.3) \cdot 10^{-10}. \quad (3)$$

The QED part is dominated by the lowest-order term, represented by one graph, first-order in α [5]. The number of diagrams for the second- and third-order terms is more than 100, but they (up to α^3) are known analytically [6, 7, 8]. Taking into account a recent more accurate numerical calculation of the α^4 terms [9] and the leading $\log \alpha^5$ terms [10, 11, 12, 13] one obtains

$$a_\mu^{\text{QED}} = (116584718.09 \pm 0.14 \pm 0.04) \cdot 10^{-11}, \quad (4)$$

where the errors are due to the uncertainties of the $\mathcal{O}(\alpha^5)$ term and α , respectively, and the value of $\alpha^{-1} = 137.035999084(51)$ from the latest measurement of a_e has been used [1, 14]. It is worth

*Talk at the X Workshop on τ Lepton Physics, Novosibirsk, September 2008

noting that the 4-loop term equals $38.1 \cdot 10^{-10}$ and is thus six times larger than the experimental uncertainty. Therefore, it is clear that its calculation as well as that of the 5-loop one is necessary.

The electroweak term is known rather accurately [15, 16]:

$$a_\mu^{\text{EW}} = (15.4 \pm 0.1 \pm 0.2) \cdot 10^{-10}, \quad (5)$$

where the first uncertainty is due to hadronic loops while the second one is caused by the errors of M_H , M_t and 3-loop effects.

The hadronic contribution can also be written as a sum:

$$a_\mu^{\text{had}} = a_\mu^{\text{had,LO}} + a_\mu^{\text{had,HO}} + a_\mu^{\text{had,LBL}}. \quad (6)$$

The dominant contribution comes from the leading-order term, which using dispersion relations can be written as [17, 18]

$$a_\mu^{\text{had,LO}} = \left(\frac{\alpha m_\mu}{3\pi} \right)^2 \int_{4m_\pi^2}^{\infty} ds \frac{R(s) \hat{K}(s)}{s^2}, \quad (7)$$

where

$$R(s) = \frac{\sigma(e^+e^- \rightarrow \text{hadrons})}{\sigma(e^+e^- \rightarrow \mu^+\mu^-)}, \quad (8)$$

and the kernel $\hat{K}(s)$ grows from 0.63 at $s = 4m_\pi^2$ to 1 at $s \rightarrow \infty$, $1/s^2$ emphasizing the role of low energies. Particularly important is the reaction $e^+e^- \rightarrow \pi^+\pi^-$ with a large cross section below 1 GeV. Numerically, $a_\mu^{\text{had,LO}} \approx 700 \times 10^{-10}$ [19], so we should know it to at least 1% to match the experimental accuracy.

2. Evaluation of the hadronic term

Several estimates of $a_\mu^{\text{had,LO}}$ appeared recently [20, 21, 22] based on the progress in the low energy e^+e^- annihilation and including the data not yet available previously [19, 23, 24].

As already mentioned, one of the largest contributions to $a_\mu^{\text{had,LO}}$ comes from the 2π final state (about 73%). Therefore, a high-precision measurement of the corresponding cross section is one of the main goals of low energy experiments. In addition to the previously published ρ meson data[25], CMD-2 reported their final results on the pion form factor F_π from 370 to 1380 MeV[

26, 27, 28]. The new ρ meson sample has an order of magnitude larger statistics and a systematic error of 0.8%. SND measured F_π from 390 to 970 MeV with a systematic error of 1.3% [29]. KLOE studied F_π using the method of radiative return or ISR [30, 31, 32] at $590 < \sqrt{s} < 970$ MeV with a sample of $1.5 \cdot 10^6$ events and systematic error of 1.3% [33]. The $|F_\pi|$ values from CMD-2 and SND are in good agreement. The KLOE data are consistent with them near the ρ meson peak, but exhibit a somewhat different energy dependence: they are higher to the left and lower to the right of the ρ meson peak. However, the contributions to a_μ from all three experiments are consistent. After further analysis of the data with a higher statistics (more than three million events selected), KLOE reports the $|F_\pi|$ values closer to those of CMD-2 and SND and achieves a 0.9% systematic error [34]. First results on the 2π contribution coming from BaBar will provide additional information on this channel [35].

Also important is the contribution of hadronic continuum. Some idea about the contributions to $a_\mu^{\text{had,LO}}$ coming from different energy ranges and their uncertainties is given in Fig. 1. Below

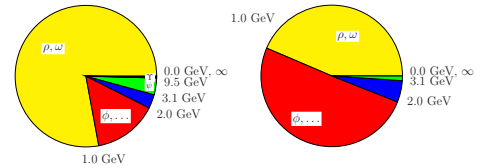


Figure 1. Various contributions to $a_\mu^{\text{had,LO}}$.

1.4 GeV practically all final states have been measured with consistent results by the CMD-2 and SND groups in Novosibirsk [36]. Figure 2 shows cross sections of various final states measured at CMD-2. Impressive results on various final states with more than two hadrons above 1 GeV were achieved by BaBar [37, 38, 39, 40, 41] using the ISR method. In addition to measuring for the

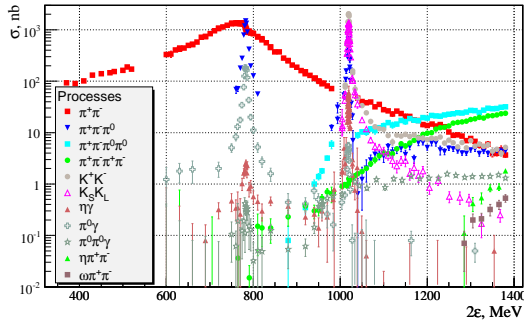


Figure 2. Cross sections of various final states from CMD-2.

first time the cross sections of new channels, they show that some of the previous results should be reconsidered. For example, the BaBar results on the process $e^+e^- \rightarrow \pi^+\pi^-\pi^0$ [37] agree well with those of SND [42] below 1.4 GeV, but are considerably higher and just inconsistent with those of DM2 [43] at higher energies. The overall contribution of the $\pi^+\pi^-\pi^0$ final state from 1 to 2 GeV (excluding the $\phi \rightarrow \pi^+\pi^-\pi^0$ one) has been $(2.45 \pm 0.26 \pm 0.03) \cdot 10^{-10}$ before the BaBar data appeared and it becomes $(3.25 \pm 0.09 \pm 0.01) \cdot 10^{-10}$ if we replace the DM2 piece with a much more precise one from BaBar.

Using the new data below 1.8 GeV discussed above in addition to the whole data set of [19, 23] for old experiments, one can reevaluate the leading-order hadronic contribution to a_μ . The data-based calculations [20, 21, 22] slightly differ by the integration method and the cut-off energy above which the predictions of perturbative QCD are used, but otherwise are essentially very similar. In Table 2 we show the results for different energy ranges following [20].

The theoretical error consists of $1.9 \cdot 10^{-10}$ due to uncertainties of radiative corrections in old measurements and $0.7 \cdot 10^{-10}$ related to using perturbative QCD above 1.8 GeV. It can be seen that due to a higher accuracy of e^+e^- data the uncertainty of $a_\mu^{\text{had,LO}}$ is now $4.4 \cdot 10^{-10}$ (0.63%) com-

pared to $15.3 \cdot 10^{-10}$ of Ref.[19] and $7.2 \cdot 10^{-10}$ of Ref.[24].

We move now to the higher-order hadronic contributions. Their most recent estimate performed in [44] gives $a_\mu^{\text{had,H0}} = (-9.8 \pm 0.1) \cdot 10^{-10}$ and has a negligible error compared to that of the leading-order one.

The most difficult situation is with the light-by-light hadronic contribution, which is estimated only theoretically. Even the correct sign of this term was established quite recently[45]. The older predictions based on the chiral model and vector dominance[46, 47] were compatible and much lower than that using short-distance QCD constraints[48] (see also[49]). Their approximate averaging in[50] gives $a_\mu^{\text{had,LBL}} = (120 \pm 35) \cdot 10^{-11}$. Even higher uncertainty is listed in Ref.[51] who added some terms not taken into account in Ref.[48] to obtain $(110 \pm 40) \cdot 10^{-11}$. Two most recent updates give $(116 \pm 40) \cdot 10^{-11}$ [52] and $(105 \pm 26) \cdot 10^{-11}$ [53]. It is very tempting to find an approach to estimate the light-by-light hadronic contribution from the data, like, e.g., it was done in Ref.[54], where CLEO single-tag measurements[55] of $\gamma\gamma^* \rightarrow \pi^0, \eta, \eta'$ were used to estimate the contribution from the pseudoscalar resonances.

Using for the light-by-light term the result of Ref. [50] and adding all hadronic contributions, we obtain $a_\mu^{\text{had}} = (693.1 \pm 5.6) \cdot 10^{-10}$. This result agrees with other estimations, e.g., [24, 44, 56, 57, 21, 22] and its accuracy as well as that of the other recent data-based evaluations benefits from the new e^+e^- data.

All separate contributions to a_μ^{th} are collected in Table 2. Adding the QED, electroweak and hadronic terms, we arrive at the theoretical prediction of $(11659180.3 \pm 5.6) \cdot 10^{-10}$. The improved precision of the leading-order hadronic contribution allows to confirm previously observed excess of the experimental value of a_μ over the SM prediction with a higher than before significance of 3.3 standard deviations. Two other most recent evaluations also claim a large excess of 3.4σ [21] and 3.1σ [22]. Results of the comparison are also shown in Fig. 3. For the first time during last years the accuracy of the SM prediction is slightly better than the experimental one.

Table 1
Updated $a_\mu^{\text{had,LO}}$

\sqrt{s} , GeV	$a_\mu^{\text{had,LO}}, 10^{-10}$
2π	$504.6 \pm 3.1 \pm 1.0$
ω	$38.0 \pm 1.0 \pm 0.3$
ϕ	$35.7 \pm 0.8 \pm 0.2$
0.6 – 1.8	$54.2 \pm 1.9 \pm 0.4$
1.8 – 5.0	$41.1 \pm 0.6 \pm 0.0$
$J/\psi, \psi'$	$7.4 \pm 0.4 \pm 0.0$
> 5.0	$9.9 \pm 0.2 \pm 0.0$
Total	$690.9 \pm 3.9_{\text{exp}} \pm 2.0_{\text{th}}$

Table 2
Experiment vs. Theory

Contribution	$a_\mu, 10^{-10}$
Experiment	11659208.0 ± 6.3
QED	11658471.81 ± 0.02
Electroweak	$15.4 \pm 0.1 \pm 0.2$
Hadronic	693.1 ± 5.6
Theory	11659180.3 ± 5.6
Exp.–Theory	$27.7 \pm 8.4 (3.3\sigma)$

How real is a very high accuracy of the leading-order hadronic contribution obtained above? We believe that we understand well the radiative corrections due to initial-state radiation and vacuum polarization, but should not forget that they are numerically rather large and may reach $\sim 20\%$, so their critical reanalysis and tests of the existing Monte Carlo generators are needed. The situation with the radiative corrections due to final state radiation is not so well established, so we have to rely on the model of scalar electrodynamics and confront it with the data. This may increase the uncertainty of $a_\mu^{\text{had,LO}}$. There is also a question of double counting of the hadronic final states in the leading- and higher-order hadronic terms[58].

One of the serious experimental questions is that of the missing states. An obvious candidate is final states with neutral particles only,

which have been badly measured before. Recent experiments in Novosibirsk in which the $\pi^0\gamma$, $\eta\gamma$, $\pi^0\pi^0\gamma$, $\eta\pi^0\gamma$ final states were studied in the energy range from threshold to 1.4 GeV by CMD-2 and SND (see Refs.[59, 60] and references therein) showed that the cross sections are dominated by the ρ, ω, ϕ mesons and thus the corresponding contributions are properly taken into account. From the upper limits on nonresonant cross sections obtained in these papers we can estimate that a possible, not yet accounted for contribution is $a_\mu^{\text{had,LO}} < 0.7 \cdot 10^{-10}$. However, one should remember that there are no measurements at all of the cross sections of such channels above 1.4 GeV although they are expected to be small.

We have already mentioned serious progress with ISR studies from BaBar. The discussion of their effect on the $a_\mu^{\text{had,LO}}$ estimation can be subdivided into two parts: new results

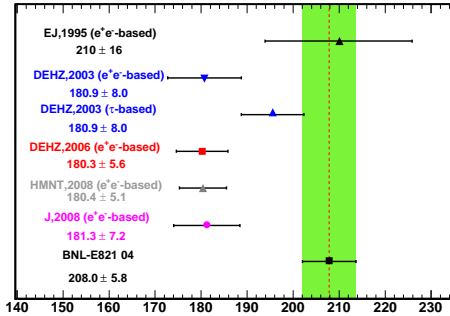


Figure 3. Comparison of a_μ from theory and experiment.

on already measured states and studies of various new final states. In the first part there are processes which cross sections are consistent with the older measurements and more precise, e.g., $2\pi^+2\pi^-$, $\pi^+\pi^-2\pi^0$, ... There are also final states for which the cross sections strongly differ from the older, less accurate measurements, e.g., $\pi^+\pi^-\pi^0$, 6π , ... In the second part there are final states, which have never been measured before, e.g., $K^+K^-\pi^0\pi^0$, $K^+K^-\pi^+\pi^-\pi^0$, $4\pi^\pm\eta$, $K^+K^-\eta$. Obviously, one should calculate what contribution to $a_\mu^{\text{had,LO}}$ comes from them and add it to the previous estimate. While doing that one should be very careful since any final state observed may be only a subset of more general processes. For example, the $K^+K^-\pi^+\pi^-\pi^0$ final state may come from the process $\phi\eta$, so that our estimate of the contribution to $a_\mu^{\text{had,LO}}$ should be correspondingly divided by the relevant branching fractions, in this case $\mathcal{B}(\phi \rightarrow K^+K^-)\mathcal{B}(\eta \rightarrow \pi^+\pi^-\pi^0) = 0.1118$, effectively increasing our estimate of this contribution by a factor of 8.94! Fortunately, we are interested in exclusive cross sections only below 2 GeV and the new processes above usually have a rather small cross section in this energy range. The first estimate shows that these new contributions may increase $a_\mu^{\text{had,LO}}$ by

$(1-3)\cdot 10^{-10}$, only slightly decreasing the discrepancy between the theoretical expectation and the experimental result.

In view of the new measurements of the cross sections of the processes with K^+K^- and pions in the final state one should carefully reconsider the contribution from the $K\bar{K}n\pi$ final states, which was previously estimated using isospin relations[23]. Anyway, it is clear that we have to process new information thoroughly and understand the size and accuracy of the continuum contribution below 2 GeV (now $(62.4 \pm 2.0 \pm 0.5) \cdot 10^{-10}$) compared to that from the $\pi\pi$ (now $(504.6 \pm 3.1 \pm 1.0) \cdot 10^{-10}$).

There is still no explanation for the observed discrepancy between the predictions based on τ lepton and e^+e^- data[24]. For this reason we are not using τ data in this update. One expected that more light on the problem would be shed by the high-statistics measurement of the two-pion spectral function by Belle which preliminary results indicated to better agreement with e^+e^- data than before[61]. However, it turns out that while in a relatively small range of masses from 0.8 to 1.2 GeV the $\pi\pi$ spectral function measured at Belle is below the ALEPH one, see Fig. 4, this effect is compensated by the spectral function behavior at low and high masses, so that the resultant contribution to the hadronic part of the muon anomaly is about the same as before. On the other hand, a recent comprehensive analysis of the e^+e^- data below 1 GeV and those on the 2π decay of the τ lepton performed in Ref. [62] shows that two data sets can be reconciled if mixing between the ρ , ω , ϕ mesons is taken into account in a consistent way.

Another interesting insight into the problem of the muon anomaly has been demonstrated in Ref. [63]. The authors discuss the possibility that the observed discrepancy between the experimental measurement of a_μ and its theoretical prediction may be due to hypothetical errors in the determination of the leading-order hadronic contribution. In particular, they show that if one tries to solve the problem by increasing the low energy e^+e^- cross section by an amount necessary to bridge the discrepancy, this affects the hadronic contribution to the running fine-structure con-

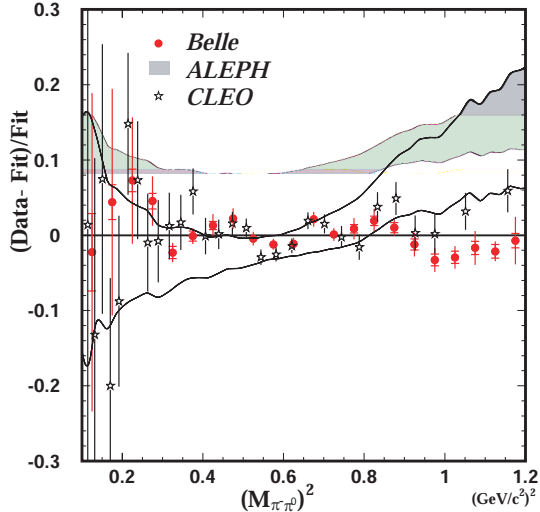


Figure 4. Comparison of 2π spectral functions in τ decays.

stant decreasing the electroweak upper bound on the Higgs mass. As a result, it leaves a very narrow window for the Higgs mass. They also showed that this scenario would require a serious revision of the e^+e^- cross section, which seems unlikely at the current level of experimental accuracy.

What is the future of this SM test? From the experimental side there are suggestions to improve the accuracy by a factor of 2.5 at E969 (BNL) or even by an order of magnitude at JPARC. It is clear that it will be extremely difficult to improve significantly the existing accuracy of the leading-order hadronic contribution by measuring the cross section of e^+e^- annihilation to better than 0.3% as required by future determinations of a_μ mentioned above. One can optimistically expect substantial progress from new high-statistics ISR measurements at KLOE, BaBar and Belle together with the more precise determination of R below 4-5 GeV from CLEO-c [64] and BES-III [65]. Experiments are planned at the new machine VEPP-2000 now commissioning, which is a VEPP-2M upgrade up to $\sqrt{s}=2$ GeV

with $L_{\max} = 10^{32} \text{ cm}^{-2}\text{s}^{-1}$, with two detectors (CMD-3 and SND) [66]. A similar machine (DAΦNE-II) is discussed in Frascati [67]. We can estimate that by 2010 the accuracy of $a_\mu^{\text{had,LO}}$ will be improved from $4.4 \cdot 10^{-10}$ by a factor of about 2 (to $\sim 2.2 \cdot 10^{-10}$) and the total error of $4.1 \cdot 10^{-10}$ will be limited by the LBL term ($3.5 \cdot 10^{-10}$), still higher than the expected $2.5 \cdot 10^{-10}$ in E969.

Let us hope that progress of theory will allow a calculation of a_μ^{had} from first principles (QCD, Lattice). One can mention here a new approach in the QCD instanton model [68] or calculations on the lattice, where there are encouraging estimates of $a_\mu^{\text{had,LO}}$, e.g., [69] $(667 \pm 20) \cdot 10^{-10}$ or attempts to estimate $a_\mu^{\text{had,LBL}}$ [70], see also Ref. [71] discussing successes and difficulties of this approach.

In conclusion, I'd like to emphasize once again that BNL success stimulated significant progress of e^+e^- experiments and related theory. Improvement of e^+e^- data (BaBar, BES, CMD-2, KLOE and SND) led to substantial decrease of the $a_\mu^{\text{had,LO}}$ uncertainty. For the first time the accuracy of the theoretical prediction is better than that of the experimental measurement. Future experiments as well as development of theory should clarify whether the observed difference between a_μ^{exp} and a_μ^{th} is real and what consequences for the Standard Model and for possible New Physics [72] it implies.

3. Acknowledgments

I'm indebted to M. Davier, F. Jegerlehner, M. Passera and G. Venanzoni for numerous useful discussions. Thanks are also due to my colleagues from VEPP-2M, CMD-2 and SND for the long-term collaboration. I appreciate help of V.A. Cherepanov.

This work was supported in part by the grants RFBR 06-02-16156, RFBR 07-02-00816, RFBR 08-02-13516, RFBR 08-02-91969, INTAS/05-100008-8328, PST.CLG.980342 and DFG GZ RUS 113/769/0-2.

REFERENCES

1. D. Hanneke *et al.*, Phys. Rev. Lett. **100** (2008) 120801.
2. G.W. Bennett *et al.*, Phys. Rev. D **73** (2006) 161802.
3. J. Abdallah *et al.*, Eur. Phys. J. C **35** (2004) 159.
4. S. Eidelman and M. Passera, Mod. Phys. Lett. A **22** (2007) 159.
5. J.S. Schwinger, Phys. Rev. D **73** (1948) 416.
6. S. Laporta and E. Remiddi, Phys. Lett. B **301** (1993) 440.
7. S. Laporta, Nuovo Cim. A **106** (1993) 675.
8. S. Laporta and E. Remiddi, Phys. Lett. B **379** (1996) 283.
9. T. Kinoshita and M. Nio, Phys. Rev. D **70** (2004) 113001.
10. T. Kinoshita and M. Nio, Phys. Rev. D **73** (2006) 053007.
11. A.L. Kataev, Phys. Rev. D **74** (2006) 073011.
12. P.A. Baikov, K.G. Chetyrkin, Ch. Sturm, Nucl. Phys. Proc. Suppl. **183** (2008) 8.
13. T. Aoyama *et al.*, Phys. Rev. D **78** (2008) 113006.
14. M. Passera, Phys. Rev. D **75** (2007) 013002; M. Passera, private communication.
15. A. Czarnecki, B. Krause, W.J. Marciano, Phys. Rev. Lett. **76** (1996) 3267.
16. A. Czarnecki, W.J. Marciano, A. Vainshtein, Phys. Rev. D **67** (2003) 073006, Erratum-ibid. D **73** (2006) 119901.
17. C. Bouchiat and L. Michel, J. Phys. Radium **22** (1961) 121.
18. M. Gourdin and E. de Rafael, Nucl. Phys. B **10** (1969) 667.
19. S. Eidelman and F. Jegerlehner, Z. Phys. C **67** (1995) 585.
20. S. Eidelman, Proceedings of ICHEP-06, World Scientific, Vol.1, p.547, 2006.
21. K. Hagiwara *et al.*, Phys. Lett. B **649** (2007) 173.
22. F. Jegerlehner, Nucl. Phys. Proc. Suppl. **181-182** (2008) 26.
23. M. Davier *et al.*, Eur. Phys. J. C **27** (2003) 497.
24. M. Davier *et al.*, Eur. Phys. J. C **31** (2003) 503.
25. R.R. Akhmetshin *et al.*, Phys. Lett. B **578** (2004) 285.
26. V.M. Aulchenko *et al.*, JETP Lett. **82** (2005) 743.
27. V.M. Aulchenko *et al.*, JETP Lett. **84** (2006) 413.
28. R.R. Akhmetshin *et al.*, Phys. Lett. B **648** (2007) 28.
29. M.N. Achasov *et al.*, JETP **103** (2006) 380.
30. V.N. Baier, V.A. Khoze, Sov. Phys. JETP **21** (1965) 1145.
31. S. Binner, H.J. Kühn, K. Melnikov, Phys. Lett. B **459** (1999) 279.
32. M. Benayoun *et al.*, Mod. Phys. Lett. A **14** (1999) 2605.
33. A. Aloisio *et al.*, Phys. Lett. B **606** (2005) 212.
34. F. Ambrosino *et al.*, Phys. Lett. B **670** (2009) 285.
35. M. Davier, talk at this Workshop.
36. F.V. Ignatov, Nucl. Phys. Proc. Suppl. **181-182** (2008) 101.
37. B. Aubert *et al.*, Phys. Rev. D **70** (2004) 072004.
38. B. Aubert *et al.*, Phys. Rev. D **71** (2005) 052001.
39. B. Aubert *et al.*, Phys. Rev. D **73** (2006) 052003.
40. B. Aubert *et al.*, Phys. Rev. D **76** (2007) 092005; Erratum-ibid. **77** (2008) 119902.
41. B. Aubert *et al.*, Phys. Rev. D **77** (2008) 092002.
42. M.N. Achasov *et al.*, Phys. Rev. D **68** (2003) 052006.
43. A. Antonelli *et al.*, Z. Phys. C **56** (1992) 15.
44. K. Hagiwara *et al.*, Phys. Rev. D **69** (2004) 093003.
45. M. Knecht and A. Nyffeler, Phys. Rev. D **65** (2002) 073034.
46. J. Bijnens, E. Pallante, J. Prades, Nucl. Phys. B **626** (2002) 410.
47. M. Hayakawa and T. Kinoshita, Phys. Rev. D **66** (2002) 019902.
48. K. Melnikov and A. Vainshtein, Phys. Rev. D **70** (2004) 113006.
49. A.A. Pivovarov, Phys. Atom. Nucl. **66** (2003) 902.
50. M. Davier and W.J. Marciano, Ann. Rev. Nucl. Part. Sci. **54** (2004) 115.

51. J. Bijnens and J. Prades, *Mod. Phys. Lett. A* **22** (2007) 767.
52. A. Nyffeler, arXiv:0901.1172.
53. J. Prades, E. de Rafael, A. Vainshtein, arXiv:0901.0306.
54. M. Hayakawa and T. Kinoshita, *Phys. Rev. D* **57** (1998) 465.
55. J. Gronberg *et al.*, *Phys. Rev. D* **57** (1998) 33.
56. F. Jegerlehner, *Nucl. Phys. Proc. Suppl.* **126** (2004) 325.
57. J.F. Troconiz and F.J. Yndurain, *Phys. Rev. D* **71** (2005) 073008.
58. Yu.M. Bystritsky *et al.*, *JETP Lett.* **83** (2006) 51.
59. R.R. Akhmetshin *et al.*, *Phys. Lett. B* **605** (2005) 26.
60. M.N. Achasov *et al.*, *Phys. Rev. D* **74** (2006) 014016.
61. M. Fujikawa *et al.*, *Phys. Rev. D* **78**, 072006 (2008); H. Hayashii, talk at this Workshop.
62. M. Benayoun *et al.*, *Eur. Phys. J. C* **55** (2008) 199.
63. M. Passera, W.J. Marciano, A. Sirlin, *Phys. Rev. D* **78** (2008) 013009.
64. D. Cronin-Hennessy *et al.*, arXiv:0801.3418.
65. F.A. Harris, *Nucl. Phys. Proc. Suppl.* **162** (2006) 345.
66. S.I. Eidelman and S.I. Serednyakov, *Nucl. Phys. Proc. Suppl.* **131** (2004) 19.
67. F. Ambrosino *et al.*, *Eur. Phys. J. C* **50** (2007) 729.
68. A.E. Dorokhov, *Nucl. Phys. A* **790** (2007) 481.
69. C. Aubin and T. Blum, *Phys. Rev. D* **75** (2005) 114502.
70. M. Hayakawa *et al.*, PoSLAT2005:353, 2006.
71. T. Blum, talk at this Workshop.
72. D. Stöckinger, *Nucl. Phys. Proc. Suppl.* **181-182** (2008) 32.