

# Thermo-charged capacitors and the Second Law of Thermodynamics

Germano D'Abramo

Istituto Nazionale di Astrofisica,

Via Fosso del Cavaliere 100,

00133, Roma, Italy.

E-mail: `Germano.Dabramo@iasf-roma.inaf.it`

Research Article

## Abstract

In this paper we describe a simple vacuum spherical capacitor able to generate a macroscopic voltage between its conductors out of a single thermal source at room temperature: it is a sort of thermo-charged capacitor. The basic idea is trivial and it makes use of two cathodes with different work functions: an inner cathode with work function  $\phi \lesssim 1$  eV (for example the photo-cathode Ag-O-Cs with  $\phi \lesssim 0.7$  eV), and an external cathode with  $\phi > 1$  eV. In our approach we provide a mathematical analysis of the physical process and discuss its implications and connections with the Second Law of Thermodynamics.

**PACS (2008):** 79.40.+z, 67.30.ef, 65.40.gd, 84.32.Tt

**Keywords:** thermionic emission · capacitors · second law of thermodynamics

# 1 Introduction

The Second Law of Thermodynamics, explicitly in the form of Kelvin postulate, puts a fundamental limit to the way in which usable work can be extracted from heat sources, and to the maximum amount of work extractable (Carnot's principle). In particular, Kelvin postulate states that it is not possible to *cyclically* extract work from a *single* heat source. Clausius postulate of the Second Law, which is notoriously equivalent to Kelvin postulate, makes the impossibility more striking and understandable: heat can not spontaneously flow from sources at absolute temperature  $T_1$  to sources at absolute temperature  $T_2$  if  $T_2 \geq T_1$ .

Although in the macroscopic physical world the Second Law seems authoritatively to make the difference between what is allowed and what is forbidden, in the microscopic world it seems to be continuously violated: let's take the Brownian motion or every fluctuation phenomena, for example.

Poincaré wrote about Brownian motion [1]:

“[...]we see under our eyes now motion transformed into heat by friction, now heat changed inversely into motion, and that without loss since the movement lasts forever. This is contrary to the principle of Carnot.”.

Almost every past attempt to understand and exploit such microscopic violation relies in the approach of *fluctuations rectification*. Even the famous thought experiment of *Maxwell's Demon* is based, in the end, on an idealized version of fluctuations rectification. The main difficulties with all these past approaches (sentient or non-sentient) are that every macroscopic/microscopic rectifier device seems either to suffer fluctuations itself, which neutralize every

usable net effect, or its functioning seems to increase the total entropy of the system, at least of the same amount of the alleged reduction, mainly because of energy dissipation and/or entropy cost in the acquisition of information needed to run the device (for sentient devices). For a thorough historical account, see Earman and Norton [2].

An approach to microscopic rectification that poses interesting theoretical questions is the equivalent of the photo-electric effect with materials emitting electrons at room temperature. If we succeed in collecting all the electrons emitted by these materials due to the absorption of the black-body radiation of the uniformly heated environment, then we would be able to create a macroscopic voltage out of a single heat source. Although this voltage does not violate *per se* the Second Law of Thermodynamics, the whole process of thermo-charging presents quite interesting and paradoxical features which are the topic of the present paper. In the following Section we describe our thermo-charged capacitor and provide a mathematical analysis of its functioning. In the last Section we discuss some paradoxical features of the physical process in connection with the Second Law of Thermodynamics.

## 2 Thermo-charged spherical capacitor

In Fig. 1 a sketched section of our vacuum spherical capacitor is shown. The outer sphere has radius  $b$  and it is made of metallic material with high work function ( $\phi > 1 \text{ eV}$ ) in order to have negligible thermionic emission. The inner sphere, instead, has radius  $a$  and it is made of a thermionic material with relatively low work function ( $\phi \lesssim 1 \text{ eV}$ ).

Let us describe how our device works. All the electrons emitted by the inner sphere, due to thermionic emission at room temperature, is collected

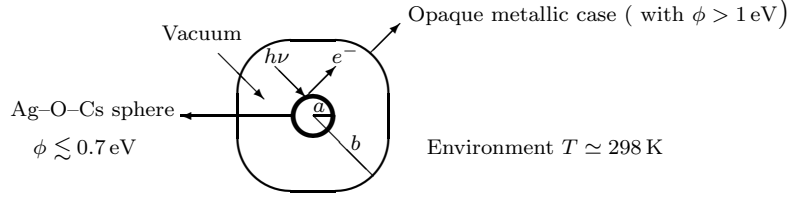


Figure 1: Scheme of the thermo-charged spherical capacitor with inner cathode made of Ag-O-Cs (with  $\phi \lesssim 0.7$  eV).

by the outer (very low emitting) sphere creating a macroscopic difference of potential  $V$ . Such process lasts until  $V$  is too high to be overcome by the kinetic energy  $K_e$  of the main fraction of emitted electrons (namely, when  $K_e < eV$ , where  $e$  is the charge of electron).

It could be interesting to provide an estimate of the value of  $V$  obtainable and an estimate of the time needed to reach such value, given the physical characteristics of the capacitor and the quantum efficiency curve  $\eta(\nu)$  of the thermionic material of the inner sphere.

The capacitor is placed in a heat bath at room temperature (environment) and it is subject to the black-body radiation. Both spheres, at thermal equilibrium, emits and absorbs an equal amount of radiation (Kirchhoff's law of thermal radiation), thus the amount of radiation absorbed by the inner sphere is the same emitted by that sphere according to the black-body radiation formula (Planck equation). Given the room temperature  $T$ , Planck equation provides us with the number distribution of photons absorbed as a function of their frequency.

According to the law of thermionic emission, the kinetic energy  $K_e$  of the electron emitted by the material is given by the following equation,

$$K_e = h\nu - \phi, \quad (1)$$

where  $h\nu$  is the energy of the photon with frequency  $\nu$  ( $h$  is the Planck constant) and  $\phi$  is the work function of the material. Thus, only the tail of the Planck distribution of the absorbed photons, with frequency  $\nu > \nu_0 = \phi/h$ , can contribute to the thermionic emission.

The voltage  $V$  reachable with frequency  $\nu_1$  is given by the following formula,

$$eV = h\nu_1 - \phi, \quad (2)$$

where  $eV$  is the inter-spheres potential energy, and thus,

$$\nu_1 = \frac{eV + \phi}{h}. \quad (3)$$

The total number of photons per unit time  $F_p$ , with energy greater than or equal to  $h\nu_1$ , emitted and absorbed in thermal equilibrium by the inner sphere is given by the Planck equation,

$$F_p = \frac{2\pi S}{c^2} \int_{\nu_1}^{\infty} \frac{\nu^2 d\nu}{e^{\frac{h\nu}{kT}} - 1}, \quad (4)$$

where  $S$  is the sphere surface area,  $c$  is the speed of light,  $k$  is the Boltzmann constant and  $T$  the room temperature.

If  $\eta(\nu)$  is the quantum efficiency (or quantum yield) curve of the thermionic material of the inner sphere, then the number of electrons per unit time  $F_e$ , with kinetic energy greater than or equal to  $h\nu_1 - \phi$ , emitted (due to thermionic effect) by the inner sphere towards the outer sphere is given by,

$$F_e = \frac{2\pi \cdot 4\pi a^2}{c^2} \int_{\nu_1}^{\infty} \frac{\eta(\nu) \nu^2 d\nu}{e^{\frac{h\nu}{kT}} - 1}, \quad (5)$$

where  $4\pi a^2$  is the surface area of the inner sphere.

For a vacuum spherical capacitor, the voltage  $V$  between the spheres and the charge  $Q$  on each sphere are linked by the following equation,

$$V = \frac{Q}{4\pi\epsilon_0} \frac{b-a}{ab}. \quad (6)$$

Now, we derive the differential equation which governs the process of thermo-charging. In the interval of time  $dt$  the charge collected by the outer sphere is given by,

$$dQ = eF_e dt = \frac{2\pi e \cdot 4\pi a^2}{c^2} \left( \int_{\frac{eV(t)+\phi}{h}}^{\infty} \frac{\eta(\nu) \nu^2 d\nu}{e^{\frac{h\nu}{kT}} - 1} \right) dt, \quad (7)$$

where we make use of eq. (3) for  $\nu_1$  and  $V(t)$  is the voltage at time  $t$ . Thus, through the differential form of eq. (6), we have,

$$dV(t) = \frac{2\pi e}{\epsilon_0 c^2} \frac{a(b-a)}{b} \left( \int_{\frac{eV(t)+\phi}{h}}^{\infty} \frac{\eta(\nu) \nu^2 d\nu}{e^{\frac{h\nu}{kT}} - 1} \right) dt, \quad (8)$$

or

$$\frac{dV(t)}{dt} = \frac{2\pi e}{\epsilon_0 c^2} \frac{a(b-a)}{b} \int_{\frac{eV(t)+\phi}{h}}^{\infty} \frac{\eta(\nu) \nu^2 d\nu}{e^{\frac{h\nu}{kT}} - 1}. \quad (9)$$

Since our aim is to maximize the production of  $V$ , we have to choose  $a$  and  $b$  such that they maximize the geometrical factor  $a(b-a)/b$ . It is not difficult to see that the maximum is reached when  $a = b/2$ . So we have,

$$\frac{dV(t)}{dt} = \frac{\pi e b}{2\epsilon_0 c^2} \int_{\frac{eV(t)+\phi}{h}}^{\infty} \frac{\eta(\nu) \nu^2 d\nu}{e^{\frac{h\nu}{kT}} - 1}. \quad (10)$$

Unfortunately, provided that an analytical approximation of a real quantum efficiency curve  $\eta(\nu)$  exists, the previous differential equation appears to have no general, simple analytical solution.

However, a close look at the Planckian integral of eq. (10) suggests to us the asymptotic behavior of  $V(t)$ . Even if we do not know *a priori* how  $\eta(\nu)$  is, we know it to be a bounded function of frequency, with values between 0 and 1; usually, the higher is  $\nu$ , the closer to 1 is  $\eta(\nu)$ . Thus, independently from  $\eta(\nu)$ , a slight increase of  $V(t)$  makes the value of the Planckian integral to be smaller and smaller very fast. Heuristically, this suggests that  $V(t)$  should tend quite rapidly to an ‘asymptotic’ value (since  $\frac{dV}{dt}$  tends to 0).

In the rest of this section we provide a numerical solution of the above differential equation for the practical case of inner sphere made of Ag–O–Cs [3, 4, 5] (see Fig. 1). To do so we need to adopt an approximation, however: the approximation we make consists in the adoption of a constant value for  $\eta$ , a sort of suitable mean value  $\bar{\eta}$ .

The differential equation (10) thus becomes,

$$\frac{dV(t)}{dt} = \frac{\pi e b \bar{\eta}}{2 \epsilon_0 c^2} \int_{\frac{eV(t)+\phi}{h}}^{\infty} \frac{\nu^2 d\nu}{e^{\frac{h\nu}{kT}} - 1}. \quad (11)$$

A straightforward variable substitution in the integral of eq. (11) allows us to write it in its final simplified form,

$$\frac{dV(t)}{dt} = \frac{\pi e b \bar{\eta}}{2 \epsilon_0 c^2} \left( \frac{kT}{h} \right)^3 \int_{\frac{eV(t)+\phi}{kT}}^{\infty} \frac{x^2 dx}{e^x - 1}. \quad (12)$$

Here we provide an exemplificative numerical solution of eq. (12), adopting the following nominal values for  $\phi$ ,  $b$ ,  $T$  and  $\bar{\eta}$ :  $\phi = 0.7$  eV,  $b = 0.20$  m,  $T = 298$  K, and  $\bar{\eta} = 10^{-5}$ . In order to make a conservative choice for the value of  $\bar{\eta}$  we note that only black-body radiation with frequency greater

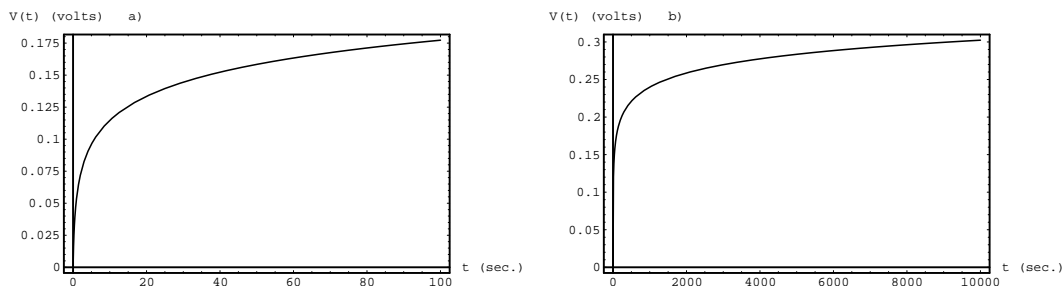


Figure 2: Thermo-charging process of the spherical capacitor described in the text ( $\phi = 0.7$  eV,  $b = 0.20$  m,  $T = 298$  K, and  $\bar{\eta} = 10^{-5}$ ). These two plots show with different ranges in time-scale the behavior of  $V(t)$ . Plot (a) shows how only after 60 seconds the voltage of the capacitor becomes more than 0.15 volts. Instead, plot (b) tells us that the voltage of the capacitor requires hundreds of hours to approach 0.3 volts.

than  $\nu_0 = \phi/h$  can contribute to the thermionic emission. This means that for the Ag–O–Cs photo-cathode only radiation with wavelength smaller than  $\lambda_0 = hc/\phi \simeq 1700$  nm contributes to the emission. According to Fig. 1 in Bates [5], the quantum yield of Ag–O–Cs for wavelengths smaller than  $\lambda_0$  (and thus, for frequency greater than  $\nu_0$ ) is always greater than  $10^{-5}$ . Anyway, a laboratory realization of the capacitor, together with the experimental measurement of  $V(t)$ , should provide us with a realistic estimate of  $\bar{\eta}$  for the photo-cathode Ag–O–Cs.

In Fig. 2 the numerical solution of the above test it is shown. In plot (a) we could easily see how only after 60 seconds the voltage of the capacitor exceeds the value of 0.15 volts. Indeed, this is a macroscopic voltage. Instead, plot (b) tells us that the voltage of the capacitor requires hundreds of hours to approach 0.3 volts. Even in the more pessimistic scenario where  $\bar{\eta} = 10^{-8}$  we see that a macroscopic voltage should arise quite rapidly between the plates, see Fig. 3.



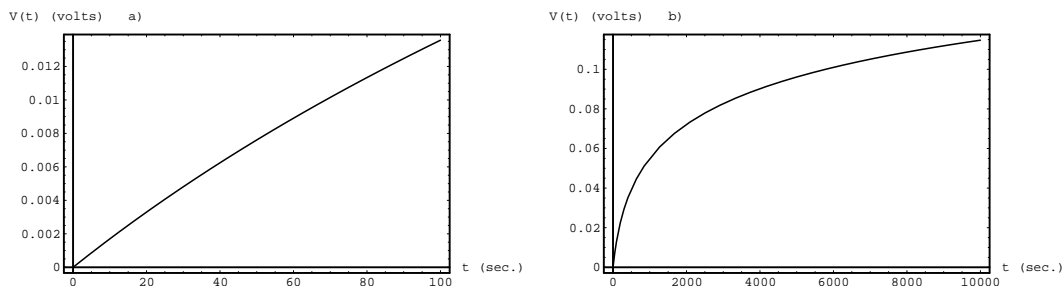


Figure 3: Thermo-charging process of the spherical capacitor described in the text with  $\phi = 0.7$  eV,  $b = 0.20$  m,  $T = 298$  K, and  $\bar{\eta} = 10^{-8}$ . These two plots show with different ranges in time-scale the behavior of  $V(t)$ . Plot (a) shows how only after 60 seconds the voltage of the capacitor is near to 0.01 volts. Instead, plot (b) tells us that the voltage of the capacitor requires hundreds of hours to become equal to 0.1 volts.

### 3 Discussion and conclusions

The charging process *per se* is a quite straightforward physical mechanism and it appears almost unproblematic. However, one feature of the thermo-charging should catch our attention. During the charging process of the device the inner thermionic sphere substantially absorbs heat from the environment and yields this energy to the thermionic electrons. Such electrons fly to the outer metallic sphere and impinge on it with non zero velocity (since a non zero fraction of them gather their kinetic energy from the high energetic tail of the Planck distribution of black-body radiation). When they impinge on the outer sphere, they release their kinetic energy substantially heating the outer sphere. Thus, we are facing a spontaneous process involving an isolated system at the same temperature (capacitor + environment), in which a part of the system (the inner sphere of the capacitor) absorbs heat at temperature  $T$  and transfers part of this heat to the outer sphere at the same temperature. This seems to macroscopically violate the Second Law of Thermodynamics in the Clausius formulation.

If  $Q_i$  is the energy absorbed by the inner sphere from the environment,  $U$  is the energy stored in the electric field between the spheres ( $U = \frac{1}{2}CV^2$ , where  $C = \frac{4\pi\epsilon_0 ab}{b-a}$  is the capacitance of the spherical capacitor), and  $Q_f$  is the energy transferred through the flying electrons to the outer sphere as heat (according to the First Law of Thermodynamics  $Q_f + U = Q_i$ , thus  $Q_i > Q_f$ ), then the thermal entropy variation of the system, as rough estimate, amounts to:

$$\Delta S \simeq -\frac{Q_i}{T} + \frac{Q_f}{T} < 0. \quad (13)$$

Our device resembles a Carnot engine, exception made for the fact that our device ‘works’ (although not cyclically, but this is not an issue) between two heat sources at the same temperature. Like a Carnot engine, our capacitor extracts from the heat source an amount of energy equal to  $Q_i$  and then releases to the (same) heat source an amount of energy equal to  $Q_f < Q_i$ , producing ‘work’ equal to  $Q_i - Q_f = U$ , which is stored in potential form as electric field (by the way, the work of a standard Carnot engine may be stored in the potential energy of a lifted weight). Moreover, while the Carnot efficiency for our capacitor is equal to zero (since it is isothermal), the effective efficiency is equal to  $\eta_e = \frac{U}{Q_i} = 1 - \frac{Q_f}{Q_i} \neq 0$ .

Since the thermo-charging process is a spontaneous process the variation of the Gibbs free energy of the system  $\Delta G = \Delta H - T\Delta S$  should be negative. The enthalpy variation  $\Delta H = \Delta E + \Delta W$ , where  $\Delta E$  is the internal energy variation of the system and  $\Delta W$  is the ‘work’ produced, is equal to 0 since  $\Delta E = -U$  and  $\Delta W = U$  (after all, we are dealing with an isolated system,  $\Delta Q = 0$ , and  $\Delta Q = 0 = \Delta E + \Delta W$ , namely  $\Delta E = -\Delta W$ ), thus giving  $\Delta G = -T\Delta S > 0$ . This is another way to see the paradoxical behavior of

our system.

One possible objection could be that some other physical changes in the system during the process may cancel out the apparent entropy decrease. Surely, during the charging process an electric field, and thus an electric potential, is created inside the capacitor which did not exist before. Thus, one could attribute to the creation of the electric field an entropy increase greater than the entropy decrease due to the cooling and warming of the spheres. A problem with this explanation could be that, following the above analogy with the Carnot engine, the electric field represents the work produced and stored in potential form by our capacitor, as could happen with a standard mechanical Carnot engine with a lifted weight. Frankly, we are not able to see why for standard Carnot engine (and for standard Thermodynamics) the work  $W$  is not taken into account in the evaluation of the total entropy variation (unless it is transformed into heat, but this is not the case here), while for our thermo-charged capacitor the stored work  $U$  must be taken into account for the evaluation of the total  $\Delta S$ . In order to save the validity of the Second Law of Thermodynamics we need to find other sources of positive entropy during the charging process, and thus further investigations are needed to clarify and possibly solve the issue.

The above results do not seem to depend on the particular value of the work function of the outer sphere, provided that  $\phi > 1 \text{ eV}$ . One may suppose that when the electrons fly into the outer metallic sphere with higher work function, they diminish their potential energy releasing a kinetic energy greater than that they had before impinging on the sphere, thus producing  $Q_f > Q_i$  in eq. (13), and eventually giving  $\Delta S > 0$ . But, what about the conservation of energy? As a matter of fact, if at some point of the charging

process we try to neutralize both spheres putting them in contact with huge chunks of neutral materials (respectively of the same composition of the two spheres, in order to avoid problems with junction potentials, and at the same temperature  $T$ ), this process will releases further energy through the Joule effect. This energy is equal to  $U$  (the energy of the thermo-generated electric field). The energy balance  $\Delta E_{tot}$  of the entire process (thermo-charging and neutralization) yields: the total subtracted energy amounts to  $Q_i$ , the released energy amounts to  $Q_f + U$ , but according to the above tentative solution of the entropy paradox  $Q_f > Q_i$ , and thus  $\Delta E_{tot} = Q_f + U - Q_i > U > 0$ , namely we would have a spontaneous energy production inside an isolated system. So, the above cannot be an acceptable explanation of the paradox.

Finally, the possibility to exploit the above thermo-sustained voltage, through a net current flow inside a closed circuit between the spheres, has been quantitatively investigated in D'Abramo [6].

## Acknowledgments

The author is grateful to Daniel P. Sheehan (University of San Diego) for his comments and suggestions on this paper and for encouragement.

## References

- [1] H. Poincaré, In: Sopka, K.R.(ed.) Physics for a New Century: Papers Presented at the 1904 St. Louis Congress, (Tomash, Los Angeles 1986) 281
- [2] J. Earman, J. Norton, Stud. Hist. Phil. Mod. Phys. 29(4), 435 (1998)

- [3] A. H. Sommer, Photoemissive materials: preparation, properties, and uses (John Wiley & Sons, 1936)
- [4] A. H. Sommer, Multi-Alkali Photo Cathode. *IRE Transactions on Nuclear Science*, pp. 8–12. Invited paper presented at Scintillation Counter Symposium, Washington, D.C., February 28-29 1956
- [5] C. W. Bates Jr., Phys. Rev. Lett. 47(3), 204 (1981)
- [6] G. D'Abramo, arXiv:0902.3590