

Theoretical kinetic study of the low temperature oxidation of ethanol

R. Fournet^{1*}, P.A. Glaude¹, R. Bounaceur¹, M. Molière²

¹Département de Chimie Physique des Réactions,
CNRS-Nancy University, France ENSIC, 1 rue Grandville, BP 20451, 54001 Nancy Cedex, France

²GE Energy Product-Europe,
20 avenue du Maréchal Juin, BP 379, 90007 Belfort, France

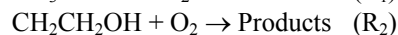
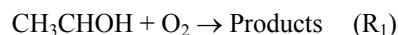
Abstract

In order to improve the understanding of the low temperature combustion of ethanol, high-level *ab initio* calculations were performed for elementary reactions involving hydroxyethylperoxy radicals. These radicals come from the addition of hydroxethyl radicals ($\bullet\text{CH}_3\text{CHOH}$ and $\bullet\text{CH}_2\text{CH}_2\text{OH}$) on oxygen molecule. Unimolecular reactions involving hydroxyethylperoxy radicals and their radical products were studied at the CBS-QB3 level of theory. The results allowed to highlight the principal ways of decomposition of these radicals. Calculations of potential energy surfaces showed that the principal channels lead to the formation of HO_2 radicals which can be considered, at low temperature, as slightly reactive. However, in the case of $\text{CH}_3\text{CH}(\text{OOH})\text{O}\bullet$ radicals, a route of decomposition yields H atom and formic peracid, which is a branching agent that can strongly enhance the reactivity of ethanol in low temperature oxidation. In addition to these analyses, high-pressure limit rate constants were derived in the temperature range 400 to 1000 K.

Introduction

Many researches in the field of energy are currently carried out in order to limit CO_2 emissions. Among alternative fuels to natural gas, gasolines or diesel fuels in engines or combustion devices, ethanol can find an increasing place in the next years. However, if the studies concerning the combustion of methanol are rather numerous, the researches performed on the combustion of ethanol are scarce. In particular, the low temperature pathways can be of importance in the auto-ignition process in engine or for process security in case of a leak of ethanol close to hot surfaces. A few numbers of theoretical studies, involving reactions of hydroxyethyl radicals with oxygen, can be found in the literature. Da Silva et al. calculated the chemically activated hydroxyethyl + O_2 systems. Olivella and Solé¹ studied from *ab initio* calculations the unimolecular decomposition of $\bullet\text{OOCH}_2\text{CH}_2\text{OH}$ radical. Each pathway has been characterized by means of density functional theory (B3LYP) and quantum-mechanical (CCSD(T)) calculations with basis sets ranging from the 6-31G(d,p) to the 6-311+G(3df,2p). They found that the preferred pathway corresponds to the 1,5-hydrogen shift. Kuwata et al.² used composite methods, RRKM / master equation and VTST to calculate the rate constants for the 1,5-hydrogen shift for the radical $\bullet\text{OOCH}_2\text{CH}_2\text{OH}$. They found a barrier of 23.59 kcal/mol for this reaction. More recently, Zador et al.³ investigated the reaction of hydroxyethyl radicals with O_2 by means of theoretical calculations

and experimental study. They performed high-level *ab initio* calculations of the potential energy surfaces coupled with master equation methods to compute rate coefficients for the reactions:



They found that the major products of reaction R_1 are acetaldehyde and HO_2 , while for reaction 2, several products can be formed, such as 2 HCHO and OH, or vinyl alcohol and HO_2 .

In this studied, we performed theoretical calculations at the CBS-QB3 level of theory in order to highlight the decomposition channels of hydroxyl peroxyethyls radicals ($\bullet\text{OOCH}_2\text{CH}_2\text{OH}$ and $\text{CH}_3\text{CH}(\text{OO}\bullet)\text{OH}$). From these calculations, we derived rate parameters for important reactions.

Computational method

Calculations were performed with Gaussian 03 Rev. C.02⁴. The composite method CBS-QB3⁵ was applied for all stationary geometries and transition states involved in the reaction schemes. Vibrational frequencies calculated at the B3LYP/cbsb7 level of theory confirm that all transition states (TS) have exactly one imaginary frequency. IRC calculations have been done at the same level of theory to ensure that the transition states connect correctly the reactants to the products. Thermochemical data were derived from CBS-QB3 energy and frequencies. Enthalpies of formation (ΔH_f°) of species involved in this study have been calculated using isodesmic

* Corresponding author: rene.fournet@ensic.inpl-nancy.fr
Proceeding of the European Combustion Meeting 2009

reactions, excepted for species (molecules) for which more accurate experimental enthalpies of formation [Nist] can be found in the literature. Thanks to the conservation of the total number and types of bonds, very good results can be obtained by the cancellation of errors on the two sides of the reaction. Several isodesmic reactions have been considered for the calculation of ΔH_f° in order to obtain an average value.

Internal rotors have been taken into account by performing a scan along the rotation at the B3LYP 6-31+G(d,p) level of theory, in order to estimate the energy barrier of each hindered rotor.

Spin contamination was observed for radicals and transition states at the CBS-QB3 level of theory ($0.8 < \langle s^2 \rangle < 1$). However, it must be noted that, in the CBS-QB3 method, an empirical correction for spin contamination is performed for the energy calculation.

The high-pressure rate constants involved in the mechanisms were calculated with the software CHEMRATE⁶, using transition state theory (TST):

$$k_{\text{uni}} = \text{rpd} \kappa(T) \frac{k_b T}{h} \exp\left(\frac{\Delta S^\ddagger}{R}\right) \exp\left(-\frac{\Delta H^\ddagger}{RT}\right) \quad (1)$$

where ΔS^\ddagger and ΔH^\ddagger are, respectively, the entropy and enthalpy of activation and *rpd* is the reaction path degeneracy. The activation enthalpies involved in TST theory were calculated by taking into account the enthalpies of reaction calculated with isodesmic reactions. By example, in an elementary unimolecular reaction (reactant (R) \rightarrow products (P)) we can write:

$$\Delta H^\ddagger(\text{R} \rightarrow \text{P}) = \left(\Delta H_{1(\text{CBS-QB3})}^\ddagger + \Delta H_{-1(\text{CBS-QB3})}^\ddagger + \Delta H_r(\text{isodesmic}) \right) / 2 \quad (2)$$

and

$$\Delta H^\ddagger(\text{P} \rightarrow \text{R}) = \left(\Delta H_{1(\text{CBS-QB3})}^\ddagger + \Delta H_{-1(\text{CBS-QB3})}^\ddagger - \Delta H_r(\text{isodesmic}) \right) / 2 \quad (3)$$

where $\Delta H_{1(\text{CBS-QB3})}^\ddagger$ and $\Delta H_{-1(\text{CBS-QB3})}^\ddagger$ are, respectively, the enthalpy of activation for the forward and back reactions calculated at a temperature T(K). $\Delta H_r(\text{isodesmic})$ corresponds to the enthalpy of reaction calculated at T(K) using NASA polynomial obtained from calculated isodesmic enthalpies of formation and entropy at 298 K, and heat capacities of reactants and products presented in Table 1.

For reactions involving H-transfer, a transmission coefficient, namely $\kappa(T)$, has been calculated in order to take into account tunneling effect. We used an approximation to κ provided by Skodje and Truhlar:

for $\beta \leq \alpha$

$$\kappa(T) = \frac{\beta \pi / \alpha}{\sin(\beta \pi / \alpha)} - \frac{\beta}{\alpha - \beta} e^{[(\beta - \alpha)(\Delta V^\ddagger - V)]} \quad (4)$$

for $\alpha \leq \beta$

$$\kappa(T) = \frac{\beta}{\beta - \alpha} \left[e^{[(\beta - \alpha)(\Delta V^\ddagger - V)]} - 1 \right]$$

$$\text{where } \alpha = \frac{2\pi}{h \text{Im}(v^\ddagger)}, \beta = \frac{1}{k_B T}$$

In equation (4), v^\ddagger is the imaginary frequency associated with the reaction coordinate. ΔV^\ddagger is the zero-point-including potential energy difference between the TS structure and the reactants, and V is 0 for an exoergic reaction and the zero-point-including potential energy difference between reactants and products for an endoergic reaction. As mentioned by authors, an inspection of the power series expansion for the exponential in these equations indicates that neither expression diverges as α and β become arbitrarily close to equal.

The kinetic parameters were obtained by fitting the rate constant values obtained from TST at several temperatures between 400 and 1000 K with:

$$k_\infty = A T^n \exp(-E/RT) \quad (5)$$

where A, n, E are the parameters of the modified Arrhenius equation and k_∞ is the high-pressure limit rate constant.

Thermochemical data


Thermochemical data ($\Delta_f H^\circ$, S° , C_p°) for all the free species involved in this study were derived from energy and frequency calculations and are collected in Table 1. In the CBS-QB3 method, harmonic frequencies, calculated at the B3LYP/6-31+G(d,p) level of theory, were scaled by a factor 0.99. Accurate experimental enthalpies of formation found in the literature were used instead of those calculated. Thus, in Table 1, enthalpies of formation written in italic corresponds to experimental data found in the NIST Chemical Database⁷.

Theoretical calculations

A – Decomposition of $\bullet\text{OOCH}_2\text{CH}_2\text{OH}$

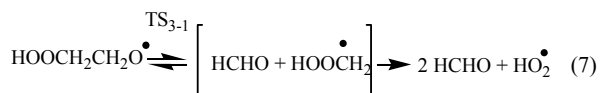
Figure 1 presents the ZPE corrected potential energy surfaces for the decomposition of $\bullet\text{OOCH}_2\text{CH}_2\text{OH}$. As shown in figure 1, isomerization yielding to $\text{HOOCH}_2\text{CH}_2\text{O}$ represents the easiest way of decomposition of this hydroxyethylperoxy radical, with an energy barrier of 21.1 kcal mol⁻¹ at 0K.

Table 1: thermochemical data for species involved in decomposition reactions of hydroxyethylperoxy radicals
 $\Delta_f H^\circ(298K)$ is expressed in kcal.mol^{-1} , $S^\circ(298 K)$ in cal.mol^{-1} and $C_p^\circ(T)$ in $\text{cal.mol}^{-1} .K^{-1}$

Species	$\Delta_f H^\circ(298K)$	$S^\circ(298 K)$	$C_p^\circ(T)$					
			300	500	800	1100	1200	1500
$CH_3^{(7)}$	34.82	46.59	9.43	10.89	12.87	14.04	15.04	16.22
$HO_2^{(7)}$	2.94	54.71	8.30	9.39	10.68	11.27	11.74	12.26
$OH^{(7)}$	9.32	43.88	7.15	7.04	7.10	7.26	7.45	7.74
$C_2H_3OH^{(7)}$	-30.60	62.89	14.39	20.01	25.12	27.36	29.10	31.02
$CH_3COOH^{(7)}$	-103.50	68.97	16.22	22.55	29.08	32.03	34.25	36.59
HCOO ₂ H	-66.67	68.02	15.65	20.00	24.28	26.11	27.41	28.67
	-57.70	66.40	15.99	23.42	30.00	32.68	34.65	36.76
OOCH ₂ CH ₂ OH	-39.28	81.98	22.09	30.30	38.36	41.73	44.16	46.63
CHOCH ₂ OH	-72.84	71.40	17.53	23.91	29.87	32.38	34.24	36.22
CH ₃ CH(OO)OH	-51.40	79.71	22.73	31.27	38.97	42.03	44.22	46.50
HOOCH ₂ CHOH	-31.94	83.81	24.62	32.93	40.73	43.78	45.85	47.84
HOOCH ₂ CH ₂ O	-20.02	80.60	22.59	31.44	40.03	43.53	45.97	48.35
CH ₂ CH(OOH)OH	-32.62	81.44	25.49	33.28	40.19	43.07	45.17	47.35
CH ₃ CHO(OOH)	-33.26	78.02	22.85	31.21	39.13	42.54	45.04	47.65



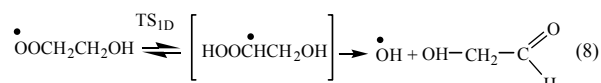
The energy barrier is relatively low since the isomerization involved a six-member ring in the transition state (TS₃) with a very low ring strain energy. The HOOCH₂CH₂O• radical reacts easily by β-scission of the C-C bond to produce HCHO and HOOCH₂• which yields afterwards formaldehyde and OH radical according to:



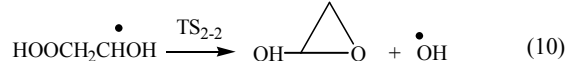
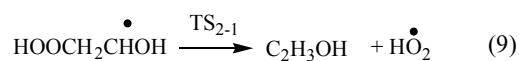
The energy barrier involved in the reaction (7) is equal to 4.8 kcal mol⁻¹ and shows the weakness of the C-C bond in the vicinity of two oxygenated groups.

Energy barrier values for isomerizations via transition states TS_{1D} and TS₂ are, respectively, 18.8 and 5.5 kcal mol⁻¹ higher than that calculated for reaction (6). It can be explained by the number of atoms involved in the H transfer during the reactions. Indeed, for TS_{1D} and TS₂, respectively, four and five-member rings are involved. It must be noted that for reaction implying TS_{1D}, the formation of a hydroperoxide bond located in β position of the

radical center leads directly to the formation of acetaldehyde and OH radical :



HOOCH₂CHOH radical formed by isomerization via a five-member ring (TS₂) can react by two ways according to reactions 9 and 10:



The barrier heights for reactions (9) and (10) are close and equal, respectively, 13.9 and 12.4 kcal mol⁻¹.

The last reaction of •OOCH₂CH₂OH is a direct decomposition to C₂H₃OH and HO₂ (figure 1). From TS_{2D}, it can be seen that the reaction involved simultaneously a H transfer and the breaking of the C-OOH bond, as shown in figure 2. However the energy barrier is high (30.8 kcal mol⁻¹) and cannot play a role in the oxidation of ethanol at low temperature.

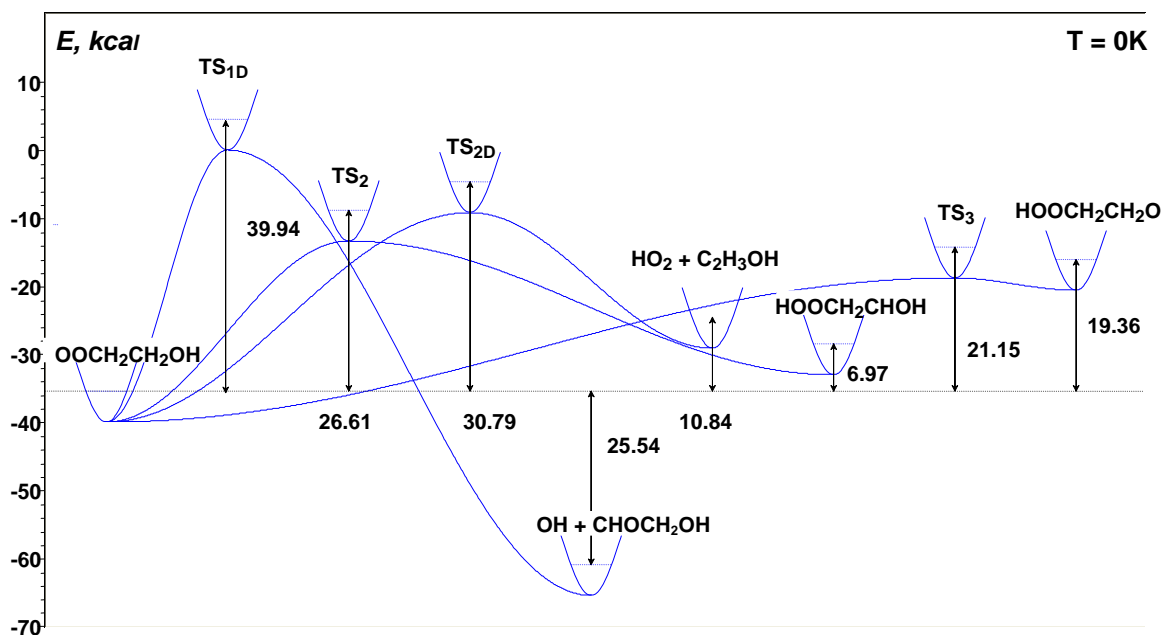


Figure 1: ZPE corrected potential energy surfaces for the decomposition of $\bullet\text{OOCH}_2\text{CH}_2\text{OH}$. The energies were obtained at the CBS-QB3 level of theory.

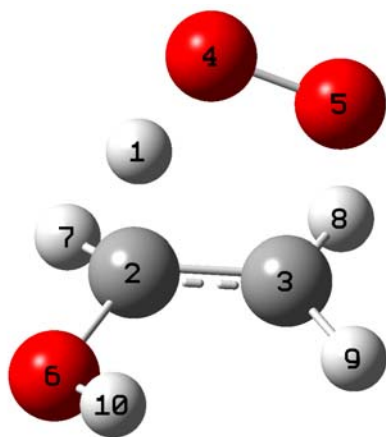
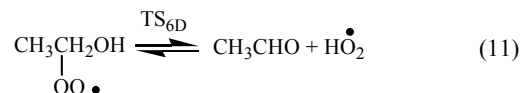


Figure 2: Transition state TS_{2D} involved in the direct decomposition of $\text{OOCH}_2\text{CH}_2\text{OH}$. Geometry obtains at the B3LYP/CBS7 level of theory.

In summary the easiest channel for the decomposition of $\bullet\text{OOCH}_2\text{CH}_2\text{OH}$ is the isomerization by H transfer from hydroxyl group leading to the formation of hydroperoxide radical, which in its turn reacts by β -scission, yielding OH and two formaldehyde molecules. The other routes involve higher activation energies and should not have any important kinetic influence during the oxidation of ethanol at low temperature.

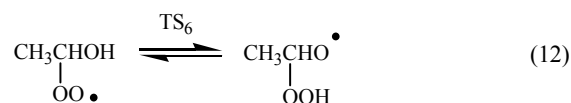
B – Decomposition of $\text{CH}_3\text{CH}(\text{OO}\bullet)\text{OH}$

Figure 3 shows the five routes of decomposition of $\text{CH}_3\text{CH}(\text{OO}\bullet)\text{OH}$ found at the CBS-QB3 level of theory. The easiest reaction involves a direct decomposition according to:



As mentioned by Zador et al.³, the product corresponds, in fact, to a complex in which remains a weak H-bond as shown in figure 4. The length of the hydrogen bond (C_3 and H_{10} in figure 4) is 1.754 Å. This reaction is close to the Waddington mechanism⁸ which corresponds to H transfer from the OH group with a simultaneous breaking of the C-OOH bond. This reaction is favored and the energy barrier is very low (11.3 kcal/mol). The formation of HO_2 from reaction 11, will induce a decrease of the reactivity of ethanol since HO_2 reacts mainly by termination in the low temperature range.

The second channel corresponds to an isomerization of $\text{CH}_3\text{CH}(\text{OO}\bullet)\text{OH}$ by a H transfer from the OH group, via a 6-member ring and according to reaction 12:



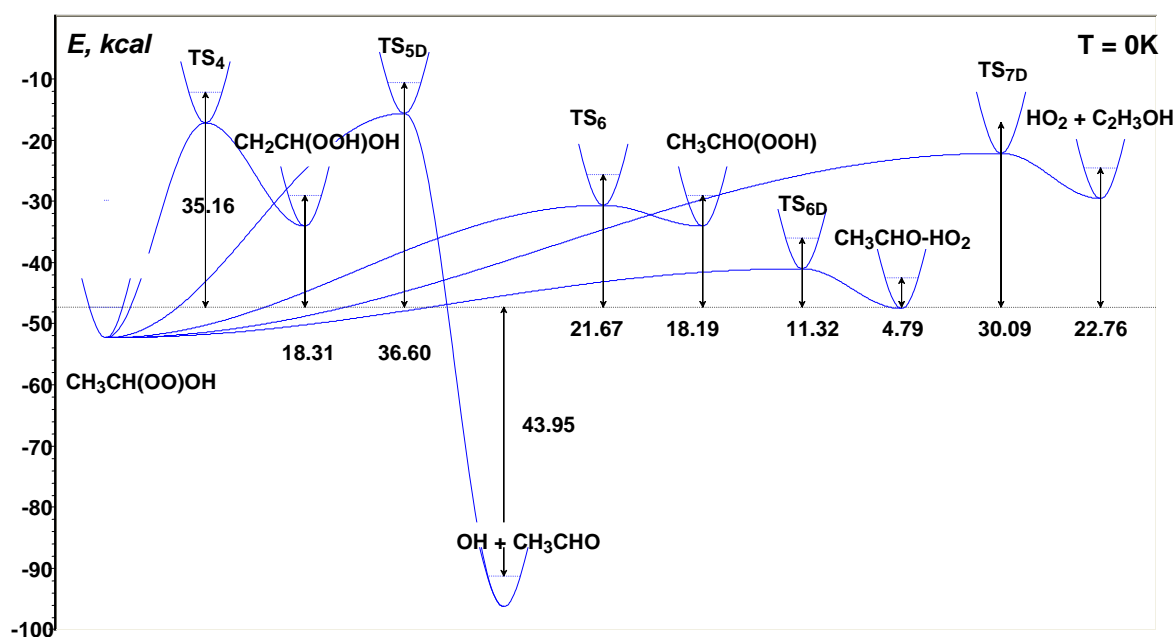


Figure 3: ZPE corrected potential energy surfaces for the decomposition of $\text{CH}_3\text{CH}(\text{OO}\bullet)\text{OH}$. The energies were obtained at the CBS-QB3 level of theory.

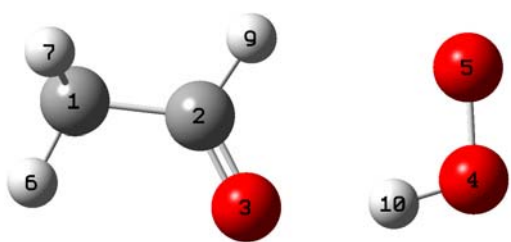
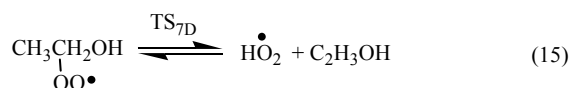
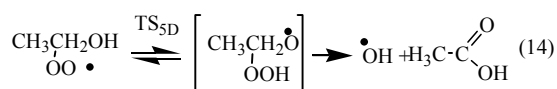
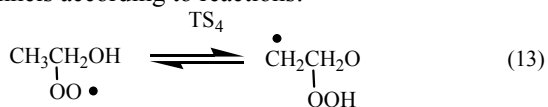


Figure 4: Complex formed in the direct decomposition of $\text{CH}_3\text{CH}(\text{OO}\bullet)\text{OH}$ (reaction 11). Geometry obtained at the B3LYP/CBS7 level of theory.

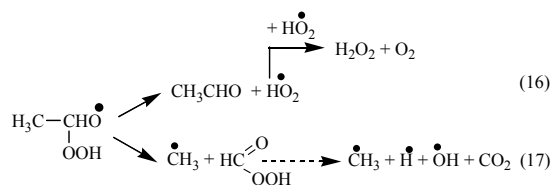
The barrier height is $10.4 \text{ kcal mol}^{-1}$ higher than that involved in reaction 11 and corresponds to a factor 1000 at 750K between the two rate constants.

$\text{CH}_3\text{CH}(\text{OO}\bullet)\text{OH}$ can decompose by three other channels according to reactions:



These three reactions correspond to very high energy barriers comparing to reaction 11 (between 18.8 and $25.3 \text{ kcal mol}^{-1}$ higher) and should not have any kinetic influence in the combustion of ethanol at low temperature

Even if reaction (11) represents the easiest route of decomposition of $\text{CH}_3\text{CH}(\text{OO}\bullet)\text{OH}$, we studied the decomposition reactions of the product formed in reaction 12 ($\text{CH}_3\text{CH}(\text{OOH})\text{O}\bullet$) and we highlighted three possible channels as shown in figure 5. Among the three routes, one yields to the formation of HO_2 (reaction 16) while the other (reaction 17) leads to the formation of a peracid (HCOO_2H) with represents a branching agent and can increase the reactivity of ethanol:



The energy barrier of reaction 17 is slightly lower than that involved in the formation of HO_2 ($10.3 \text{ kcal mol}^{-1}$ against 13 kcal mol^{-1}).

C – Rate parameters

Table 2 summarizes the rate constants of important reactions involved in the decomposition of hydroxyethylperoxy radicals and expressed from equation 5. The rate parameters have been calculated between 400 and 1000 K, i.e. in the low temperature range. The parameters in Table 2 correspond to high-pressure limit rate constants.

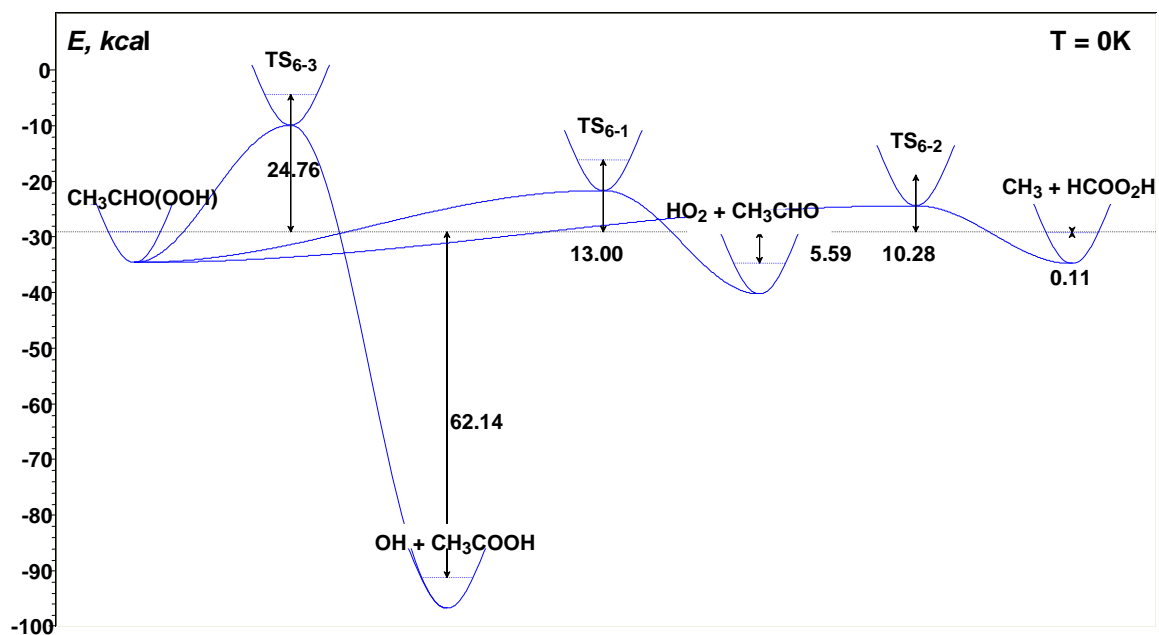


Figure 5: ZPE corrected potential energy surfaces for the decomposition of $(\text{CH}_3\text{CH}(\text{OOH})\text{O}\bullet)$. The energies were obtained at the CBS-QB3 level of theory

Table 2 : rate parameters calculated at the CBS-QB3 level of theory for important reactions involved in the low temperature combustion of ethanol

Reaction	A (s^{-1})	n	E (kcal/mol)
6 (TS ₃)	$2.84 \cdot 10^8$	0.736	19.20
11 (TS _{6D})	$1.69 \cdot 10^{11}$	0.342	10.56
12 (TS ₆)	$5.98 \cdot 10^{11}$	0.017	21.56
16 (TS ₆₋₁)	$2.43 \cdot 10^{12}$	0.365	13.30
17 (TS ₆₋₂)	$5.23 \cdot 10^{11}$	0.690	10.71

Conclusion

This paper presents a theoretical study of the oxidation of ethanol at low temperature by means of quantum calculations. Decompositions of hydroxyethylperoxy radicals, formed by addition of hydroxyethyl radicals with O_2 , have been investigated at the CBS-QB3 level of theory. For each hydroxyethylperoxy radicals a major route of decomposition exists. $\bullet\text{OOCH}_2\text{CH}_2\text{OH}$ reacts mainly by internal H transfer from the OH group, via a 6-member ring and yields, finally, formaldehyde and OH radical. $\text{CH}_3\text{CH}(\text{OO}\bullet)\text{OH}$ reacts by direct decomposition leading to the formation of H-bonded complex $\text{CH}_3\text{CHO}\dots\text{HO}_2$ which can easily decompose to acetaldehyde and HO_2 . A minor way of decomposition of $\text{CH}_3\text{CH}(\text{OO}\bullet)\text{OH}$ yields $\text{CH}_3\text{CH}(\text{OO})\text{O}\bullet$ by isomerization. β -scissions of this last radical lead either to the formation of a peracid, which represents a branching agent, or to the formation of acetaldehyde and HO_2 , which react slightly at low temperature.

Acknowledgement

This work has been supported by General Electric Energy Products – Europe.

References

- (1) Olivella, S.; Sole, A. *J. Phys. Chem. A* **2004**, *108*, 11651.
- (2) Kuwata, K. T.; Dibble, T. S.; Sliz, E.; Petersen, E. B. *J. Phys. Chem. A* **2007**, *111*, 5032.
- (3) Zádor, J.; Fernandes, R. X.; Georgievskii, Y.; Meloni, G.; Taatjes, C. A.; Miller, J. A. *Proc. Combust. Inst.* **2009**, *32*, 271.
- (4) M.J. Frisch *et al.* Gaussian 03, Revision C.02, Gaussian Inc, Wallingford, CT 2004.
- (5) Montgomery, J. A.; Frisch, M. J.; Ochterski, J. W.; Petersson, G. A. *J. Chem. Phys.* **1999**, *110*, 2822.
- (6) Mokrushin, V.; Tsang, W. Chemrate v.1.5.2; NIST, Ed. Gaithersburg, MD 20899, U.S.A., 2006.
- (7) NIST. Chemistry Webbook; <http://webbook.nist.gov/chemistry/>.
- (8) Stark, M. S.; D.J., W. *Int. J. Chem. Kinet.* **1995**, *27*, 123.