

ON THE MAXIMUM MASS OF STELLAR BLACK HOLES

KRZYSZTOF BELCZYŃSKI^{1,2}, TOMASZ BULIK^{3,4}, CHRIS L. FRYER^{1,5}, ASHLEY RUITER^{6,7}, JORICK S. VINK⁸, JARROD R. HURLEY⁹

¹ Los Alamos National Lab, P.O. Box 1663, MS 466, Los Alamos, NM 87545

² Oppenheimer Fellow

³ Astronomical Observatory, University of Warsaw, Al. Ujazdowskie 4, 00-478 Warsaw, Poland

⁴ Nicolaus Copernicus Astronomical Center, Bartycka 18, 00-716 Warsaw, Poland

⁵ Physics Department, University of Arizona, Tucson, AZ 85721

⁶ New Mexico State University, Dept of Astronomy, 1320 Frenger Mall, Las Cruces, NM 88003

⁷ Harvard-Smithsonian Center for Astrophysics, 60 Garden St., Cambridge, MA 02138 (SAO Predoctoral Fellow)

⁸ Armagh Observatory, College Hill, Armagh BT61, 9DG, Northern Ireland, United Kingdom

⁹ Centre for Astrophysics and Supercomputing, Swinburne University of Technology, Hawthorn, Victoria, 3122, Australia
 kbelczyn@lanl.gov, tb@astrouw.edu.pl, clfreyer@lanl.gov, aruiter@nmsu.edu, jsv@arm.ac.uk, JHurley@groupwise.swin.edu.au

Draft version November 9, 2018

ABSTRACT

We present the spectrum of compact object masses: neutron stars and black holes that originate from single stars in different environments. In particular, we show the dependence of maximum black hole mass on metallicity and on some specific wind mass loss rates (e.g., Hurley et al. and Vink et al.). We demonstrate that the highest mass black holes observed in the Galaxy $M_{\text{bh}} \sim 15 M_{\odot}$ in the high metallicity environment ($Z = Z_{\odot} = 0.02$) can be explained with stellar models and the wind mass loss rates adopted here. To reach this conclusion it was required to set Luminous Blue Variable mass loss rates at the level of $\sim 10^{-4} M_{\odot} \text{ yr}^{-1}$ and to employ metallicity dependent Wolf-Rayet winds. With the calibrated (on Galactic black hole mass measurements) winds the maximum black hole mass predicted for moderate metallicity ($Z = 0.3 Z_{\odot} = 0.006$) is $M_{\text{bh,max}} = 30 M_{\odot}$. This is a rather striking finding as the mass of the most massive known stellar black hole is $M_{\text{bh}} = 23 - 34 M_{\odot}$ and, in fact, it is located in a small star forming galaxy with moderate metallicity. It is also predicted that in the very low (globular cluster-like) metallicity environment the maximum black hole mass can be as high as $M_{\text{bh,max}} = 80 M_{\odot}$ ($Z = 0.01 Z_{\odot} = 0.0002$). We emphasize that our results were obtained for single stars only and that binary interactions may alter the predictions (e.g., accretion from a close companion) for maximum black hole masses. This is strictly a proof-of-principle study which demonstrates that stellar models can naturally explain even the most massive known stellar black holes.

Subject headings: binaries: close — black hole physics — gravitational waves — stars: evolution — stars: neutron

1. INTRODUCTION

Measuring the masses of celestial objects is one of the principal challenges in astrophysics. The primary method used to accomplish this task involves considering orbital motion. This standard method has been applied to a number of X-ray binaries with the result showing that the mass function exceeds the maximal mass of a neutron star (NS), i.e., $2 - 3 M_{\odot}$, which points to the fact that there are systems containing black holes (BH). There are also indirect ways of measuring black hole masses. The measurement of X-ray luminosity leads to a lower limit on the mass of the accreting body arising from the Eddington limit. This method, which was applied in the case of ultra luminous X-ray sources (ULX) has hinted that these systems are BHs with masses in excess of $100 M_{\odot}$ (Miller et al. 2004). This claim is subject to a number of assumptions, such as the isotropy of radiation. Nevertheless, there is a growing sample of stellar mass black holes with masses confirmed by observations of orbital binary motion, for a discussion see Pakull & Mirioni (2003). Moreover, there are some solitary BH candidates which have been detected through microlensing experiments, and there are good prospects for observing more of such objects. A review of the observations of galactic BH candidates (Orosz 2003; Casares 2007; Ziolkowski 2008) shows that the masses of stellar

BHs range from a few solar masses to about $14 \pm 4 M_{\odot}$ (Greiner, Cuby & McCaughrean 2001), in the case of GRS 1915-105, and 16 ± 5 for Cyg X-1 (Gies & Bolton 1986). However, in case of Cyg X-1 the estimates by different authors vary from $10 M_{\odot}$ (Herrero et al. 1995) to $20 \pm 5 M_{\odot}$ (Ziolkowski 2005).

The development of experimental techniques in recent years has allowed for the investigation of X-ray binaries in neighboring galaxies. This has led to the discovery of the largest stellar mass black hole in the binary IC10 X-1. The mass of the BH was found in the range of $23 - 34 M_{\odot}$ (Prestwich et al. 2007; Silverman & Filippenko 2008). It is interesting to note that the star formation rate in dwarf galaxy IC10 is very high, and its metallicity is low $\sim 0.3 Z_{\odot}$ (Massey et al. 2007).

The spectrum of black hole masses is extremely interesting from the point of view of gravitational wave astronomy. The interferometric observatories like LIGO (Abramovici et al. 1992) and VIRGO (Bradaschia et al. 1990) can detect coalescences of $10 M_{\odot}$ BH binaries at a distance of $\approx 150 \text{ Mpc}$, and the sensitivity of the detectors will soon increase. Thus, the theoretical understanding of the distribution of masses of black holes formed by stars may soon be measurable with gravitational wave observations, and vice versa; knowledge of the BH mass spectrum may help to identify the parameter space which favors a high

probability of source detection.

Formation of BHs in the course of stellar evolution is connected with the end of the nuclear burning phase in a massive star. For the lower mass end of BH formation, a meta-stable proton-neutron star may be formed, and the black hole appears after accretion of the part of the stellar envelope that could not be expelled in the supernova explosion. In the case of the most massive stars the BH is formed through accretion of the entire stellar material (direct collapse or failed supernova). Thus the mass of the BH is determined mainly by the mass of the star at the moment the collapse takes place, as well as the explosion energy (e.g., Fryer 1999). The presupernova mass is set predominantly by the amount of mass loss during stellar evolution.

The mass loss for massive stars is due to stellar winds (single stars; e.g., Vink 2008) and additionally close interactions for stars that are found in multiple systems (e.g., binary stars; Hurley et al. 2002). Knowledge of the mass-loss rates for BH progenitors such as Wolf-Rayet (WR) stars – massive stars found near the main-sequence (MS) losing mass at high rates and showing weak, or no, hydrogen lines in their spectra – and Luminous Blue Variables (LBVs) – extremely massive post-MS objects in a stage of evolution prior to becoming WR stars – is therefore important for understanding BH masses. A subset of WR stars (those with no hydrogen lines) are the naked helium stars which can also be formed from less massive stars that lose their hydrogen envelopes on the giant branch or beyond.

In this paper we review the recent results on modeling the stellar winds with a special emphasis on the metallicity dependence of these winds. This is a proof of principle study as we consider only the simplest case: that of single stellar evolution. We neglect the effects of binary interactions (e.g., mass loss/gain due to a close companion) and calculate the BH mass spectrum for single stars only. We combine the wind mass loss rates with the stellar evolution models and investigate the initial-final mass relation of stars for different metallicities. In particular, we calculate the maximum black hole mass for various models. The description of the wind mass loss rates and evolutionary model is presented in section § 2, § 3 contains the results of our calculations, and we summarize our findings in § 4.

2. MODEL

For our study we employ the single star evolutionary formulae of Hurley, Pols & Tout (2000) that are used within the *StarTrack* population synthesis code (Belczynski, Kalogera & Bulik 2002; Belczynski et al. 2008). Updates to the Hurley et al. (2000) formulae in *StarTrack* include an improved prescription for final remnant masses (see below) and the modeling of electron-capture supernovae where electrons are captured onto Mg atoms in an O-Ne-Mg stellar core leading to collapse to a NS (Podsiadlowski et al. 2004), thus extending the range of stellar masses that produce NSs (at the low-mass end). We also note that Hurley et al. (2000) fitted their stellar evolution formulae to detailed models of stellar masses of $100 M_{\odot}$ or less and we extend this to include stars up to $150 M_{\odot}$ – the predicted maximum stellar mass for star formation under usual conditions (Weidner & Kroupa 2004). However, the formulae are well-behaved within this extrapolation. Stars

more massive than $150 M_{\odot}$ which are now being considered as possible progenitors of intermediate-mass BHs in dense star clusters are not considered (see Glebbeek et al. 2009 for an overview). For stellar winds we use both the prescriptions given originally by Hurley et al. (2000: see § 2.1) and a new set of stellar winds (see § 2.2). In the descriptions of these below the symbols used are: L ($[L_{\odot}]$), R ($[R_{\odot}]$), M ($[M_{\odot}]$), and T ($[K]$) for stellar luminosity, radius, mass and effective temperature, respectively, as well as Z for metallicity with the solar value being $Z_{\odot} = 0.02$. Wind mass loss rates are denoted as dM/dt ($[M_{\odot} \text{ yr}^{-1}]$).

2.1. Hurley et al. winds: previous reference model

Here, as it is important for the presentation of the results and the discussion, we reiterate the wind mass loss prescriptions of the original source (Hurley et al. 2000) that have been used in *StarTrack* over the last several years. The wind prescriptions were adopted as follows:

$$(dM/dt)_{\text{R}} = 2 \times 10^{-13} \frac{LR}{M} M_{\odot} \text{ yr}^{-1} \quad (1)$$

for stars on the Giant Branch and beyond (Kudritzki & Reimers 1978; Iben & Renzini 1983);

$$\log(dM/dt)_{\text{VW}} = -11.4 + 0.0125[P_0 - 100 \max(M - 2.5, 0)] \quad (2)$$

for stars on the Asymptotic Giant Branch (Vassilidis & Wood 1993), with a maximum value of $(dM/dt)_{\text{VW}} = 1.36 \times 10^{-9} L M_{\odot} \text{ yr}^{-1}$ and pulsation (Mira) period for these stars being $\log(P_0) = \min(3.3, -2.07 - 0.9 \log M + 1.94 \log R)$;

$$(dM/dt)_{\text{NJ}} = 9.6 \times 10^{-15} R^{0.81} L^{1.24} M^{0.16} \left(\frac{Z}{Z_{\odot}} \right)^{0.5} M_{\odot} \text{ yr}^{-1} \quad (3)$$

for luminous/massive ($L > 4000 L_{\odot}$) stars (Nieuwenhuijzen, H., & de Jager, C. 1990; Kudritzki et al. 1989);

$$(dM/dt)_{\text{WR1}} = 10^{-13} L^{1.5} M_{\odot} \text{ yr}^{-1} \quad (4)$$

for WR stars (Hamann & Koesterke 1998), it is noted that WR-like winds are used also for stars with small H-rich mass envelope (WR star shines through), although in such a case the above formula is modified by the factor of $1 - \mu$ where μ stands for (in first order approximation) fractional envelope mass (for details see equation 97; Hurley et al. 2000);

$$(dM/dt)_{\text{LBV1}} = 0.1 (10^{-5} RL^{0.5} - 1)^3 \left(\frac{L}{6 \times 10^5} - 1 \right) M_{\odot} \text{ yr}^{-1} \quad (5)$$

for Luminous Blue Variables ($L > 6 \cdot 10^5$ and $10^{-5} RL^{0.5} > 1.0$); Humphreys & Davidson 1994). The LBV mass loss rate, if applicable, is added on top of stellar winds for H-rich stars, which in turn is calculated from $(dM/dt) = \max[(dM/dt)_{\text{R}}, (dM/dt)_{\text{VW}}, (dM/dt)_{\text{NJ}}]$. For WR stars the wind is obtained from $(dM/dt) = \max[(dM/dt)_{\text{R}}, (dM/dt)_{\text{WR1}}]$.

2.2. Vink et al. winds: new reference model

For hot massive H-rich stars (B/O spectral type) following Vink, de Koter & Lamers (2001) we apply:

$$\begin{aligned} \log(dM/dt)_{\text{OB}} = & -6.688 + 2.210 \log(L/10^5) \\ & -1.339 \log(M/30) - 1.601 \log(V/2.0) \\ & + 0.85 \log(Z/Z_{\odot}) + 1.07 \log(T/20000) \end{aligned} \quad (6)$$

with the ratio of wind velocity at infinity to escape velocity $V = v_{\infty}/v_{\text{esc}} = 1.3$ for stars with $12500 \leq T \leq 22500\text{K}$; and

$$\begin{aligned} \log(dM/dt)_{\text{OB}} = & -6.697 + 2.194 \log(L/10^5) \\ & -1.313 \log(M/30) - 1.226 \log(V/2.0) \\ & + 0.85 \log(Z/Z_{\odot}) + 0.933 \log(T/40000) \\ & - 10.92 [\log(T/40000)]^2 \end{aligned} \quad (7)$$

with $V = 2.6$ for stars with $27500 \leq T \leq 50000\text{K}$. Around $T \sim 25000\text{K}$ there is a bi-stability jump that leads to rapid wind increase. The jump is due to recombination of the Fe IV to the Fe III ion which is a more effective line (wind) driver. In the transition zone, we apply eq. 6 for $22500 \leq T \leq 25000\text{K}$ and eq. 7 for $25000 \leq T \leq 27500\text{K}$. We note that the above winds apply to stars that are more massive than $M_{\text{zams}} \gtrsim 3 - 3.5 M_{\odot}$ (spectral type earlier than B8-7) as these stars have $T > 12500\text{K}$ at the Zero Age Main Sequence.

For Luminous Blue Variable stars that are evolved (beyond the main sequence), H-rich and extremely luminous ($L > 6.10^5$ and $10^{-5} RL^{0.5}) > 1.0$; Humphreys & Davidson 1994) we adopt

$$(dM/dt)_{\text{LBV2}} = f_{\text{lbv}} \times 10^{-4} M_{\odot} \text{ yr}^{-1} \quad (8)$$

with the standard choice for a calibration factor $f_{\text{lbv}} = 1.5$ (see § 3.3 for justification). This formula is assumed to give the full amount of LBV mass loss (unlike in the previous prescription in which LBV winds were added on top of the underlying massive star winds: § 2.1). We note that this formula accounts both for LBV stellar wind mass loss as well as possible LBV shell ejections. Furthermore, it is assumed that LBV mass loss is independent of metallicity (see § 3.3 for further discussion).

For Wolf-Rayet (naked helium) stars we adopt

$$(dM/dt)_{\text{WR2}} = 10^{-13} L^{1.5} \left(\frac{Z}{Z_{\odot}} \right)^m M_{\odot} \text{ yr}^{-1} \quad (9)$$

which is a combination of the Hamann & Koesterke (1998) wind rate estimate that takes into account WR wind clumping (reduced winds), and Vink & de Koter (2005) wind Z -dependence who estimated $m = 0.86$ for WR stars.

For H-rich low mass stars, for which the above prescriptions do not apply, we use Hurley et al. (2000) winds (§ 2.1).

2.3. Compact object masses: maximum BH mass

To calculate the mass and type of the compact object remnant we use Hurley et al. (2000) single star evolutionary formulae with the updated winds (see § 2.2) to obtain the presupernova star mass and structure (i.e., star and CO core mass). For a given CO core mass we estimate the final FeNi core mass using evolutionary models of Timmes,

Woosley & Weaver (1996). We use hydrodynamical calculations of supernovae explosions to estimate the amount of fall back that may occur during core collapse of the most massive stars (e.g., Fryer 1999; Fryer & Kalogera 2001). Finally, to change baryonic mass to gravitational mass of a remnant we use a prescription proposed by Lattimer & Yahil (1989) for neutron stars, and for black holes we assume that the gravitational mass is 90% of the baryonic mass.

For most massive stars, it is expected that a black hole forms through direct collapse: the entire (or nearly entire) presupernova star ends up under the event horizon, contributing to the black hole mass. In those cases, the explosion energy is too low to overcome the gravitational potential of an exploding star. For example, a Galactic ($Z = Z_{\odot}$) massive star with an initial mass of $M_{\text{zams}} = 100 M_{\odot}$ is found at presupernova stage as a WR star with a mass of $M_{\text{sn}} = 11 - 15 M_{\odot}$ and a CO core mass of $M_{\text{sn}} = 8 - 11 M_{\odot}$ and this star forms a black hole with (gravitational) mass of $M_{\text{sn}} = 10 - 13.5 M_{\odot}$. The lower masses in the above example correspond to the Hurley et al. winds (§ 2.1) and the higher masses to the new adopted set of winds (§ 2.2). In both cases the presupernova star was massive enough to form a black hole through direct collapse.

The full formulation of the remnant mass calculation procedure is given in Belczynski et al. (2008, see their § 2.3.1). As we will show in the next sections, the change of stellar wind prescriptions does not affect the compact object remnant masses for stars with initial mass $M_{\text{zams}} \leq 30 M_{\odot}$ (i.e., stars that form neutron stars, and low mass black holes). For the highest mass stars, the new wind prescription results in more massive presupernova objects and heavier black holes. Although the details of supernova calculations are still rather uncertain, relevant studies (e.g., Fryer 1999) indicate that stars with very high initial masses $M_{\text{zams}} \geq 100 M_{\odot}$ form black holes through direct collapse or at least with significant fall back (i.e., most of presupernova mass ends up in the black hole). Therefore, the maximum mass of a black hole, which is the main subject of this study, will predominantly depend only on (i) the employed stellar models and (ii) the adopted set of stellar winds, both which set presupernova mass.

3. RESULTS

3.1. Standard Prediction

Here we describe the predictions for the new adopted wind mass loss rates and we compare them with the previously employed prescription. The results for both new and old winds are presented in Figure 1 and in Table 1. In Figure 1 we present the initial-final mass relation for three different metallicities; $Z = Z_{\odot} = 0.02$, $Z = 0.3 Z_{\odot} = 0.006$ and $Z = 0.01 Z_{\odot} = 0.0002$. The initial-final mass relation shows the compact object remnant mass (M_{remnant} : either neutron star or a black hole) for a given initial (M_{zams} : at Zero Age Main Sequence) star mass.

For high (Galaxy-like; $Z = Z_{\odot} = 0.02$) metallicity, neutron star formation begins at $M_{\text{zams}} = 7.7 M_{\odot}$ with low mass NSs ($M_{\text{ns}} = 1.26 M_{\odot}$) formed through electron capture supernovae (e.g., Podsiadlowski et al. 2004), where as higher initial mass (over $M_{\text{zams}} = 8.3 M_{\odot}$; see Tab. 1) NSs form through regular core collapse. In a rather wide range

$8 \lesssim M_{\text{zams}} \lesssim 18 M_{\odot}$ NSs are formed with $M_{\text{ns}} = 1.36 M_{\odot}$, then for $18 \lesssim M_{\text{zams}} \lesssim 20 M_{\odot}$ NSs are formed with $M_{\text{ns}} = 1.86 M_{\odot}$. There is a bimodal final FeNi core mass distribution due to the mode of CO burning – convective or radiative – prior to core-collapse; Timmes et al. (1996). The latest results from the KEPLER code do not show these same bimodal effect on the FeNi core mass, so this effect may not be real (Zhang et al. 2008). The detailed study of an alternative neutron star formation mass is underway (Fryer & Belczynski, in preparation), we just note that the details of neutron star formation do not play crucial role in conclusions derived in this study. For $M_{\text{zams}} \gtrsim 20 M_{\odot}$, fall back is expected to occur and this rapidly increases the mass of the remnant. Depending on the adopted limit for maximum NS mass ($M_{\text{ns,max}}$), black hole formation starts at $M_{\text{zams}} \sim 20 M_{\odot}$ ($M_{\text{ns,max}} = 2.0 M_{\odot}$) or at $M_{\text{zams}} \sim 21 M_{\odot}$ ($M_{\text{ns,max}} = 3.0 M_{\odot}$). Note that the NS/BH transition is almost insensitive to the value adopted for the maximum NS mass as the initial-final mass relation rises very steeply for the relevant remnant masses ($M_{\text{remnant}} \gtrsim 2 M_{\odot}$). The steepness of the relation is due to the increasing contribution of fall back in the final mass of the remnant.

For lower metallicities, the general features of the initial-final mass relation for neutron stars are very similar to the ones described above, with a natural downward shift of initial masses, since lower metallicity stars lose less mass in winds. In particular, for very metal-poor environments (globular cluster-like; $Z = 0.01 Z_{\odot} = 0.0002$) NS formation starts at $M_{\text{zams}} = 6.0 M_{\odot}$ and the transition to BH formation is found at $M_{\text{zams}} = 18 M_{\odot}$. Additionally, we note that whether we use the old or new wind prescription, the initial-final mass relation is virtually unaffected for neutron stars. We therefore note that the wind mass loss rates presented by Hurley et al. (2000) do not differ significantly from the O/B winds presented by Vink et al. (2001) for neutron star progenitors ($M_{\text{zams}} \sim 8 - 20 M_{\odot}$). We can derive such a conclusion since in the considered mass range, LBV and WR-like winds do not operate.

For black holes various features of the initial-final mass relation change significantly with metallicity, and additionally the relation is different for the two sets of winds used. For $Z = Z_{\odot} = 0.02$ the relation rises steeply for $M_{\text{zams}} \sim 20 - 24 M_{\odot}$, and at the high end of this range there is a small dip after which the relation resumes its rise but at a slower rate. This dip (a WR dip) corresponds to the onset of helium star winds; the threshold mass for removing the entire H-rich envelope is found at $M_{\text{zams,WR}} = 24.2 M_{\odot}$ and above this mass the stars are subject to strong WR winds. At $M_{\text{zams,LBV}} \sim 50 M_{\odot}$ we observe the onset of very strong LBV mass loss, and as the rates differ between old and new winds, the final-initial mass relations look different above the LBV formation threshold. For the old rates, stronger LBV winds first lead to a decrease (a LBV dip) and then a rather slow increase of BH mass with the initial star mass. For the new winds, the LBV winds are not as strong, and instead of a LBV dip there is only a flattening-out at $M_{\text{zams}} \sim 50 M_{\odot}$ and then the BH mass slowly increases with initial mass. The difference in relative strength of LBV winds leads to noticeable (although not very drastic) differences in black hole mass for the two models. Stars with $M_{\text{zams}} \sim 100 - 150 M_{\odot}$

form $M_{\text{bh,max}} \sim 10 M_{\odot}$ BHs in old models (high LBV mass loss), while they form $M_{\text{bh,max}} \sim 15 M_{\odot}$ BHs in new models (moderate LBV mass loss). Note that at solar metallicity WR winds are the same for both models.

For $Z = 0.03 Z_{\odot} = 0.006$, BH masses are larger than in the case of solar metallicity, as here winds are lower for smaller Z so there is a larger mass reservoir at the time of BH formation. There are also significant qualitative differences in the shape of the relation. A LBV dip occurs for low initial mass ($M_{\text{zams,LBV}} \sim 34 M_{\odot}$), and in particular for old winds it is found even before the onset of the WR transition/dip ($M_{\text{zams,WR}} = 37.4 M_{\odot}$), while for new winds it is found almost at the exact same place as the WR dip ($M_{\text{zams,WR}} = 33.8 M_{\odot}$; see Table 1). The shift of the onset of WR-like winds corresponds to decreasing mass loss with decreasing Z ; therefore a higher initial stellar mass is required to form a naked helium star. Since at this Z stars do not lose so much mass, they are more luminous and therefore they can reach the LBV phase at lower initial masses, so the LBV formation threshold moves the opposite way: to lower masses. For high initial masses, the BH mass becomes significantly different for the two employed models. In particular, for the old set of winds, stars with $M_{\text{zams}} \sim 25 - 35 M_{\odot}$ and with $M_{\text{zams}} \gtrsim 100 M_{\odot}$ form the most massive BHs: $M_{\text{bh,max}} \sim 15 M_{\odot}$. With the new winds, stars with $M_{\text{zams}} \gtrsim 100 M_{\odot}$ form maximum mass BHs: $M_{\text{bh,max}} \sim 30 M_{\odot}$. This increasing difference in $M_{\text{bh,max}}$ is due mostly to the dependence of WR winds on metallicity. For old winds, WR winds are assumed to be independent of Z and therefore the increase in maximum BH mass is rather moderate. With the new prescription, WR winds are lower for lower Z and we note a rather significant increase in maximum BH mass. To give an example, a star with an initial mass of $M_{\text{zams}} = 120 M_{\odot}$ loses ~ 7 and $\sim 25 M_{\odot}$ in WR winds for the new and old prescriptions, respectively (more examples in § 3.2).

For $Z = 0.01 Z_{\odot} = 0.0002$, the new model shows a new (subtle) feature. After the WR dip (at $M_{\text{zams}} = 36.9 M_{\odot}$) stars are a subject to strong WR winds, and the BH mass increases rather slowly with initial mass. However, at $M_{\text{zams}} = 92.5 M_{\odot}$ there is a small, but noticeable, steepening of the initial-final mass relation. At (and above) this point stars are sufficiently massive that the O/B winds and LBV winds are not strong enough to remove the entire H-rich envelope; so stars never become naked helium stars and are not subjected to strong WR winds. This is the main reason behind the formation of the most massive black holes at such low metallicity. The maximum mass BHs are found with $M_{\text{bh,max}} \sim 80 M_{\odot}$ for $M_{\text{zams}} \gtrsim 130 M_{\odot}$. At higher metallicities, the Z -dependent O/B type winds in conjunction with LBV mass loss remove the entire H-rich envelope, and the most massive stars are always a subject to WR winds. For the old model, the maximum BH mass is found to peak at $M_{\text{bh,max}} \sim 25 M_{\odot}$ for $M_{\text{zams}} \sim 25 - 30 M_{\odot}$. In this mass range, stars are not subjected to strong WR or LBV mass loss, but only to weaker Z -dependent winds (high BH mass since the winds are low for low Z ; eq. 3). However, for higher initial masses stars lose most of their mass due to the effective and Z -independent LBV and WR winds (low BH mass since winds are high no matter what Z is used; eq. 4 and eq. 5).

3.2. Examples of Mass Loss

Here we give some numbers to indicate how much mass is lost in specific winds for both models for stars that are relevant for maximum black hole mass calculations.

We start with a star of $M_{\text{zams}} = 140 M_{\odot}$ at $Z = Z_{\odot}$. For Vink et al. winds, this star is $M_{\text{tms}} = 63 M_{\odot}$ at the end of the main sequence (so it lost $\Delta_{\text{ms}} = 77 M_{\odot}$ in stellar winds during its main sequence evolution). When the star becomes a WR object its mass is $M_{\text{wr}} = 29 M_{\odot}$ (it lost $\Delta_{\text{lbv}} = 34 M_{\odot}$ in LBV winds). At the time of collapse the star's mass is $M_{\text{sn}} = 16.6 M_{\odot}$ (it lost $\Delta_{\text{wr}} = 12.4 M_{\odot}$ in a WR wind) and it forms a (direct collapse) BH of a mass $M_{\text{bh}} = 15 M_{\odot}$. For Hurley et al. winds, this star is $M_{\text{tms}} = 67 M_{\odot}$ at the end of its main sequence evolution ($\Delta_{\text{ms}} = 73 M_{\odot}$). When the star becomes a WR object its mass is $M_{\text{wr}} = 28 M_{\odot}$ ($\Delta_{\text{lbv}} = 39 M_{\odot}$). At the time of collapse the star has $M_{\text{sn}} = 11.5 M_{\odot}$ (it lost $\Delta_{\text{wr}} = 16.5 M_{\odot}$ in WR wind) and there is a direct collapse to a BH with $M_{\text{bh}} = 10.4 M_{\odot}$. As said before, for solar-like metallicity the results are rather similar for both sets of winds, and it can be concluded that most of the mass is lost during main sequence evolution ($\sim 53\%$). The next phase of evolution removes less mass ($\sim 25\%$) through LBV winds, while finally WR winds deplete the star of the relatively smallest (but still very significant) amount of mass ($\sim 12\%$).

For comparison, we use the same initial mass of $M_{\text{zams}} = 140 M_{\odot}$ but we shift to models with the very low metallicity $Z = 0.01 Z_{\odot}$. For Vink et al. winds, this star is $M_{\text{tms}} = 134 M_{\odot}$ at the end of the main sequence ($\Delta_{\text{ms}} = 6 M_{\odot}$). The LBV phase sets in shortly after the star leaves the main sequence and the star explodes during this phase at $M_{\text{sn}} = 86 M_{\odot}$ ($\Delta_{\text{lbv}} = 48 M_{\odot}$). Note that the star did not become a WR object (i.e., the H-rich envelope was too massive to be removed by prior winds). The (direct) collapse leads to the formation of a BH with $M_{\text{bh}} = 78 M_{\odot}$. For Hurley et al. winds, this star is $M_{\text{tms}} = 131 M_{\odot}$ at the end of the main sequence ($\Delta_{\text{ms}} = 9 M_{\odot}$). When the star becomes a WR object its mass is $M_{\text{wr}} = 58 M_{\odot}$ ($\Delta_{\text{lbv}} = 73 M_{\odot}$). Note that in this prescription both main sequence winds and LBV winds are stronger and the star loses its entire H-rich envelope. At the time of collapse, the star's mass is $M_{\text{sn}} = 16 M_{\odot}$ as it lost an additional $\Delta_{\text{wr}} = 42 M_{\odot}$ in a WR wind and there is a direct collapse to a BH with $M_{\text{bh}} = 14.4 M_{\odot}$. The evolution is qualitatively different for both models because stronger winds in the Hurley et al. prescription allow for the formation of WR stars independent of metallicity, while for the Vink et al. winds stars avoid this phase at low metallicity and therefore they retain more mass and form more massive BHs. It is noted that for such low Z only $\sim 5\%$ of the star's mass is lost in winds during the main sequence, while LBV mass loss is estimated at the level of $\sim 34\%$ for Vink et al. and $\sim 52\%$ for Hurley et al. Additionally there is a WR mass loss of $\sim 30\%$ but only for the Hurley et al. prescription.

We present here one more model at $Z = 0.01 Z_{\odot}$ for $M_{\text{zams}} = 30 M_{\odot}$ as at this initial mass there is a peak in black hole mass (see § 3.1) for the Hurley et al. winds. This star is $M_{\text{tms}} = 29.8 M_{\odot}$ at the end of the main sequence ($\Delta_{\text{ms}} = 0.2 M_{\odot}$). After the main sequence the star never enters LBV nor the WR stage and at the time of collapse it has $M_{\text{sn}} = 25.8 M_{\odot}$ (it lost $\Delta_{\text{pms}} = 4 M_{\odot}$ in post

main sequence evolution). After direct collapse a BH is formed with $M_{\text{bh}} = 23.2 M_{\odot}$. Only very little mass is lost and most of it is lost during post main sequence evolution ($\sim 13\%$). For Vink et al. winds for the same initial mass, the evolution is very similar with almost no mass loss during the main sequence and with only a small amount lost during later evolutionary stages ($\Delta_{\text{pms}} = 0.5 M_{\odot}$).

3.3. Effect of LBV Mass Loss

In Figure 2 (the top panel) we show the initial-final mass relation for Vink et al. winds at solar metallicity ($Z = Z_{\odot} = 0.02$) for three different levels of LBV mass loss. The top line shows the results for LBV winds of $(dM/dt)_{\text{LBV2}} = 10^{-5} M_{\odot} \text{ yr}^{-1}$ ($f_{\text{lbv}} = 0.1$). The maximum BH mass in this model is found to be $M_{\text{bh,max}} \sim 80 M_{\odot}$, very high as the LBV winds are rather weak and the most massive stars never lose their entire H-rich envelope (i.e., WR winds do not turn on) and a significant fraction of the star's initial mass is retained until the end of nuclear evolution. The middle line corresponds to a calculation with $(dM/dt)_{\text{LBV2}} = 10^{-4} M_{\odot} \text{ yr}^{-1}$ ($f_{\text{lbv}} = 1.0$) and the shape of the initial-final mass relation is very similar to the reference model that we have adopted (see Fig. 1; top panel), but with a higher maximum BH mass of $M_{\text{bh,max}} \sim 20 M_{\odot}$. Finally, the bottom line denotes a model with $(dM/dt)_{\text{LBV2}} = 10^{-3} M_{\odot} \text{ yr}^{-1}$ ($f_{\text{lbv}} = 10$) and this relation is almost identical to the one that is calculated with our old wind prescription (Hurley et al.; § 2.1), although here we use a different set of winds (Vink et al.; § 2.2). The maximum BH mass is $M_{\text{bh,max}} \sim 10 M_{\odot}$.

We choose to set the strength of LBV winds in such a way that we can reproduce the most massive known BHs in the Galaxy: $\sim 15 M_{\odot}$ (e.g., Orosz 2003; Casares 2007; Ziolkowski 2008). It is found that for $f_{\text{lbv}} = 1.5$, which corresponds to a LBV mass loss at the level of $(dM/dt)_{\text{LBV2}} = 1.5 \times 10^{-4} M_{\odot} \text{ yr}^{-1}$, the maximum BH mass reaches $15 M_{\odot}$ in our model with $Z = Z_{\odot}$ (which is appropriate for the Galaxy). As a consistency check, we test the same model (same LBV wind strength) for $Z = 0.3 Z_{\odot}$ which is the metallicity of the small star-forming galaxy IC10 that hosts the most massive known BH in a binary: X-1 $\sim 30 M_{\odot}$ (Prestwich et al. 2007; Silverman & Filippenko 2008). As we can see in Figure 1 the model for IC10 can explain BH masses up to $\sim 30 M_{\odot}$.

The LBV winds were estimated at the level of $\sim 10^{-4} - 10^{-5} M_{\odot} \text{ yr}^{-1}$ by Vink & de Koter (2002). Therefore, our choice of $(dM/dt)_{\text{LBV2}} = 1.5 \times 10^{-4} M_{\odot} \text{ yr}^{-1}$ is found very close to the high end of rate range derived by Vink & de Koter (2002). However, we demonstrated that for LBV mass loss rates as low as $\lesssim 10^{-5} M_{\odot} \text{ yr}^{-1}$, black holes would reach unrealistically high masses $\gtrsim 80 M_{\odot}$ even for high (solar; $Z = Z_{\odot} = 0.02$) metallicity (see Fig. 2; top panel). Although, such high mass BHs can not be excluded to exist in the Galaxy, we choose to use the masses of the known BHs to calibrate our model. If more massive BHs are observed then it would be required to lower our predicted LBV mass loss rates. We also speculate that the discrepancy may originate from the fact that the predicted rates do not take into account sporadic brightenings/eruptions of Luminous Blue Variables. If, during these episodes, some extra mass is lost then obviously the predictions that account only for line/radiation driven

winds (as presented by Vink & de Koter 2002) might be underestimated. For the extreme case of η Carinae the amount of mass lost has been suggested to be substantial ($\sim 10 M_{\odot}$; Smith et al. 2003). However, it is as yet not clear how much mass (if any) is lost in LBV giant eruptions in general (e.g., van Genderen 2001).

We note that in our prescription for LBV mass loss, we assume the mass loss does not depend on metallicity. However, if most of the mass is lost via metal line-driving, we would expect there to be some dependence on metallicity. It is plausible that such a metallicity dependence for the case of LBV winds is weaker than that of OB stars, as LBVs are closer to the Eddington limit, which plays an important role in the rate of mass loss (see Vink & de Koter 2002 for a more detailed discussion). It is clear that we need a better understanding of LBV mass loss before we can make any definitive conclusions with respect to the metallicity dependence of LBV mass loss.

We also show the results for the Vink et al. winds but with slightly lower LBV winds. In Figure 2 (the middle panel) we adopt $(dM/dt)_{\text{LBV2}} = 10^{-4} M_{\odot} \text{ yr}^{-1}$ and it is found that the maximum BH mass is: $M_{\text{bh,max}} \sim 100, 35, 20 M_{\odot}$ for metallicities of $Z = 0.001, 0.3, 1.0 Z_{\odot}$, respectively. This calculation naturally results in slightly higher BH masses, since the LBV winds are less effective in removing mass from stars. Note that this model can account for the potentially high mass estimate of the Galactic system Cyg X-1: $M_{\text{bh}} = 20 \pm 5 M_{\odot}$, as well as the upper mass-range estimates for the black hole in IC10 X-1 $M_{\text{bh}} \sim 34 M_{\odot}$ (e.g., Silverman & Filippenko 2008).

3.4. Wolf-Rayet winds

Nugis & Lamers (2000) have presented a study of WR wind mass loss rates and their dependence on WR star composition. Since, in the stellar models we employ (Hurley et al. 2000) the actual composition of naked helium stars is not available (there is only information on initial star metallicity), we can only test the limited formula from Nugis & Lamers (2000) that does not depend on the actual WR star composition

$$\log(dM/dt)_{\text{NL}} = -5.73 + 0.88 \log M. \quad (10)$$

In Figure 2 (the bottom panel) we show the initial-final mass relation for our new adopted reference model (Vink et al.) in which we have replaced WR star winds (eq. 9: Hamann & Koesterke 1998; Vink & de Koter 2005) with the rates given in eq 10 adopted from Nugis & Lamers (2000). The results are presented for three different metallicities $Z = 1.0, 0.3, 0.01 Z_{\odot}$. Although now WR winds do not depend on metallicity, there is still a metallicity dependence on H-rich winds (see eq. 6 and 7). The shape of these initial-final mass relations shows almost no differences with the new reference model results (see Fig. 1). In fact, the calculations using Nugis & Lamers (2000) WR winds result in $M_{\text{bh,max}} \sim 30, 80 M_{\odot}$ for low metallicities ($Z = 0.3, 0.01 Z_{\odot}$, respectively) - the same values as found in the new adopted model. For high metallicity ($Z = Z_{\odot}$) the maximum BH mass is found to be $M_{\text{bh,max}} \sim 20 M_{\odot}$ as compared to $\sim 15 M_{\odot}$ for the new model. If, in the model with Nugis & Lamers (2000) WR winds, we required maximum mass to decrease to $\sim 15 M_{\odot}$ (maximum mass of known Galactic BHs) then

we would have to adjust our calibration of LBV winds to $(dM/dt)_{\text{LBV2}} = 7 \times 10^{-4} M_{\odot} \text{ yr}^{-1}$.

4. DISCUSSION

4.1. Comments on Black Hole Masses

A black hole in the Galactic system GRS 1915 ($M_{\text{bh}} = 14 \pm 4 M_{\odot}$) is found to exist in a binary with a low mass, evolved stellar companion ($M_{\text{opt}} = 1.2 \pm 0.2 M_{\odot}$; K/M III; e.g., Greiner et al. 2001) which is filling its Roche lobe. If the companion star was born with such a low mass it could not possibly have significantly increased the mass of the black hole via mass transfer. Belczynski & Bulik (2002) proposed an evolutionary scenario in which a companion star is born with a low mass and only after the black hole is formed it expands during its red giant evolution to fill its Roche lobe. In this scenario the observed/current mass of the black hole is virtually identical to the mass of the black hole at the time of its formation. However, it was also argued that the initial mass of the companion may have been as high as $\sim 6 M_{\odot}$ and therefore, the black hole could have increased its mass by $\sim 4 M_{\odot}$ (Podsiadlowski, Rappaport & Han 2003).

Another Galactic binary Cyg X-1 is host to a black hole ($M_{\text{bh}} = 16 \pm 5 M_{\odot}$), and its massive companion ($M_{\text{opt}} \sim 30 M_{\odot}$) is estimated to be close to, but not quite yet, filling its Roche lobe and is still on the main sequence (e.g., Gies & Bolton 1986). The wind mass loss rate from the companion is measured at the level of $2.6 \times 10^{-6} M_{\odot} \text{ yr}^{-1}$ (Gies et al. 2003). If a BH progenitor is a very massive star ($\sim 100 - 150 M_{\odot}$) then its lifetime is $\sim 4 \text{ Myr}$ (e.g. Hurley et al. 2000), and this sets the minimum age of the system. The main sequence lifetime of the companion is estimated to be $\sim 5 \text{ Myr}$; we have assumed an initial mass of the companion $M_{\text{opt,zams}} \sim 40 M_{\odot}$ as it has lost about $\sim 10 M_{\odot}$ in stellar winds over the course of the system's lifetime. This means that the black hole may have been accreting from its companion for only $\sim 1 \text{ Myr}$. If we limit the accretion to the Eddington critical rate (which is $\sim 10^{-7} M_{\odot} \text{ yr}^{-1}$ for a $15 M_{\odot}$ BH), the black hole in Cyg X-1 may have accreted only $0.1 M_{\odot}$. Had we relaxed the above assumption and allowed this BH to accrete at a much higher rate (e.g., Abramowicz et al. 1988; King 2002; Ohsuga 2007), the entire mass lost in stellar winds by the companion over 1 Myr is $2.6 M_{\odot}$. Only a fraction of this mass can be accreted by the black hole, even if the wind is focused in an orbital plane as suggested by some observational evidence (e.g., Herrero et al. 1995; Miller et al. 2005). This means that the black hole mass currently observed in Cyg X-1 is close to its formation mass. This must be true if the prior evolutionary history of Cyg X-1 does not include mass transfer via RLOF, and the only mass transfer proceeded through stellar winds from the companion (e.g., Ziolkowski 2005). The RLOF mass transfer onto the BH in Cyg X-1 was considered by Podsiadlowski et al. (2003). It was concluded that if such a phase actually occurred, the black hole mass remained basically unchanged due to the fact that RLOF was proceeding on a very fast (thermal) timescale which is set by the massive companion, and most of the transferred mass was eventually lost from the system.

The most massive known extragalactic black hole ($M_{\text{bh}} \sim 30 M_{\odot}$) is in a binary system IC10 X-1 with a

massive WR star companion: $M_{\text{opt}} \sim 17 - 35 M_{\odot}$ with a mass at the high end of this range being the most likely case (Silverman & Filippenko 2008). The WR star is well within its Roche lobe and the wind mass loss rate was estimated to be at the level of $10^{-5} - 4 \times 10^{-6} M_{\odot} \text{ yr}^{-1}$ (Clark & Crowther 2004). Due to the short lifetime of such a massive WR star ($\sim 0.5 \text{ Myr}$; e.g., Bulik, Belczynski & Prestwich 2009), and since only a fraction of wind mass can be captured by the black hole, the increase in black hole mass due to wind accretion cannot exceed a few solar masses. Past evolution of this system has not yet been studied in detail and we cannot exclude the possibility that there was a phase with RLOF mass transfer from the unevolved companion (before it became a WR star). Such a mass transfer episode may have, in principle, significantly increased the black hole mass, and a thorough investigation of possible initial configurations of this system in conjunction with evolutionary calculations will be needed to clarify this issue (Valsecchi et al., in preparation).

In conclusion, it appears that the mass we have used to calibrate the maximum black hole mass for single star evolution in a Galactic-like environment (high metallicity; $Z = Z_{\odot}$): $\sim 15 M_{\odot}$ is consistent with the formation mass of Cyg X-1, which hosts one of the most massive BHs known in the Galaxy. With such a method, calibrated using the most recent metallicity-dependent wind mass loss rates, we predict that the maximum black hole mass (attained via single stellar evolution) is $M_{\text{bh,max}} \sim 30 M_{\odot}$ for an environment of moderate metallicity, like that of the IC10 galaxy ($Z = 0.3 Z_{\odot}$). Our prediction is rather striking as the mass of the most massive known BH – that which resides in IC10 in binary X-1 – is $M_{\text{bh}} = 23 - 34 M_{\odot}$. However, we cannot exclude the possibility that the BH in IC10 X-1 has accreted a significant amount of mass from its binary companion.

We also note that if our calibration of LBV winds is slightly modified (decreased) to $(dM/dt)_{\text{LBV2}} = 10^{-4} M_{\odot} \text{ yr}^{-1}$, then we predict black holes (single stellar evolution) to form with masses up to $M_{\text{bh,max}} \sim 20, 35, 100 M_{\odot}$ for $Z = Z_{\odot}$ (the Galaxy), $Z = 0.3 Z_{\odot}$ (IC10) and $Z = 0.01 Z_{\odot}$ (globular clusters), respectively (see Fig. 2; middle panel). Therefore, our models can explain even the high end of the mass range estimates for the most massive known black holes.

4.2. General Remarks

In this study, we have analyzed two sets of stellar wind mass loss rates that are used in stellar evolution and population synthesis studies. In particular, we have adopted a revised and updated set of stellar winds for the population synthesis code **StarTrack**. These updates will also be included as an option in the **BSE** population synthesis code (Hurley et al. 2002). The previous stellar winds were adopted from the compilation of Hurley et al. (2000). The new adopted formulae employ metallicity dependent O/B star winds from Vink et al. (2001), reduced (clumping) Wolf-Rayet winds from Hamann & Koesterke (1998) with metallicity dependence from Vink & de Koter (2005) and Luminous Blue Variable mass loss rates that were calibrated in this study in such a way that stars could reproduce the most massive known black holes. In fact, our primary objective was to check whether within a given set

of stellar evolutionary models and for available wind mass loss predictions, stars can form black holes that are as massive as those observed in our Galaxy ($\sim 14 \pm 4 M_{\odot}$ for GRS 1915 and $\sim 16 \pm 5 M_{\odot}$ for Cyg X-1) and in external galaxies ($\sim 23 - 34 M_{\odot}$ for IC10 X-1).

We have demonstrated that for solar metallicity environments (like our Galaxy), both set of winds - the previously employed (Hurley et al.) and the newly adopted (Vink et al.) - provide remnants massive enough to explain known Galactic black holes. However, the predictions are quite different for intermediate and low metallicities. In summary, Hurley et al. winds remove too much mass from stars and within these models one does not expect formation of black holes more massive than $\sim 15 M_{\odot}$ even at very low metallicities. This is due to the combined effects of lack of metallicity dependence for WR winds and rather strong LBV winds adopted in the Hurley et al. formulae. Quite contrary, for the Vink et al. winds, maximum black hole mass increases with decreasing metallicity, and for very low metallicity environments ($Z = 0.01 Z_{\odot}$) stars can form black holes as massive as $\sim 80 M_{\odot}$. In particular, for a metallicity ($Z = 0.3 Z_{\odot}$) of the galaxy IC10 which hosts the most massive known stellar black hole, our newly adopted model predicts the maximum black hole mass of $M_{\text{bh,max}} = 30 M_{\odot}$, which is consistent with the observed mass.

Our new results bring the remnant mass predictions of **StarTrack** more in line with the predictions of Fryer & Kalogera (2001) and Heger et al. (2003) who argued for a strong metallicity dependence in agreement with the results by many groups studying massive stellar models: Maeder & Meynet (2001), Meynet & Maeder (2003), Heger et al. (2002), Zhang et al. (2008).

To summarize our results we show the dependence of maximum black hole mass on metallicity in Figure 3 for both sets of winds. The fact that the maximum black hole increases with metallicity due to metal-dependent winds was recently investigated by stellar evolution computations with metallicity-dependent main sequence and Wolf-Rayet mass loss by Eldridge & Vink (2006) where it was found that in lower metallicity galaxies black holes are expected to have larger masses. Our results agree and to quantify them we provide an approximate formula for maximum black hole mass:

$$M_{\text{bh,max}} =$$

$$\begin{cases} 1403 \left(\frac{Z}{Z_{\odot}} \right)^2 - 548 \frac{Z}{Z_{\odot}} + 82.9 & \frac{Z}{Z_{\odot}} < 0.11 \\ -23.7 \left(\frac{Z}{Z_{\odot}} \right)^3 + 75.1 \left(\frac{Z}{Z_{\odot}} \right)^2 - 84.4 \frac{Z}{Z_{\odot}} + 48 & \frac{Z}{Z_{\odot}} \geq 0.11 \end{cases} \quad (11)$$

where black hole mass is expressed in [M_{\odot}] and the relation holds true for our newly adopted set of stellar winds (Vink et al.). These formulae are only valid for metallicities $0.01 \leq (Z/Z_{\odot}) \leq 1.5$; the range is set by the limits of the employed stellar evolutionary models (Hurley et al. 2000). The maximum black hole mass rises from $\sim 10 M_{\odot}$ for super-solar metallicity ($Z = 1.5 Z_{\odot}$) to $\sim 80 M_{\odot}$ for extremely low metallicity ($Z = 0.01 Z_{\odot}$). For the most massive stars that will form maximum mass BHs, we have estimated the contribution of specific winds in the overall mass loss from a star. For high metallicities, most mass is

lost during main sequence evolution ($\sim 50\%$), later LBV winds also remove a significant part of the star's initial mass ($\sim 25\%$) while finally the exposed naked helium star further loses mass ($\sim 10\%$) in WR-like winds. For very low metallicities, the majority of mass is lost during the LBV phase ($\gtrsim 30\%$) with only small mass loss on the main sequence ($\sim 5\%$), while the WR phase is not encountered (i.e., star never loses its H-rich envelope). For intermediate metallicities, the mass is lost in comparable quantities during the main sequence and LBV phases ($\sim 30\%$), with a small contribution to mass loss from WR-like winds ($\sim 5\%$).

Some stellar evolutionary models employ rotation (Heger et al. 2000; Maeder & Meynet 2001; Meynet & Maeder 2003; Vazques et al. 2007; de Mink et al. 2009). For stars that rotate fast (either low metallicity single stars or tidally locked stars in close binaries), the effect of rotation may play an important role on their evolution and subsequent formation of the compact object remnant. The primary effect of rotation is mixing of additional material into the central part of the star where burning is taking place, thus leading to the formation of the more massive core (as compared with non-rotating models). This should lead, in principle, to the formation of more massive remnants (e.g., it should increase the maximum black hole mass). However, rotation makes a star oblate, increasing the temperature of the polar regions. Thus, there is more radiation to drive winds, and the net effect may be an in-

crease in mass loss from a rapidly spinning star leading to a lower presupernova mass and so, reduction of the final compact object mass. It is not completely clear what would be the full effect of rotation on the maximum black hole mass, especially since initial rotation of massive stars is not known, and this is particularly true for low metallicities.

Finally, we want to emphasize that our conclusions are obtained only for single star models. In other words we do not take into account potential effects of binary evolution. Those, in principle, may increase the mass of a black hole (via accretion from a close companion) or reduce its mass (by mass loss from its progenitor). Additionally, the black hole masses that are known come from the observations of very specific types of sources: X-ray binaries; and thus it may be possible that either some evolutionary and/or observational selection effects hide the true, intrinsic maximum black hole mass. Therefore, by its nature, this is only a proof-of-principle study demonstrating that with some (widely used) evolutionary models and a set of (updated) metallicity-dependent stellar winds, regular single star evolution can naturally explain the metallicity-dependence of the most massive black holes that are known today.

We express special thanks to Vicky Kalogera for critical comments. KB and TB acknowledge the support from KBN grant N N203 302835.

REFERENCES

- Abramowicz, M., Czerny, B., Lasota, J.P., & Szuszkiewicz, E. 1988, *ApJ*, 332, 646
- Abramovici, A., et al. 1992, *Science*, 256, 325
- Belczynski, K., & Bulik, T. 2002, *ApJ*, 574, L147
- Belczynski, K., Kalogera, V., & Bulik, T. 2002, *ApJ*, 572, 407
- Belczynski, K., Kalogera, V., Rasio, F., Taam, R., Zezas, A., Bulik, T., Maccarone, T., & Ivanova, N. 2008, *ApJS*, 174, 223
- Bennett, D., et al. 2002, *ApJ*, 579, 639
- Bradaschia, C., et al. 1990, *Nuclear Instruments and Methods in Physics Research A*, 289, 518
- Bulik, T., Belczynski, K., & Prestwich, A. 2009, *ApJ*, submitted (arXiv:0803.3516)
- Casares, J. 2007, in *Black Holes from Stars to Galaxies – Across the Range of Masses*. Edited by V. Karas and G. Matt. *Proceedings of IAU Symposium* 238, 3
- Clark, J., & Crowther, P. 2004, *A&A*, 414, L45
- de Mink, S., Cantiello, M., Langer, N., Pols, O., Brott, I., & Yoon, S. 2009, *A&A*, in press (arXiv:0902.1751)
- Eldridge, J., & Vink, J.S. 2003, *A&A*, 452, 295
- Fryer, C. 1999, *ApJ*, 522, 413
- Fryer, C., & Kalogera, V. 2001, *ApJ*, 554, 548
- Gies, D., & Bolton, C. 1986, *ApJ*, 304, 371
- Gies, D., et al. 2003, *ApJ*, 583, 424
- Glebbeek, E., Gaburov, E., de Mink, S.E., Pols, O.R., & Portegies Zwart, S.F. 2009, *A&A*, 497, 255
- Greiner, J., Cuby, J., & McCaughrean, M. 2001, *Nature*, 414, 522
- Hamann, W., & Koesterke, L. 1998, *A&A*, 335, 1003
- Heger, A., Langer, N., Woosley, S.E. 2000, *ApJ*, 528, 368
- Heger, A., Woosley, S.E., Rauscher, T., Hoffman, R.D., & Boyes, M.M. 2002, *New Astron. Rev.*, 46, 463
- Heger, A., Fryer, C.L., Woosley, S.E., Langer, N., & Hartmann, D.H. 2003, *ApJ*, 591, 288
- Herrero, A., Kudritzki, R., Gabler, R., Vilchez, J., & Gabler, A. 1995, *A&A*, 297, 556
- Humphreys, R. M., & Davidson, K. 1994, *PASP*, 106, 1025
- Hurley, J. R., Pols, O. R., & Tout, C. A. 2000, *MNRAS*, 315, 543
- Hurley, J. R., Tout, C. A., & Pols, O. R. 2002, *MNRAS*, 329, 897
- Iben, I., & Renzini, A. 1983, *ARA&A*, 21, 271
- King, A. 2002, *MNRAS*, 335, L13
- Kudritzki, R., Pauldrach, A., Puls, J., & Abbott, D. 1989, *A&A*, 219, 205
- Kudritzki, R., & Reimers D. 1978, *A&A*, 70, 227
- Lattimer, J.M., & Yahil, A. 1989, *ApJ*, 340, 426
- Maeder, A. & Meynet, G. 2001, *A&A*, 373, 555
- Mao, S., et al. 2002, *MNRAS*, 329, 349
- Massey, P., McNeill, R., Olsen, K., Hodge, P., Blaha, C., Jacoby, G., Smith, R., & Strong, S. 2007, *AJ*, 134, 2474
- Meynet, G. & Maeder, A. 2003, *A&A*, 404, 975
- Miller, J., Fabian, A., & Miller, M. 2004, *ApJ*, 614, L117
- Miller J., et al. 2005, *ApJ*, 620, 398
- Nieuwenhuijzen, H., & de Jager, C. 1990, *A&A*, 231, 134
- Nugis, T., & Lamers, H. 2000, *A&A*, 360, 227
- Orosz, J. 2003, in *A Massive Star Odyssey: From Main Sequence to Supernova*, *Proceedings of IAU Symposium* 212, 365 (eds. K. van der Hucht, A. Herrero, E. Cesar)
- Ohsuga, K. 2007, *ApJ*, 659, 205
- Pakull, M., & Mirioni, L. 2003, *Revista Mexicana de Astronomia y Astrofisica Conference Series*, 15, 197
- Podsiadlowski, P., Rappaport, S., & Han, Z. 2003, *MNRAS*, 341, 385
- Podsiadlowski, P., Langer, N., Poelarends, A.J.T., Rappaport, S., Heger, A., & Pfahl, E.D. 2004, *ApJ*, 612, 1044
- Poindexter, S., Afonso, C., Bennett, D., Glicenstein, J., Gould, A., Szymanski, M., & Udalski, A. 2005, *ApJ*, 633, 914
- Prestwich, A., et al. 2007, *ApJ*, 669, L21
- Smith, N., et al. 2003, *AJ*, 125, 1458
- Silverman, J., & Filippenko, A., 2008, *ApJ*, 678, L17
- Vassiliadis, E., & Wood, P. R. 1993, *ApJ*, 413, 641
- van Genderen, A. 2001, *A&A*, 366, 508
- Vazquez, G., Leitherer, C., Schaerer, D., Meynet, G., & Maeder, A. 2007, *ApJ*, 663, 995
- Vink, J.S., de Koter, A., & Lamers, H. 2001, *A&A*, 369, 574
- Vink, J.S., & de Koter, A. 2002, *A&A*, 393, 543
- Vink, J.S., & de Koter, A. 2005, *A&A*, 442, 587
- Vink, J.S. 2008, *New Astronomy Review*, 52, 419
- Weidner, C., & Kroupa, P. 2004, *MNRAS*, 348, 187
- Zhang, W., Woosley, S.E., & Heger, A. 2008, *ApJ*, 679, 639
- Ziolkowski, J. 2005, *MNRAS*, 358, 851
- Ziolkowski, J. 2008, *Chinese Journal of Astronomy and Astrophysics Supplement*, 8, 273

TABLE 1
CHARACTERISTIC PROPERTIES OF INITIAL-FINAL MASS RELATIONS^a

Model	Z	WD/NS ^b	NS/BH (2.0 M _⊙)	$M_{\text{zams}}[\text{ M}_{\odot}]$:			WR	LBV	$M_{\text{remnant}}:$ $M_{\text{bh,max}}$ [M _⊙]
				NS/BH (2.5 M _⊙)	NS/BH (3.0 M _⊙)				
Hurley	Z_{\odot}	7.7 (8.3)	20.2	20.8	21.3	24.2	48.5	10.5	
Hurley	0.3 Z_{\odot}	7.0 (7.7)	19.2	19.4	19.6	37.4	34.3	16.0	
Hurley	0.01 Z_{\odot}	6.0 (6.8)	18.0	18.2	18.3	36.2	32.0	24.2	
Vink	Z_{\odot}	7.7 (8.3)	20.2	20.8	21.2	24.2	49.7	15.0	
Vink	0.3 Z_{\odot}	7.0 (7.7)	19.0	19.2	19.4	33.8	33.9	28.3	
Vink	0.01 Z_{\odot}	6.0 (6.8)	17.9	18.1	18.2	36.9 ^c	32.0	79.1	

^aInitial star mass (M_{zams}) is given for: transition of WD to NS formation and NS to BH formation for three assumed maximum NS masses $M_{\text{ns,max}} = 2.0, 2.5, 3.0 M_{\odot}$. Minimum initial mass over which Wolf-Rayet star forms and over which Luminous Blue Variable forms. In the last column we list the maximum BH mass that is formed in a given model.

^bNumber in parenthesis: initial star mass for transition from electron capture supernova NS to core collapse NS.

^cWR stars form only in the limited range of $M_{\text{zams}} = 36.9 - 92.5 M_{\odot}$; for details see §3.1.

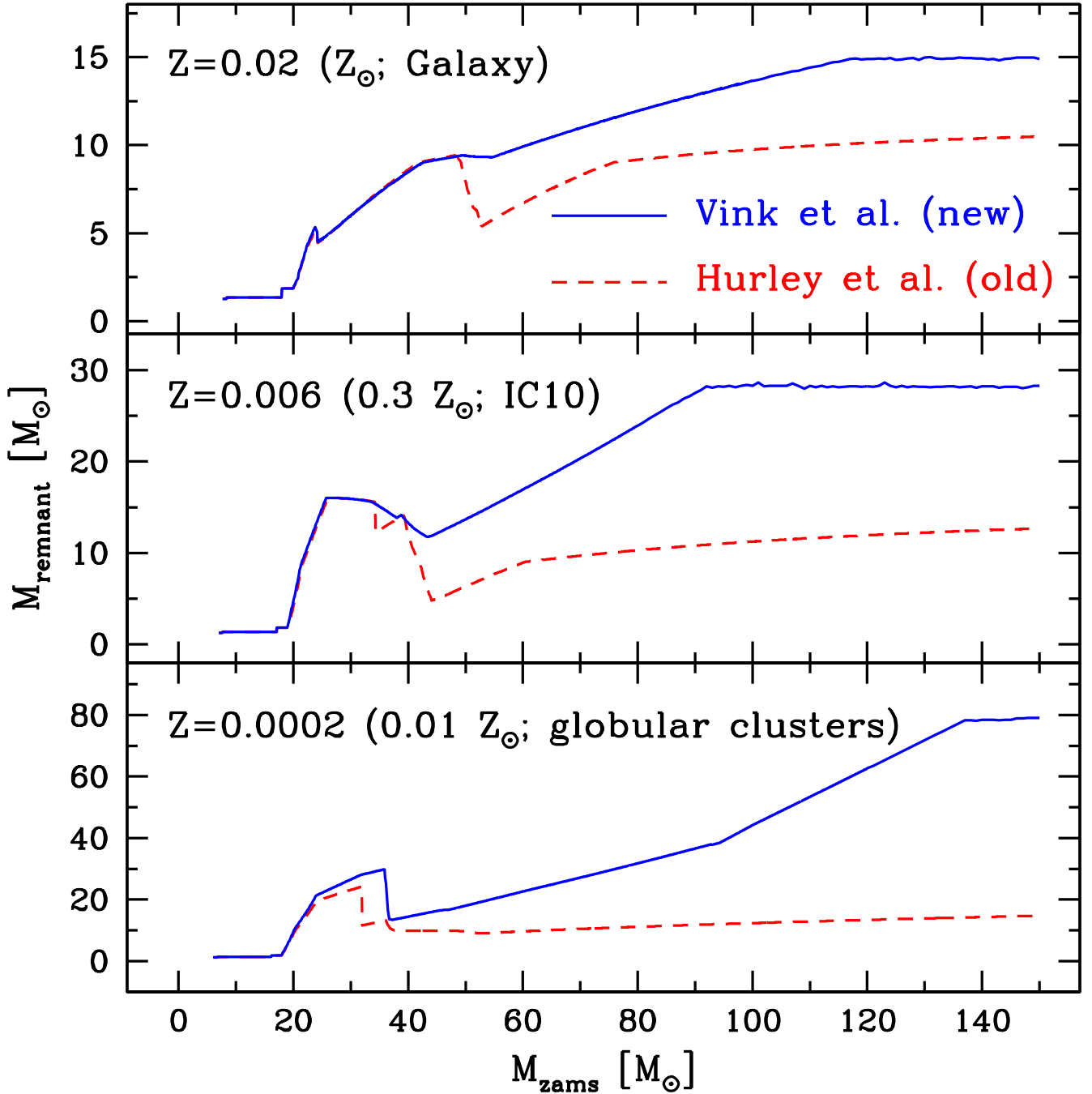


Fig. 1.— The final-initial mass relation for single stellar evolution for two wind prescriptions: the previously used Hurley et al. winds (§ 2.1) and newly adopted modified Vink et al. winds (imposed LBV winds at the level of $1.5 \times 10^{-4} M_{\odot} \text{ yr}^{-1}$; § 2.2). *Top panel:* Results for solar metallicity that correspond to the stellar field populations in Galaxy. The predicted maximum black hole mass $M_{\text{bh,max}} \sim 15 M_{\odot}$ for new and $\sim 10 M_{\odot}$ for old winds is consistent with the most massive stellar black holes observed in our Galaxy (e.g., in GRS 1915 $M_{\text{bh}} = 14 \pm 4 M_{\odot}$). *Middle panel:* Results for moderate metallicity that correspond to stellar populations in galaxy IC10 which hosts the most massive known stellar black hole ($M_{\text{bh}} = 23 - 34 M_{\odot}$). Note that the predicted maximum black hole mass $M_{\text{bh,max}} \sim 30 M_{\odot}$ for new winds is consistent with the measurement in IC10, while $M_{\text{bh,max}} \sim 15 M_{\odot}$ obtained for old winds appears to be significantly too small. *Bottom panel:* Results for very low metallicity that correspond to stellar populations of Galactic globular clusters or metal-poor galaxies. The maximum black hole mass may reach $M_{\text{bh,max}} \sim 80 M_{\odot}$ or $\sim 25 M_{\odot}$ for the new and old wind prescriptions, respectively. Note the change of vertical scale from panel to panel.

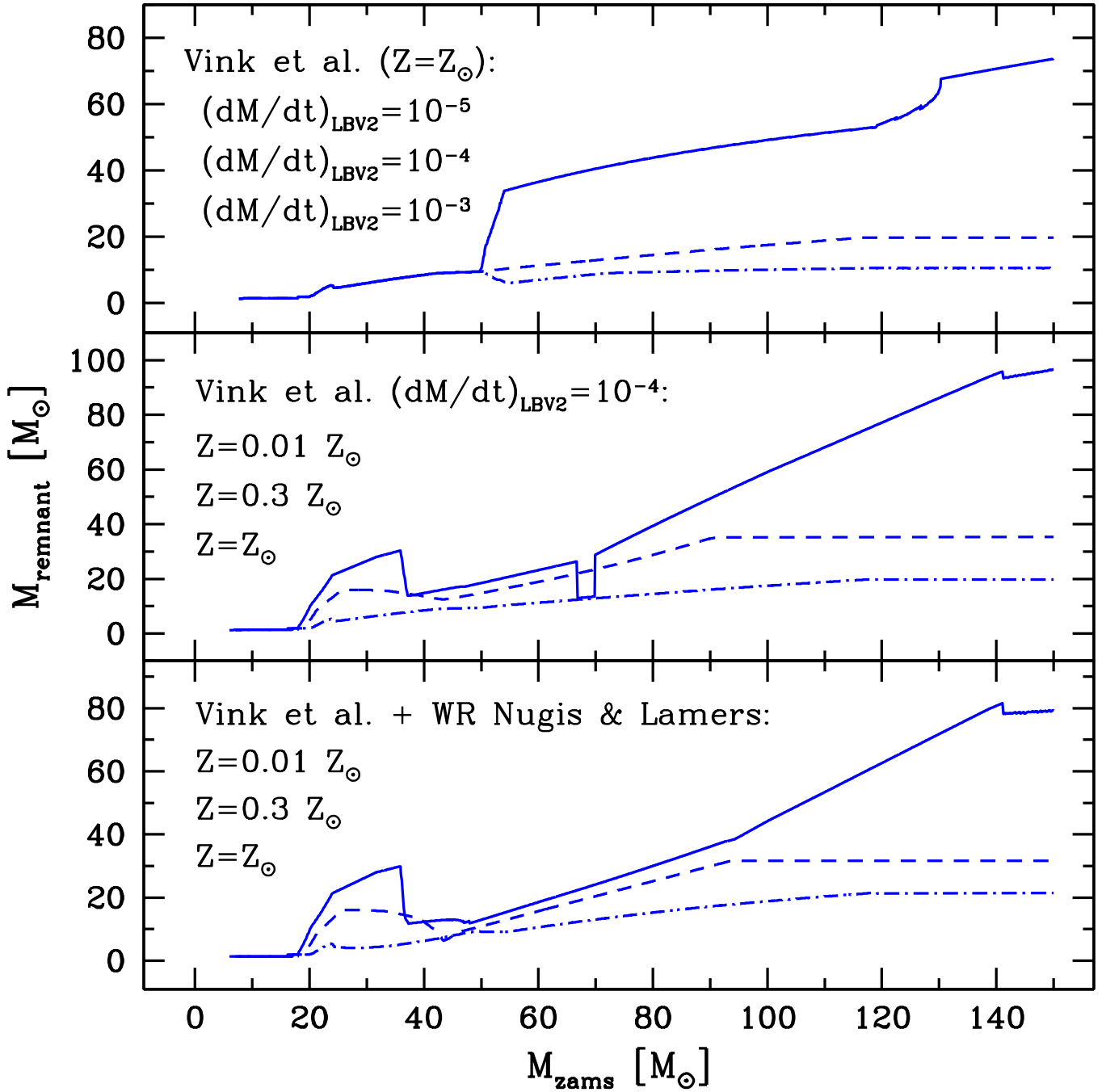


Fig. 2.— The final-initial mass relations for alternative parameter choices. *Top panel:* The relation for Vink et al. winds with the Galaxy-like metallicity ($Z = Z_{\odot}$) with three different assumed levels of LBV winds: $10^{-5} M_{\odot} \text{ yr}^{-1}$ ($f_{\text{lbv}} = 0.1$, top line), $10^{-4} M_{\odot} \text{ yr}^{-1}$ ($f_{\text{lbv}} = 1.0$, middle line), $10^{-3} M_{\odot} \text{ yr}^{-1}$ ($f_{\text{lbv}} = 10$, bottom line). The maximum BH mass is: $M_{\text{bh,max}} \sim 80, 20, 10 M_{\odot}$ for the top, middle and bottom lines, respectively. Note that Galactic black holes reach masses of $\sim 15 M_{\odot}$, implying the LBV winds at the level of $\sim 10^{-3} - 10^{-4} M_{\odot} \text{ yr}^{-1}$. *Middle panel:* The relation for the Vink et al. winds but with lower (than adopted in the reference model) LBV winds: $10^{-4} M_{\odot} \text{ yr}^{-1}$. Note the high maximum BH masses for this model $M_{\text{bh,max}} \sim 100, 35, 20 M_{\odot}$ for $Z = 0.001, 0.3, 1.0 Z_{\odot}$, respectively. *Bottom panel:* The relation for Vink et al. winds with modified WR winds that were adopted from Nugis & Lamers for these calculations. Note that results for low metallicity ($Z = 0.01, 0.3 Z_{\odot}$, upper curves) are almost identical to our new reference model, while the high metallicity model results in a higher maximum BH mass ($M_{\text{bh,max}} \sim 20 M_{\odot}$) than the reference calculation ($\sim 15 M_{\odot}$).

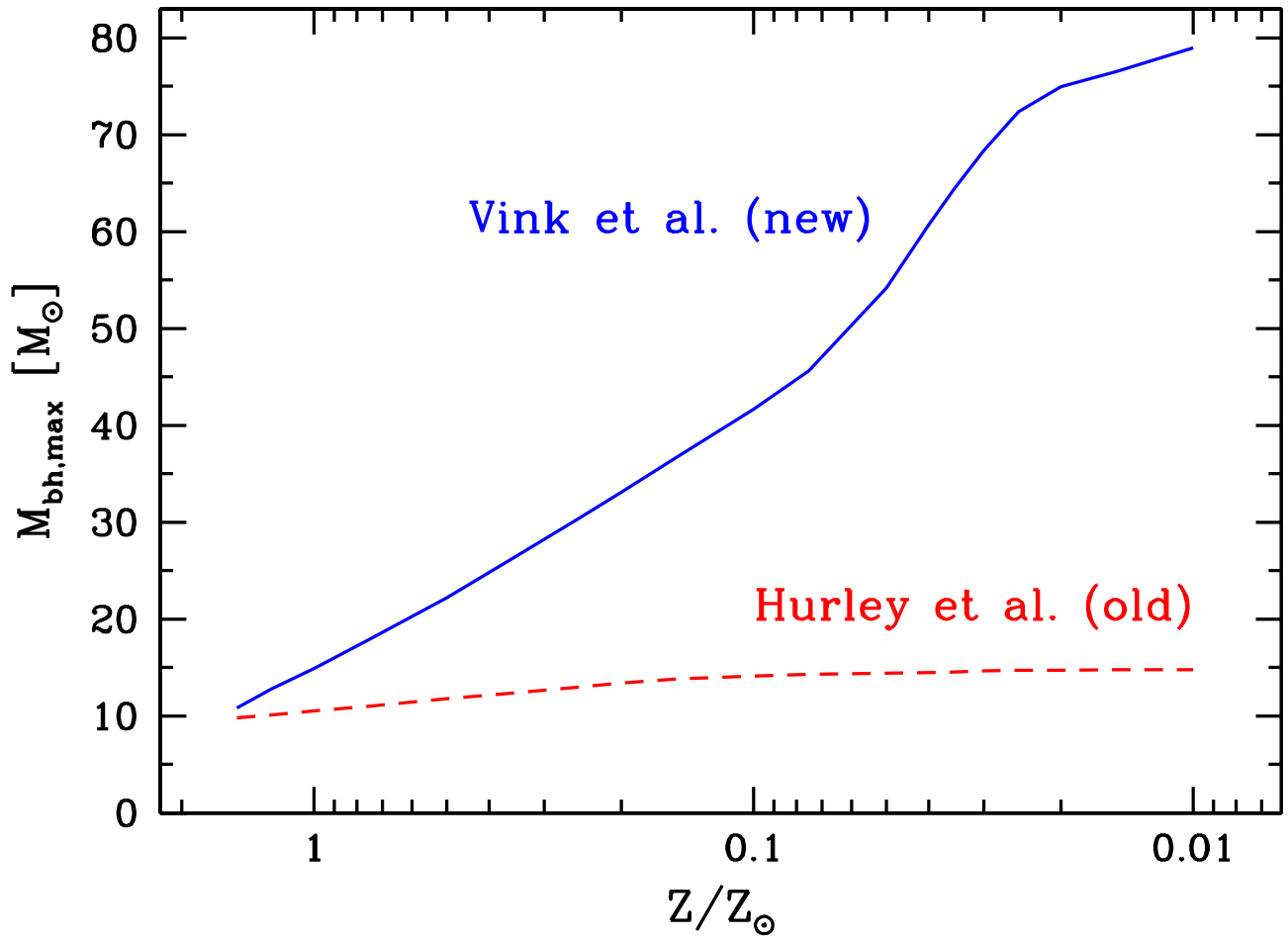


Fig. 3.— The dependence of maximum black hole mass on metallicity for our previously used set of stellar winds (Hurley et al.; § 2.1) and for new adopted winds (Vink et al.; § 2.2). Note that the maximum BH mass is similar for solar-like metallicities, while it is significantly larger for the new winds in metal-poor environments.