

DETECTION OF GAMMA-RAY EMISSION FROM THE ETA-CARINAE REGION

M. TAVANI^{1,2}, S. SABATINI², E. PIAN¹⁶, A. BULGARELLI⁵, P. CARAVEO³, R.F. VIOTTI¹, M.F. CORCORAN¹⁷, A. GIULIANI³, C. PITTORI¹⁴, F. VERRECCHIA¹⁴, S. VERCELLONE³, S. MEREGHETTI³, A. ARGAN¹, G. BARBIELLINI⁶, F. BOFFELLI⁷, P. W. CATTANEO⁷, A. W. CHEN^{3,4}, V. COCCO¹, F. D'AMMANDO^{1,2}, E. COSTA¹, G. DE PARIS¹, E. DEL MONTE¹, G. DI COCCO⁵, I. DONNARUMMA¹, Y. EVANGELISTA¹, A. FERRARI^{4,18}, M. FEROCI¹, M. FIORINI³, T. FROYSLAND^{2,4}, F. FUSCHINO⁵, M. GALLI⁸, F. GIANOTTI⁵, C. LABANTI⁵, I. LAPSHOV¹, F. LAZZAROTTO¹, P. LIPARI⁹, F. LONGO⁶, M. MARISALDI⁵, M. MASTROPIETRO¹⁰, E. MORELLI⁵, E. MORETTI⁶, A. MORSELLI¹¹, L. PACCIANI¹, A. PELLIZZONI²⁰, F. PEROTTI³, G. PIANO^{1,2,11}, P. PICOZZA^{2,11}, M. PILIA²¹, G. PORROVECCHIO¹, G. PUCELLA¹, M. PREST¹², M. RAPISARDA¹³, A. RAPPOLDI⁷, A. RUBINI¹, P. SOFFITTA¹, M. TRIFOGLIO⁵, A. TROIS¹, E. VALLAZZA⁶, V. VITTORINI^{1,2}, A. ZAMBRA³, D. ZANELLO⁹, P. SANTOLAMAZZA¹⁴, P. GIOMMI¹⁴, S. COLAFRANCESCO¹⁴, L.A. ANTONELLI¹⁹, L. SALOTTI¹⁵

ApJLetters, in press, 16 Mar. 2009

ABSTRACT

We present the results of extensive observations by the gamma-ray AGILE satellite of the Galactic region hosting the Carina nebula and the remarkable colliding wind binary Eta Carinae (η Car) during the period 2007 July – 2009 January. We detect a gamma-ray source (1AGL J1043-5931) consistent with the position of η Car. If 1AGL J1043-5931 is associated with the Car system our data provide the long sought first detection above 100 MeV of a colliding wind binary. The average gamma-ray flux above 100 MeV and integrated over the pre-periastron period 2007 July – 2008 October is $F_\gamma = (37 \pm 5) \times 10^{-8}$ ph cm⁻² s⁻¹ corresponding to an average gamma-ray luminosity of $L_\gamma = 3.4 \times 10^{34}$ erg s⁻¹ for a distance of 2.3 kpc. We also report a 2-day gamma-ray flaring episode of 1AGL J1043-5931 on 2008 Oct. 11-13 possibly related to a transient acceleration and radiation episode of the strongly variable shock in the system.

Subject headings: gamma rays: observations — stars: individual (Eta Carinae) — stars: winds, outflows — X-rays: binaries

1. INTRODUCTION

η Car is a very massive (~ 100 solar masses) star known for its strong mass outflow eruptions, and is one of the most interesting objects of our Galaxy (e.g., Davidson & Humphrey 1997). Radial velocity variations of spectroscopic lines accumulated over the years provide a strong evidence that η Car is a binary system (e.g., Damini et al. 2008a,b) where the primary star is a luminous blue variable (LBV) star orbiting in a very eccentric binary ($e \sim 0.9$) with a companion star believed to be an O star of ~ 30 solar masses. The orbital period is 5.53

years (~ 2023 days) (e.g., Damini et al., 2008a): the system has been monitored in the radio, mm, IR, optical and X-ray bands for at least three cycles. Both stars emit dense and high-velocity gaseous winds, and the binary system is ideal to study the interaction of colliding winds and to test theories of particle acceleration and radiation under extreme conditions. The mass outflow rates and wind speeds of the two stars inferred from the wealth of all available data are $\dot{M}_1 \simeq 2 \times 10^{-4} M_\odot \text{ yr}^{-1}$, $\dot{M}_2 \simeq 2 \times 10^{-5} M_\odot \text{ yr}^{-1}$, $v_1 \simeq 600 \text{ km s}^{-1}$, $v_2 \simeq 3000 \text{ km s}^{-1}$ (Pittard et al. 2005). Eta Car is then interesting among other colliding wind binaries since the observable X-ray emission in the 2-10 keV band is almost entirely produced by the shocked fast wind of the secondary star, with little if any contribution from the slow shocked wind of Eta Car itself. The system is known for its variability and occasional erratic eruptions detected in the IR and optical bands, as well as for its distinct asymmetric pattern of optical line and X-ray emission during its orbital period (Corcoran et al. 2001).

η Car has been repeatedly observed in the energy ranges 1-10 keV and 20-100 keV by different observatories. It is certainly the only source showing a non-thermal X-ray spectrum within a region centered on η Car with a 1 degree diameter (the anomalous X-ray pulsar AXP 1E 1048.1-5937 is about 0.6 degrees away). Whereas the 1-10 keV spectrum is dominated by a quasi-thermal and variable component (Corcoran et al. 2001; Corcoran 2005; Viotti et al. 2002), the hard X-ray observations show non-thermal emission that appears to vary along the orbit (Viotti et al. 2004; Leyder et al. 2008). The η Car source was detected with high significance by BSAX-PDS and INTEGRAL-ISGRI far from perias-

¹ INAF/IASF-Roma, I-00133 Roma, Italy² Dip. di Fisica, Univ. Tor Vergata, I-00133 Roma, Italy³ INAF/IASF-Milano, I-20133 Milano, Italy⁴ CIFS-Torino, I-10133 Torino, Italy⁵ INAF/IASF-Bologna, I-40129 Bologna, Italy⁶ Dip. Fisica and INFN Trieste, I-34127 Trieste, Italy⁷ INFN-Pavia, I-27100 Pavia, Italy⁸ ENEA-Bologna, I-40129 Bologna, Italy⁹ INFN-Roma La Sapienza, I-00185 Roma, Italy¹⁰ CNR-IMIP, Roma, Italy¹¹ INFN Roma Tor Vergata, I-00133 Roma, Italy¹² Dip. di Fisica, Univ. Dell'Insubria, I-22100 Como, Italy¹³ ENEA Frascati, I-00044 Frascati (Roma), Italy¹⁴ ASI Science Data Center, I-00044 Frascati(Roma), Italy¹⁵ Agenzia Spaziale Italiana, I-00198 Roma, Italy¹⁶ Osservatorio Astronomico di Trieste, Trieste, Italy¹⁷ CRESST and Universities Space Research Association, NASA/Goddard Space Flight Center, Code 662, Greenbelt, MD 20771¹⁸ Dip. Fisica, Università di Torino, Turin, Italy¹⁹ INAF-Osservatorio Astron. di Roma, Monte Porzio Catone, Italy²⁰ INAF-Osservatorio Astronomico di Cagliari, localita' Poggio dei Pini, strada 54, I-09012 Capoterra, Italy²¹ Dipartimento di Fisica, Università dell'Insubria, Via Valleggio 11, I-22100 Como, Italy

tron. INTEGRAL is capable of resolving field sources with a few arcminute resolution in the hard X-ray range. Although INTEGRAL observed the system at different phase periods (0.99-0.01, 0.16-0.19, 0.35-0.37), η Car was detected only during the phase interval 0.16-0.19 with an average 22-100 keV X-ray flux of $F = 1.1 \times 10^{-11}$ erg cm $^{-2}$ s $^{-1}$ (Leyder et al. 2008).

The Carina region has been observed at gamma-ray energies above a few MeV by the OSSE, COMPTEL and EGRET instruments on board of the Compton Gamma-Ray Observatory (CGRO). An EGRET gamma-ray source (3EG J1048-5840) is catalogued at about 1 degree distance from η Car. However, no gamma-ray emission above 100 MeV has been reported by CGRO from the η Car region²².

The gamma-ray astrophysics mission AGILE (Tavani et al. 2008) observed several times the Carina region in the Galactic plane during its early operational phases and Cycle-1 observations. Here we report the main results of the gamma-ray observations of the η Car region carried out by the AGILE satellite during the period 2007 July - 2009 January, simultaneously in the energy bands 30 MeV - 30 GeV and 18-60 keV. A high-confidence gamma-ray source (1AGL J1043-5931) was detected positionally consistent with η Car by integrating all data, as well as by considering specific observation periods.

2. AGILE 2007-2008 OBSERVATIONS

The AGILE mission has been operating since 2007 April (Tavani et al. 2008). The AGILE scientific instrument is very compact and is characterized by two co-aligned imaging detectors operating in the energy ranges 30 MeV - 30 GeV (GRID, Barbiellini et al. 2002, Prest et al., 2003) and 18-60 keV (Super-AGILE, Feroci et al. 2007), as well as by an anticoincidence system (Perotti et al. 2006) and a calorimeter (Labanti et al. 2006). AGILE's performance is characterized by large fields of view (2.5 and 1 sr for the gamma-ray and hard X-ray bands, respectively), optimal angular resolution and good sensitivity (see Tavani et al. 2008 for details about the mission and main instrument performance). Flux sensitivity for a typical 1-week observing period can reach the level of several tens of 10^{-8} ph cm $^{-2}$ s $^{-1}$ above 100 MeV, and 10-20 mCrab in the 18-60 keV range depending on off-axis angles and pointing directions.

The AGILE satellite repeatedly pointed at the Carina region for a total of ~ 130 days during the time period 2007 July - 2009 January. Table 1 summarizes the AGILE observations of the field. Analysis of the gamma-ray data was carried out with the *FT3ab₂* calibrated filter, with a gamma-ray event selection that takes into account standard SAA event cuts and 80 degree Earth albedo filtering. We used the AGILE gamma-ray software release Build 17 and the standard hard X-ray analysis software.

Fig. 1 shows the integrated sky map of the η Car region at energies above 100 MeV for the period 2007 July - 2008 October. A gamma-ray source is detected with high confidence (7.8 sigma) at the position $(l, b) = 287.6, -0.7 \pm$

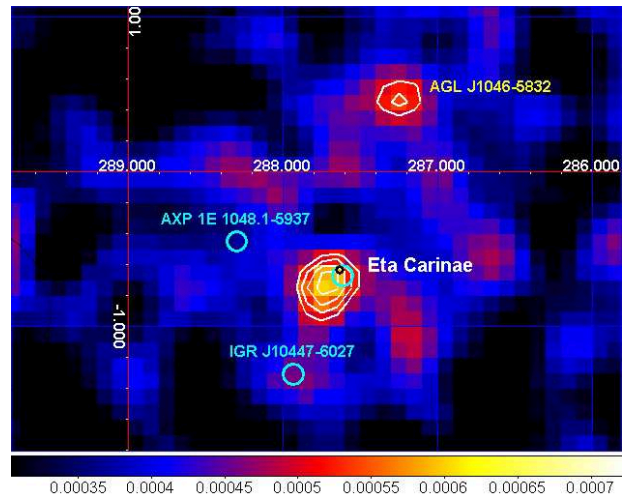


FIG. 1.— AGILE gamma-ray intensity map in Galactic coordinates of the η Car region above 100 MeV summing all data collected from 2007 July to 2008 October. The central gamma-ray source that can be associated with η Car is 1AGL J1043-5931; we also indicate the prominent nearby gamma-ray source AGL J1046-5832 which is associated with the radio pulsar PSR B1046-58 (Kaspi et al. 2006; Abdo et al. 2009). The color bar scale is in units of photons cm $^{-2}$ s $^{-1}$ pixel $^{-1}$. Pixel size is 0.1 degrees, and we used a 3-bin Gaussian smoothing. White contour levels of the AGILE sources start from 0.0005 and increase in steps of 0.00028. The optical position of η Car is marked by a small black circle. The INTEGRAL sources (Leyder et al. 2008) are marked with cyan circles.

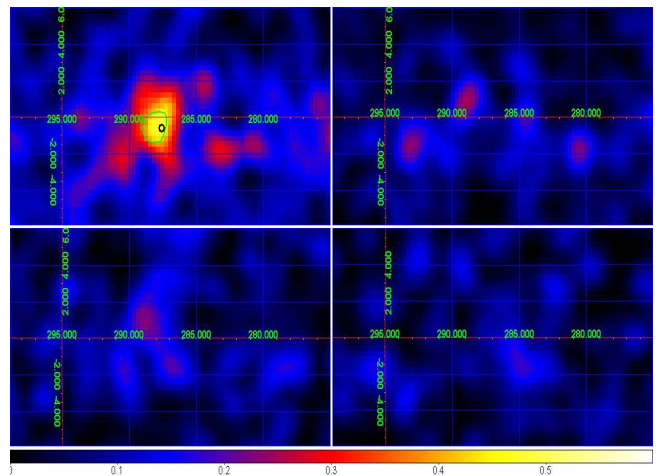


FIG. 2.— Time sequence of AGILE-GRID gamma-ray counts maps above 100 MeV centered on the η Car region during the period 2008 10-17 October. The time sequence starts at the upper right corner and it is counterclockwise. Each map corresponds approximately to a 2-day integration starting on 2008 Oct. 10. The color bar scale is in units of counts cm $^{-2}$ s $^{-1}$ pixel $^{-1}$. Pixel size is 0.3 degrees for a 3-bin Gaussian smoothing. A strong gamma-ray flare shows up in the second map for the period 2008 Oct. 11 (02:57 UT) - 2008 Oct. 13 (04:16 UT). The green contour marks the 95% contour level error box. The position of the gamma-ray flaring source is consistent with the 1AGL J1043-5931 position and with η Car (marked by a black small circle).

$0.3(\text{stat.}) \pm 0.1(\text{syst.})$. The average gamma-ray flux above 100 MeV and integrated over the whole period 2007 July - 2008 October is $F_{\gamma} = (37 \pm 5) \times 10^{-8}$ ph cm $^{-2}$ s $^{-1}$. We call this source²³ 1AGL J1043-5931 following the source

²² EGRET observed the η Car field several times (see, e.g., Table 2 of Kaspi et al. 2000). Observations close to periastron were VP32 (1992 Jun 25 - Jul 02, phase 0.014) and VP630 (1997 Sep 22 - Oct 06, phase 0.963) (Hartman et al. 1999; Kaspi et al. 2000).

²³ The same source is also listed in the Fermi Bright Source

TABLE 1
 AGILE OBSERVATIONS OF THE η CAR REGION

AGILE orbits	Date interval	MJD	N. days	η Car phase (*)	\sqrt{TS} (**)	Counts	Average flux(***)
1146-1299	2007.07.13-2007.07.24	54294.5-54305.5	11	0.732	4.1	105 ± 29	67 ± 18
1429-1567	2007.08.02-2007.08.12	54314.5-54324.5	10	0.741	3.3	80 ± 27	58 ± 20
1584-1708	2007.08.13-2007.08.22	54325.5-54334.5	9	0.747	1.1	< 73	< 67
3673-4009	2008.01.08-2008.02.01	54473.5-54497.5	24	0.824	4.1	166 ± 45	55 ± 14
4194-4418	2008.02.14-2008.03.01	54510.5-54526.5	16	0.840	3.1	96 ± 33	43 ± 15
6129-6480	2008.06.30-2008.07.25	54647.5-54672.5	25	0.910	5.6	214 ± 42	61 ± 12
6778-7001	2008.08.15-2008.08.31	54693.5-54709.5	16	0.930	1.3	< 105	< 46
7569-7664	2008.10.10-2008.10.17	54749.5-54756.5	7	0.956	4.0	80 ± 23	99 ± 28 (****)
8899-8995	2009.01.12-2009.01.19	54843.5-54850.5	7	0.002	2.2	48 ± 22	< 94

(*) Average orbital phase of η Car calculated at the center of the time interval.

(**) Square root of the the Maximum Likelihood Test Statistic (TS) representing the statistical significance of the detection.

(***) Gamma-ray flux of 1AGL J1043-5931 above 100 MeV in units of 10^{-8} ph cm $^{-2}$ s $^{-1}$ obtained by taking into account the nearby source AGL J1046-5832 in the multisource likelihood analysis. We also indicate 2-sigma upper limits in the same units.

(****) During this period the source reached the gamma-ray flux above 100 MeV of $F = (270 \pm 65) \times 10^{-8}$ ph cm $^{-2}$ s $^{-1}$.

designation of the first AGILE catalog of high-confidence gamma-ray sources (Pittori et al. 2009). We included in all our multisource analysis the nearby gamma-ray source²⁴ AGL J1046-5832 that the AGILE-GRID detects with an average and constant gamma-ray flux above 100 MeV of $f_{\gamma} = (27 \pm 4) \times 10^{-8}$ ph cm $^{-2}$ s $^{-1}$. η Car is well within the 95% confidence radius gamma-ray error box of 1AGL J1043-5931; the other nearby hard X-ray sources in the field (the anomalous X-ray pulsar AXP 1E 1048.1-5937, and IGR J10447-6027) are excluded. The Super-AGILE hard X-ray imager did not detect a source coincident with 1AGL J1043-5931 for both short and long integrations of Table 1. Depending on the source position in the FOV, the typical 3-sigma Super-AGILE upper limit is 10-20 mCrab, i.e., consistent with the INTEGRAL detection and upper limits of η Car.

We searched for short timescale variability of the gamma-ray and hard X-ray flux from 1AGL J1043-5931 throughout the whole AGILE observing periods of the Carina region. A 2-day gamma-ray flare from the direction of η Car was detected during the observation of 2008 October 10-17. The emission reached its peak gamma-ray emission during the period 2008 Oct. 11 (02:57 UT) - 2008 Oct. 13 (04:16 UT). Our analysis gives a 5.2 sigma detection of a source at the position $(l, b) = 288.0, -0.4 \pm 0.6$ fully consistent with the 1AGL J1043-5931 position but with a gamma-ray flux above 100 MeV of $F = (270 \pm 65) \times 10^{-8}$ ph cm $^{-2}$ s $^{-1}$. Fig. 2 shows the time sequence of 2-day integration gamma-ray maps of the region during the period 2008 10-17 October.

Fig. 3 shows the AGILE gamma-ray data of Table 1 superimposed with the simultaneous RXTE (PCU2 net rate) lightcurve in the energy band 2-15 keV during the period 2007 February - 2009 January (the typical and relatively abrupt decrease of the X-ray emission near pe-

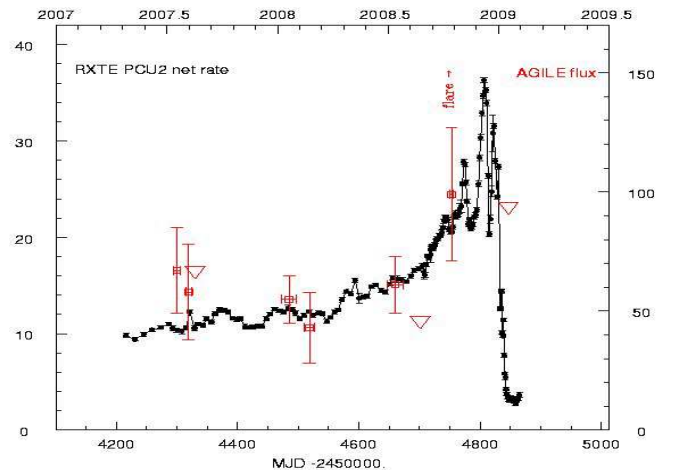


FIG. 3.— AGILE gamma-ray lightcurve of 1AGL J1043-5931 showing the fluxes above 100 MeV (right axis scale in units of 10^{-8} ph cm $^{-2}$ s $^{-1}$) averaged over the observing periods of Table 1 (red crosses) and superimposed with the RXTE PCU2 net rate X-ray light curve of η Car (black symbols, left axis) obtained during the dedicated campaign observing the last cycle and periastron passage. Triangles indicate 2-sigma upper limits. We also mark the occurrence of the 2008 October 11-13 flare when the source reached a gamma ray flux above 100 MeV of $F = (270 \pm 65) \times 10^{-8}$ ph cm $^{-2}$ s $^{-1}$.

riastron is clearly visible).

Fig. 4 shows two representative different broad-band spectral states of 1AGL J1043-5931 obtained during the period 2007 July - 2008 October together with the historical X-ray and hard X-ray data reported from η Car. We mark in blue the average spectrum obtained by integrating all data outside periastron, and with a red cross the flux corresponding to the flaring state of 2008 October 11-13. We also report in the same plot the (non simultaneous) BSAX-MECS and the INTEGRAL-ISGR1 spectral states of η Car reported in the literature (Viotti et al. 2004; Leyder et al. 2008). It is interesting

Catalogues as 0FGL J1045.6-5937 (Abdo et al. 2009).

²⁴ This source, which did not reach the stringent significance threshold of the First AGILE Catalog (Pittori et al. 2009), is included in the Fermi Bright Source List as 0FGL J1047.6-5834 and is identified with PSR J1048-5832 (Abdo et al. 2009).

to note that if 1AGL J1043-5931 is associated with η Car, the average AGILE spectrum together with the INTEGRAL historical spectrum is in qualitative agreement with expectations based on inverse Compton and/or pion decay models of gamma-ray emission from colliding wind binaries (e.g., Reimer, Pohl, Reimer 2006). For the 2008 11-13 October flaring episode, the Super-AGILE 18-60 keV upper limit is 70 mCrab in the energy band 18-60 keV. Obtaining simultaneous hard X-ray and gamma-ray data during the flaring state of 1AGL J1043-5931 is crucial to study the broad-band variability of the source. However, due to unfavorable source positioning of 1AGL J1043-5931 in the Super-A field of view in mid-October, 2008, the hard X-ray upper limit is not very constraining.

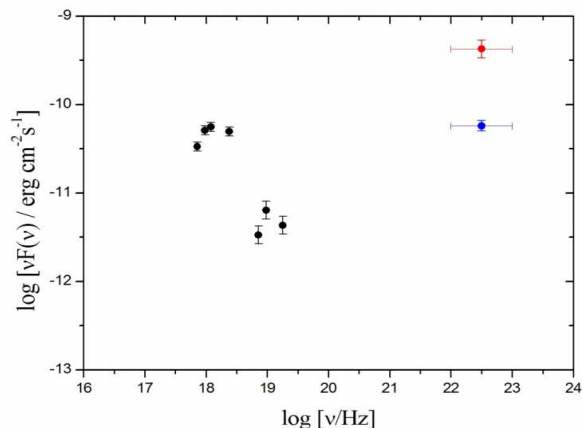


FIG. 4.— Combined spectral power flux of η Car as reported by the SAX-MECS in the energy range 1-10 keV (phase 0.46) (Viotti et al. 2004), by INTEGRAL in the energy range 22-100 keV (phase 0.16-0.19) (Leyder et al. 2008) plotted together with the two broad-band gamma-ray spectral states of 1AGL J1043-5931 measured by AGILE during the period 2007 July – 2008 October (η Car phase 0.73-0.95). The lower blue point marks the average gamma-ray spectral flux, and the upper red point indicates the spectral state during the gamma-ray flare of 2008 October 11-13.

AGILE pointed at the Carina Region during the period 2009 12-19 January as a special repointing to cover the η Car periastron passage (calculated to be occurring on 2009 January 11). We cannot exclude, at this stage, the existence of a weak gamma-ray source consistent with 1AGL J1043-5931. However, we can currently provide a 2-sigma upper limit to the emission above 100 MeV of 94×10^{-8} ph cm $^{-2}$ s $^{-1}$. A more detailed analysis of the AGILE and multifrequency data during the η Car periastron passage will be discussed elsewhere.

3. DISCUSSION

η Car is located in the Carina nebula that extends for several degrees in a Galactic region characterized by dense molecular clouds, young stars and star formation sites. However, within the 1AGL J1043-5931 error box η Car itself is by far the strongest and hardest source in the 2-10 keV and 22-100 keV ranges. Another source inside the AGILE error box and 7 arcmin away from η Car is the X-ray binary HD 93162/WR 25 (WN6+O4,

with an orbital period of 208 days, Gamen et al. 2007). This system is known to be a colliding wind system. Pollock & Corcoran (2006) found significant variability, possibly periodic, of its X-ray flux. However, WR 25 was not detected in the hard X-ray range by INTEGRAL during any of its observations. Furthermore, no other prominent hard X-ray source is known in the 1AGL J1043-5931 error box except for η Car itself. The two nearby hard X-ray sources detected by INTEGRAL (Leyder et al. 2008) are outside the 95% confidence level error box of AGILE. Multiple gamma-ray sources within the 1AGL J1043-5931 error box cannot be excluded but are unlikely.

Based on the accumulated multifrequency evidence and the nature of the source, we consider the association of 1AGL J1043-5931 and η Car as very likely. We briefly elaborate below on the theoretical implications of our results assuming that 1AGL J1043-5931 is indeed the gamma-ray counterpart of η Car.

Colliding wind binaries (CWBs) are ideal systems to test theories of hydrodynamical shocks and particle acceleration under extreme radiative conditions provided by the proximity of the two stars. In particular, supersonic winds can form efficient shocks where electrons and protons can be accelerated through first-order Fermi (Eichler & Usov 1993) or other acceleration mechanisms. Inverse Compton (IC) scattering of shock-accelerated particles in the presence of the very intense IR-optical-UV background of the nearby very bright stars provides a crucial ingredient in CWBs. In addition to synchrotron and Bremsstrahlung electron emissions, the IC emission can dominate the high energy spectrum at energies larger than several tens of keV up to MeV-GeV energies. Furthermore, if protons are efficiently accelerated, they can interact with the dense stellar outflows and produce gamma-rays by pion production and neutral pion decay (e.g., Eichler & Usov 1993, Benaglia & Romero 2003; Reimer et al. 2006). All these ingredients are important for the η Car system and detailed hydrodynamical modelling of the mass outflow have been developed (Parkin & Pittard 2008; Parkin et al. 2009; Okazaki et al. 2008). A comprehensive and detailed theoretical analysis of our data is beyond the scope of this paper. We outline here a few important points.

If 1AGL J1043-5931 is the η Car gamma-ray counterpart, our data show the first remarkable detection of a colliding wind system at hundreds of MeV energies, confirming the efficient particle acceleration and the highly non-thermal nature of the strong shock in a CWB. The average gamma-ray flux of 1AGL J1043-5931 translates into gamma-ray luminosity of $L_\gamma = 3.4 \times 10^{34}$ erg s $^{-1}$ for an η Car distance of 2.3 kpc, corresponding to a fraction of a percent of the total wind kinetic power. The 2008 Oct. 11-13 flare episode has a luminosity of $L_\gamma = 2. \times 10^{35}$ erg s $^{-1}$. The average broad-band gamma-ray spectrum determined by AGILE is in qualitative agreement with expectations of CWB spectra as calculated for dominant IC and neutral pion decay processes (Benaglia & Romero 2003; Reimer et al. 2006).

While the gamma-ray flux of 1AGL J1043-5931 is roughly constant during the time span covered by our observations, a significant variability was detected on a few day time-scale in October 2008. This episode indicates

that the gamma-ray emission can be associated with intermittent strong shock acceleration episodes and/or magnetic field enhancements to be expected for a very variable and inhomogeneous mass outflow from the stars of the η Car system. In particular, we note that the strong gamma-ray flaring episode occurred a few months before periastron, when the efficiency of transforming a mass outflow enhancement into particle acceleration is expected to increase because of the closeness of the two stars. η Car provides then some crucial ingredients regarding the formation of high-energy emission in CWBs: (1) strong variability of the mass outflows; (2) a high-speed wind from the less massive companion; (3) a radiative environment with a specific bath of soft photons from both stars (IR, optical and UV fluxes) that can illuminate the shock region and provide a time variable envi-

ronment for enhanced IC emission in the 100 MeV range and beyond. The theoretical implications are far reaching. The η Car system would provide the first CWB to test the particle acceleration models for non-relativistic mass outflows under a specific set of physical conditions. It is very important to assess the efficiency of the particle acceleration process in such a radiative environment. A gamma-ray flaring episode lasting ~ 2 days implies a fast acceleration timescale and subsequent radiation and decay of the strong shock properties leading to the efficient emission. If the gamma-ray emission is associated with η Car our observations provide important data to test shock acceleration models. Future gamma-ray observations and analysis will further contribute to enlighten the emission mechanism and the ultimate origin of 1AGL J1043-5931.

REFERENCES

- Abdo, A.A., et al. 2009, <http://fermi.gsfc.nasa.gov>
 Barbiellini G., et al., 2002, NIM A, 490, 146.
 Benaglia, P. & Romero, G.E., 2003, A&A, 399, 1121
 Corcoran, M.F., et al., 2001, ApJ, 547, 1034
 Corcoran, M.F., 2005, AJ, 129, 2018
 Daminieli, A., et al., 2008a, MNRAS, 384, 1649
 Daminieli, A., et al., 2008b, MNRAS, 386, 2330
 Davidson, K. & Humphrey, R.M., 1997, ARA&A, 53, 1
 Eichler, D., & Usov, V., 1993, ApJ, 402, 271
 Feroci M., et al., 2007, NIM A, 581, 728
 Gamen, R., Gosset, E., Morrell, N., et al. 2006, A&A, 460, 777
 Hartman, R.C., et al., 1999, ApJS, 123, 79
 Kaspi, V.M., et al., 2000, ApJ, 528, 445
 Labanti, C. et al., 2006, proc SPIE, 6266, 62663.
 Leyder, J.-C., Walter, R., and Rauw, G., 2008, A&A, 477, L29
 Okazaki, A.T., et al., 2008, MNRAS, 388, L39
 Parkin, E.R., & Pittard, J.M., 2008, MNRAS, 388, 1047
 Parkin, E.R., et al., 2009, arXiv:0901.0862v1
 Perotti, F., et al., 2006, NIM A, 556, 228
 Pittard, J.M., & Corcoran, M.F., 2002, A&A, 383, 636
 Pittard, J.M., et al., 2005, <http://www.aoc.nrao.edu/events/xraydio>
 Pittori, C., et al., 2009, submitted to A&A, <http://agile.asdc.asi.it>
 Pollock, A. M., & Corcoran, M. F., 2006, A&A, 445, 1093
 Prest M., et al., 2003, NIM A, 501, 280
 Reimer, A., Pohl, M., and Reimer, O., 2006, ApJ, 644, 1118
 Smith, N., 2006, ApJ, 644, 1151
 Tavani, M., et al. 2008, A&A in press (arXiv:0807.4254 [astro-ph])
 Viotti, R.F., et al., 2002, A&A, 385, 874
 Viotti, R.F., et al., 2004, A&A, 420, 527