



Galaxy Assembly and SMBH/AGN-growth from Cosmic Dawn to the End of Reionization

Rolf A. Jansen
Arizona State University
School of Earth & Space Exploration
Tyler Mall PSF-686 (P.O.Box 871404)
Tempe AZ 85287-1404
rolf.jansen@asu.edu; 480-727-7119

Rogier Windhorst (Arizona State University)
James Rhoads (Arizona State University)
Sangeeta Malhotra (Arizona State University)
Daniel Stern (NASA/Jet Propulsion Laboratory)
Robert O'Connell (University of Virginia)
Paul Scowen (Arizona State University)
Matthew Beasley (University of Colorado - Boulder)
et al.

Science White Paper for the Astro2010 Decadal Survey
Panel(s): Galaxies across Cosmic Time (GCT) & Cosmology and Fundamental Physics (CFP)

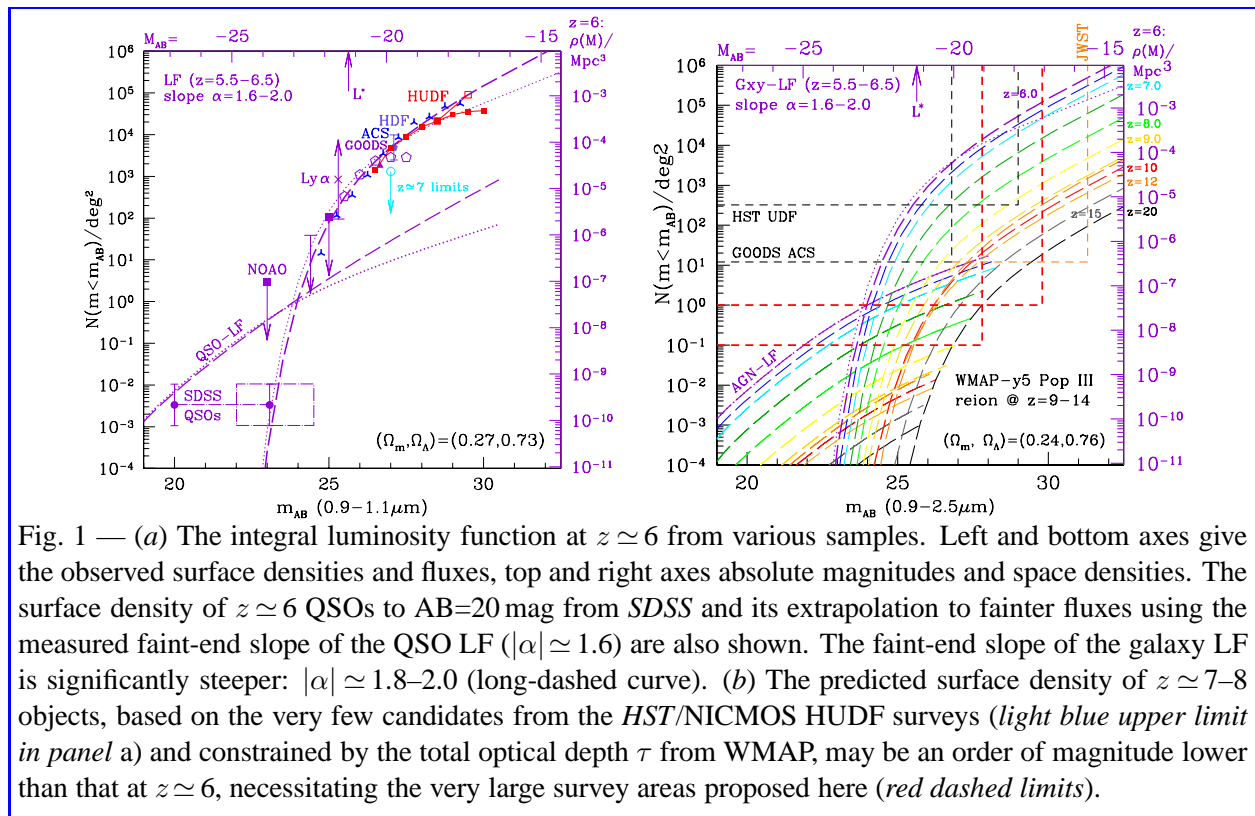


Abstract: We present a compelling case for a *systematic* and *comprehensive* pan-chromatic (UV–near-IR) cosmological broad- and medium-band imaging and grism survey that covers a wide area on the sky in multiple epochs. Specifically we advocate a tiered survey that covers $\sim 10 \text{ deg}^2$ in two epochs to $m_{AB} = 28 \text{ mag}$, $\sim 3 \text{ deg}^2$ in seven epochs to $m_{AB} = 29 \text{ mag}$, and $\sim 1 \text{ deg}^2$ in 20 epochs to $m_{AB} = 30 \text{ mag}$, each at 10σ point source sensitivity. Such a survey will provide spectrophotometric redshifts accurate to $\sigma_z/(1+z) \lesssim 0.02$, faint source variability for $\gtrsim 5 \times 10^6$ galaxies and QSOs. This survey is an essential complement to *JWST* surveys ($\lesssim 0.1 \text{ deg}^2$ to $m_{AB} \lesssim 31 \text{ mag}$ at $\lambda > 1100 \text{ nm}$ and $z \gtrsim 8$). We aim to: (1) understand in detail how galaxies formed from the perturbations in the primordial cosmological density field by studying faint Ly α -emitting and Lyman-break galaxies at $5.5 \lesssim z \lesssim 8$ and trace the metal-enrichment of the intergalactic medium (IGM); (2) measure the evolution of the faint end of the galaxy luminosity function (LF) from $z \sim 8$ to $z \sim 0$ by mapping the ramp-up of Pop II star formation, (dwarf) galaxy formation and assembly, and hence, the objects that likely completed the Hydrogen reionization at $z \simeq 6$; (3) directly study the $\lambda < 91.2 \text{ nm}$ escape fractions of galaxies and weak AGN from $z \sim 4.0$ – 2.5 , when the Helium reionization in the universe finished; (4) measure the mass- and environment-dependent galaxy assembly process from $z \simeq 5$ to $z \simeq 0$, combining accurate spectrophotometric redshifts with spatially resolved stellar populations and kpc-scale structure for $\gtrsim 5 \times 10^6$ galaxies; (5) trace the strongly epoch-dependent galaxy merger rate and constrain how Dark Energy affected galaxy assembly and the growth of super-massive black holes (SMBHs); (6) study $\gtrsim 10^5$ weak AGN, including faint variable objects that are likely feeding SMBHs in the faint-end of the QSO LF, over 10 deg^2 and measure how the growth of SMBHs kept pace with galaxy assembly and spheroid growth, and how this process was shaped by various feedback processes over cosmic times since $z \sim 8$. The proposed study is not feasible with current instrumentation but argues for a wide-field ($\gtrsim 250 \text{ arcmin}^2$), high-resolution ($\lesssim 0''.02$ – $0''.11$ [300–1700 nm]), UV–near-IR imaging facility on a 4 m-class space-based observatory.

Keywords: cosmology: reionization (H and He) — cosmology: galaxy formation and assembly — cosmology: SMBH growth — cosmology: IGM — cosmology: Dark Energy — galaxies: high redshift — galaxies: Ly α -emitters/Lyman-break galaxies — galaxies: QSO luminosity function

Over the past decade, our knowledge about the universe at high redshifts has gradually extended to $z \simeq 6$ with over a dozen quasars discovered in the *SDSS* at $z \gtrsim 6$ and similar numbers of Ly α emitters. Of particular note are the discoveries of the first “complete” Gunn-Peterson troughs in the spectra of $z > 6$ quasars and the WMAP year-5 polarization measurement, which gives a 2σ upper limit to the redshift range of the Pop III star reionizing population of $z \simeq 8$ – 14 . The reionization of the universe likely has left its signature on the history of galaxy formation and evolution. It is predicted to cause a drop in the cosmic star formation rate (SFR), and is therefore accompanied by a dramatic fall in the number counts of objects at $z \geq 6$.

Since the UV shortward of $\lambda_0 = 121.6 \text{ nm}$ is strongly absorbed by intervening H I, high redshift objects can be selected using the so-called *drop-out* technique. This technique requires filters that bracket Ly α in the relevant redshift range. Recent *i*-band drop-out studies with *HST* found significant numbers of $z \simeq 6$ candidates, although with non-negligible contamination by low redshift elliptical galaxies and Galactic L- and T-dwarf stars. As evidence mounts that the Hydrogen reionization was largely complete by $z \simeq 6$, studies of the $z = 6$ – 8 interval — “Cosmic Dawn” —, will be of great cosmological importance.



For how galaxies formed from perturbations in the primordial density field, reflected in the Cosmic Microwave Background (CMB), remains a major problem. While numerical simulations can predict the formation of dark matter halos and their clustering, the formation of stars that render these halos visible is a complex process and hard to predict *a priori*. Thus, there is a great need to study galaxies observationally, at all redshifts. This is especially true at $z \gtrsim 6$, where two major changes took place: (1) metal enrichment of the intergalactic medium (IGM), which must have occurred at $z \gtrsim 6$ given the observations of IGM metals even at $z=5.7$, and (2) reionization of hydrogen in the IGM. Since metallicity and ionization of gas changes the nature of star formation by changing the available cooling mechanisms, it is *crucial* to push back our discovery of galaxies to $z > 6$.

Surveys for galaxies at $z \gtrsim 7$ are very difficult for many reasons, however. The galaxies are fainter, both because of cosmological dimming and also because of smaller characteristic luminosities and sizes, resulting in low object surface densities (e.g., Fig. 1). It is also important to realize that high redshift galaxy formation is *biased*, resulting in strong spatial variations in number density. For these reasons one would need to survey a large area (at least several deg^2). These searches need to be performed at $\lambda \gtrsim 975$ nm, near and beyond the cut-off of Si CCDs. In the near-IR, there is a tremendous advantage of going to space, with its $>100\text{--}1000$ times darker sky background.

One class of primordial galaxies is easily identified in narrow- or medium-band surveys from their strong, narrow Ly α emission and their diminished flux blueward of this emission. Indeed, Ly α -emitter surveys have proven to be *the* most successful technique to find galaxies at the earliest cosmic epochs. While the Gunn-Peterson troughs are produced by neutral fractions of only 10^{-4} or 10^{-2} (for a homogenous or a clumpy IGM, respectively), the change in number density of Ly α -emitters as a function of redshift traces neutral fractions of the IGM of $\gtrsim 30\text{--}80\%$. A quantitative study based on this principle requires statistical samples of Ly α galaxies in each redshift bin.

Ground-based surveys are and will remain severely limited in the volume they can sample due to the necessity to use very narrow bandpass filters ($\sim 0.1\%$) to observe between the strong atmospheric OH lines, which makes them vulnerable to cosmic variance.

The Hubble Ultra-deep Field (HUDF; Beckwith et al. 2006), our deepest view of the distant universe yet, was collected over 4 epochs that were each ~ 1 month apart. Since the data of each separate epoch still reaches to ~ 28.0 mag, this offered the unique opportunity to study the variability of faint objects on time scales of months, corresponding to 4–5 weeks in the rest-frame. Variability on such time scales betrays the presence of a feeding SMBH within a galaxies’ active nucleus (AGN). The redshift distribution of “tadpole” galaxies (galaxies in a particular early-merger stage; the cover page shows examples) and variable objects in the HUDF appear to be similar and likely holds clues to the mystery of how the growth of spheroids and SMBHs has kept pace with the process of galaxy assembly and resulted in the rather tight Magorrian-relation observed in the local universe. The present statistics are inadequate, however, and the available redshift estimates imprecise. A

deep, multi-epoch survey over $\gtrsim 1$ deg² would allow studying variability of faint objects over a $1000\times$ larger area on the sky to similar depth, providing vastly superior statistics.

While a quantum leap forward, the past 15 years of *HST* have shown its results on the high- z universe to still be severely limited by its small field of view (FoV), limited aperture, and limited wavelength range over which it provides high throughput. For a comprehensive study of the galaxy populations from the height of the reionization epoch to the epoch where the present-day Hubble sequence was established, one would require a space-based imaging facility that provides:

- (1) efficient wide-field coverage ($\gtrsim 250$ arcmin²), sufficient to efficiently map areas large enough to average out cosmic variance and find $z \gtrsim 7$ objects with surface densities $\gtrsim 0.1/\text{deg}^2$;
- (2) high angular resolution, sufficient to spatially resolve ~ 1 kpc sized objects at $0.5 \lesssim z \lesssim 8$ at restframe wavelengths $\lambda_0 > 121.6$ nm (the lower-right figure on cover page demonstrates that many objects fainter than $m_{AB} \sim 27$ are no longer resolved by *HST*);
- (3) sufficient sensitivity to sample both the bright and faint ends of the galaxy, the QSO, Ly α -emitter and Lyman-break luminosity functions from $z \simeq 8$ to $z \simeq 1$, and to $z \simeq 0$ for the Balmer or 400 nm breaks; and
- (4) a sufficiently rich complement of near-UV–near-IR broad- and medium-band filters to provide photometric redshift estimates accurate to $\sigma_z/(1+z) \lesssim 0.02$ and to allow efficient detection of Ly α -emitters from $z \simeq 8$ to $z \simeq 5.5$.

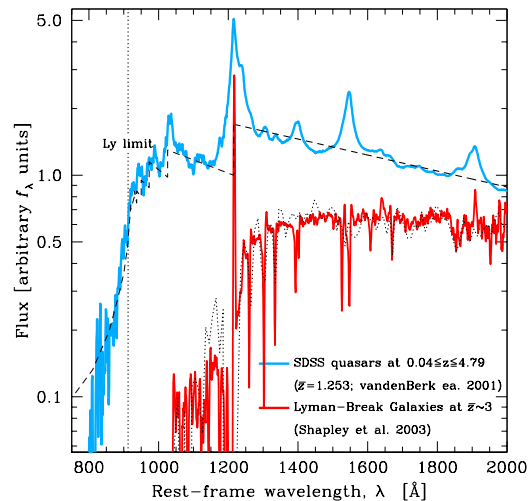


Fig. 2 — Whether the numerous dwarf galaxies or the much rarer AGN finished reionization at $z \simeq 6$ depends critically on the amplitude and faint-end slope of the LF for each population. The steep LF of dwarf galaxies at $z \sim 6$ could provide enough ionizing photons to complete reionization if $f_{esc} \gtrsim 10\%$. Observations in UV–blue filters in the proposed survey will yield escape fractions for $\gtrsim 5 \times 10^6$ objects.

We propose a near-UV–near-IR cosmological broad- and medium-band imaging and grism survey that covers a wide area on the sky in multiple epochs. Specifically we advocate a tiered survey of $\sim 10 \text{ deg}^2$ in two epochs to $m_{AB} = 28 \text{ mag}$, $\sim 3 \text{ deg}^2$ in seven epochs to $m_{AB} = 29 \text{ mag}$, and $\sim 1 \text{ deg}^2$ in 20 epochs to $m_{AB} = 30 \text{ mag}$, each at 10σ point source sensitivity. The use of complementary deep, medium-deep, and wide surveys is a proven strategy to maximize the scientific return for the investment in telescope time. Such surveys would provide spectrophotometric redshifts accurate to $\sigma_z/(1+z) \lesssim 0.02$, faint source variability for $\gtrsim 5 \times 10^6$ galaxies and QSOs, and a probe of the universe at Cosmic Dawn when less than half of the hydrogen had been ionized. It would constitute an essential complement to deeper *JWST* surveys $m_{AB} \lesssim 31 \text{ mag}$ at $\lambda > 1100 \text{ nm}$ and $z \gtrsim 8$) over far smaller areas ($\lesssim 0.1 \text{ deg}^2$).

In the following, we summarize our goals for each of the themes of this survey.

Key scientific themes that have arisen from recent advances

Evolution of the Faint-end Slope of the Dwarf Galaxy Luminosity Function The faint-end slope of the galaxy LF is systematically steepening at higher redshifts, reaching a slope $|\alpha|=1.8\text{--}2.0$ at $z \sim 6$. This implies that dwarf galaxies collectively could have produced a sufficient number of ionizing photons to complete the reionization of Hydrogen in the universe by $z \sim 6$. This critically depends on the escape fraction, f_{esc} , of far-UV photons from faint dwarf galaxies. The proposed survey, in particular the UV–blue broad-band filters, could answer this question for statistically meaningful samples per redshift bin. It furthermore depends on the evolution of the amplitude of the dwarf galaxy LF and whether or not there could be a significant scatter in the faint-end slope due to clustering. The surface density of $z > 7$ objects may be an order of magnitude lower than that at $z \sim 6$, but the proposed surveys cover a sufficiently wide area to unambiguously answer these questions.

Tracing the Reionization History using Ly α -Emitters Observations so far have failed to settle the issue of whether the amplitude of the Ly α -emitter LF changes between $z=5.7$ and $z=6.5$, or as extrapolated from the *single* detection of a Ly α -emitter at $z=6.96$. The proposed medium-band surveys will derive their LF as a function of redshift at $z \gtrsim 5.5$ over a wide area for large statistical samples and definitively address how the reionization of the IGM progressed over time. Furthermore, the data will allow measuring the ages and clustering properties of Ly α -emitters, and, via the faint-end slope of their LF, their contribution to the budget of ionizing photons. The latter is a complementary probe of cosmic reionization compared to the counting experiment (LF amplitude). This science is not addressed well by many of the *JDEM* concepts currently circulating, which are restricted to imaging only in *broad* bands.

Light Profiles of Dwarf Galaxies Around Reionization The average radial surface brightness profile derived from stacked, intrinsically similar, $z \simeq 6$, $z \simeq 5$, and $z \simeq 4$ objects extracted from the *HST/ACS* HUDF show a deviation from a Sersic profile at progressive larger radii. If interpreted as a virial radius, in a hierarchical growth scenario, this would imply dynamical ages for these dwarf galaxies of a 0.1–0.2 Gyr at $z \simeq 6\text{--}4$. These ‘dynamical’ limits to their ages are comparable to age estimates based on their SEDs, suggesting that the starburst that *finished* the H reionization at $z \simeq 6$ may have started by a global onset of Pop II star formation at $z \simeq 6.5\text{--}7$, or $\lesssim 200 \text{ Myr}$ before $z \simeq 6$. The proposed surveys will yield light profiles, color gradients, and dynamical states of $\gtrsim 10^5$ dwarf galaxies at $0.5 \lesssim z \lesssim 7$, and provide constraints to their ages from their SEDs and, for a subset, also from systematic profile deviations.

Lyman-continuum Escape Fraction of Dwarf Galaxies and Weak AGN A $z \simeq 6$, the Lyman-continuum escape fraction is likely somewhat larger than the 10–15% measured for Lyman-break galaxies at $z \simeq 3$ –4, reflecting the lower metallicity at larger redshifts. If indeed dwarf galaxies, and not QSOs, dominated the late stages of reionization, then these objects cannot have started shining pervasively much before $z \simeq 7$ –8, or no neutral HI would have been detected in front of $z \simeq 6$ SDSS quasars. Hence, one would expect to find a down-turn in their LF amplitude at $z \gtrsim 6.5$ — or a rapid onset of the cosmic SFR from $z \simeq 8$ to $z \simeq 6$, which may be identified with the onset of dwarf galaxy formation. The proposed surveys will provide a unique glimpse into this era of ‘Cosmic Dawn’, where the first global IMF of Pop II stars in dwarf galaxies started forming.

The Process of Hierarchical Galaxy Assembly The process of galaxy assembly may be directly traced as a function of mass and cosmic environment in the redshift range $0.5 \lesssim z \lesssim 5$. The *HST* Deep Fields have outlined how galaxies formed over cosmic time, by measuring the distribution over structure and type as a function of redshift. Sub-galactic units appear to have rapidly merged from $z \simeq 6$ –8 to grow bigger units to $z \simeq 1$. Galaxies of all types formed over a wide range of cosmic time, but with a notable transition around $z \sim 1.0$. Merger products started to settle as galaxies with familiar morphologies, and evolved mostly passively since then. The fine details of this process still elude the *HST* surveys, because of inadequate spatial sampling and/or depth, and because its FoV is too small to provide sufficient statistics (with the exception of the COSMOS survey, but those observations were through only a single filter). The proposed imaging through multiple near-UV–near-IR filters and grism(s) would yield robust spectrophotometric redshift estimates ($\sigma_z/(1+z) \lesssim 0.02$) for $\gtrsim 5 \times 10^6$ galaxies with $m_{AB} \lesssim 28$ –30 mag, and allow an analysis of their stellar populations (through population synthesis modeling) and their structure on spatial scales \lesssim few kpc.

The Epoch-dependent Merger Rate of Galaxies With robust photometric redshift estimates, it has become feasible to meaningfully trace the pair fraction and galaxy major merger rate to very faint limits ($m_{AB} \gtrsim 27$ mag). From *HST*/ACS flux limits and panchromatic SED fitting, the currently available surveys have shown a mass completeness limit for $z \lesssim 2$ –4 for $M \gtrsim 10^{10.0} M_\odot$ for primary galaxies in a pair and $M \gtrsim 10^{9.4} M_\odot$ for secondary galaxies. The proposed surveys would allow mapping the *entire* epoch-dependent merger history to at least 3 mag fainter. This would yield the galaxy merger density as a function of total mass, mass ratio, redshift, and local overdensity and do so for $\gtrsim 10^6$ galaxies at $m_{AB} \lesssim 28$ –30 mag over a much wider range of masses ($10^{0.8} M_\odot \lesssim M \lesssim 10^{11.5} M_\odot$) and for redshifts $0 \lesssim z \lesssim 7$.

The Growth of Super-Massive Black Holes Through a multi-epoch variability study, the proposed surveys will be able to measure the weak AGN fraction in $\gtrsim 10^5$ field galaxies to $m_{AB} \lesssim 28$ –30 mag at $z \lesssim 8$ directly, and so robustly constrain how exactly growth of spheroids and SMBHs kept pace with the process of galaxy assembly. The panchromatic imagery and robust spectrophotometric redshifts will allow decomposition of the AGN light from that of the underlying galaxy. This science theme also relies on a stable PSF and proper PSF sampling.

Key Advances in Observation Needed

Resolution — $\lesssim 0''.02$ – $0''.11$ [300–1700 nm] resolution is required in order to spatially resolve kpc-sized objects at $0.5 \lesssim z \lesssim 8$ at rest-frame wavelengths $\lambda_0 > 121.6$ nm.

Wavelength agility — pan-chromatic wavelength coverage from near-UV through near-IR for a

comprehensive understanding of the star-formation and assembly histories of galaxies, and to access Ly α emission redshifted to $z \sim 8$.

Wide-field focal plane arrays — these are presently not at sufficiently high TRL; investment is needed to improve yields, provide cheaper devices and high-throughput assembly and testing to enable economies of scale. Such an investment would not just benefit the science proposed here.

Coatings — an investment in improving the relatively poor broad-band performance of optical coatings of telescope mirrors in the UV, with typical reflectances below 85% (Al+MgF₂) directly results in a large increase in throughput for a given telescope aperture, or more affordable missions for a given sensitivity requirement.

Dichroics — most photons collected by telescopes are rejected by bandpass filters. Dichroic(s) potentially double (or even triple) the observing efficiency of astronomical observatories (e.g., *Spitzer*/IRAC) and allow tuning downstream optics and detectors for more optimal performance, avoiding compromises inherent in forcing performance over more than an octave in frequency.

Enabling science investigations

The proposed science in the present white paper does not stand alone, but must build on a strong understanding of the physics of the star formation process in various environments, theoretical insights in cosmological models of reionization and structure growth, as well as synergy with both higher-resolution near-IR AO observations with next-generation giant-aperture telescopes, and deeper observations in the near- and mid-IR with *JWST* over small fields of view. Also, investment in human capital and in ground-based supporting and path-finding programs, including operational support, should not be ignored, as the overall science return of this and many ‘high-end’ programs critically depends on it.

Four central questions to be Addressed

- (1) How did reionization progress during the era of ‘Cosmic Dawn’? Was it an extended, a rather abrupt, or even a multiple event?
- (2) How did the faint end of the galaxy luminosity function evolve from the onset of Pop II star formation till the end of the reionization epoch?
- (3) How exactly did AGN and SMBH growth keep pace with the process of galaxy assembly? How did AGN growth decline with the galaxy merger rate and the cosmic SFR?
- (4) Was there indeed an epoch of maximum merging and AGN activity around $z \simeq 1-2$ for the more massive galaxies, before the effects from the increasingly dominant Dark Energy kicked in? How does this peak epoch depend on galaxy total mass or bulge mass, and (how) does this support the galaxy downsizing picture?

Area of Unusual Discovery Potential for the Next Decade

Combination of a large collecting area, very wide field of view, high angular resolution, wavelength agility and/or multiplexing advantage would allow orders of magnitude more efficient UV–optical observations of star formation, galaxy assembly, and SMBH-growth processes and, moreover, open up a new domain in discovery space near and far. Injection into L2 (or Earth Drift-Away) orbits allows provide dynamical and thermal stability, and increases (doubling) in efficiency over LEO orbits and, hence, lower cost per hour of observation (all other variables being equal). Large focal plane array (dozens to hundreds of individual CCD or CMOS detectors) and dichroic camera

(simultaneous observation in two or more channels of the same field of view) technology is better matched to the collimated beams provided by optical telescope assemblies and less wasteful in terms of collected photons, maximizing science output and especially benefitting survey science with a lasting legacy beyond the nominal duration of a mission. Survey science allows discovery of very rare objects amongs billions and billions, the positions an properties of which may not be knowable a priori.

References

Beckwith, S., Stiavelli, M., Koekemoer, A., et al. 2006, AJ 132, 1729