

On Codimension Two Ribbon Embeddings

Blake Winter

University at Buffalo

Email: bkwinter@buffalo.edu

March 19, 2019

Abstract

We consider codimension-2 ribbon knottings of circles and 2-spheres. We find that if a given ribbon knot has two ribbon disks, those disks are related by ambient isotopy together with a finite number of local modifications to be described. This allows a complete set of moves to be developed for the representation of ribbon 2-knots by abstract or planar graphs. Similar results hold for classical ribbon knots although the planar graphs in that case are more complex. We also use this result to define new invariants for classical ribbon knots in terms of associated ribbon 2-knots. These results also extend to a restricted category of ribbon links.

1 Overview of Results

We show that there is a finite set of local moves, termed ribbon intersection moves, on ribbon disks for classical knots and 2-knots which, together with ambient isotopies, relate any two ribbon disks for the isotopic ribbon knots, answering a question of Nakanishi[7]. The local moves also allow us to construct a method of representing ribbon 2-knots as abstract graphs with labels at their vertices. We may also represent them as planar graphs with labels at the vertices, and we find a finite collection of moves which relate any two such diagrams which represent the same knot.

For classical knots, we are able to find a similar presentation, but it is more complex, especially compared to the relatively straightforward theory of knot diagrams and Reidemeister moves. However, the result for classical knots does allow us to construct new invariants in terms of 2-knots. We also speculate on the possibility of extending these results to higher dimensions.

Acknowledgements The author would like to thank Adam Sikora and William Menasco for their discussions and advice, and also Xiao-Song Lin for bringing this problem to the author's attention.

2 Ribbon Disks and RI Moves

Throughout this paper we work in the smooth category. For the purpose of this exposition we define an n -knot K to be an embedding of S^n into S^{n+2} . Two n -knots are considered equivalent if there is an ambient isotopy carrying one embedding to the other. In general one can also consider aspherical manifolds or manifolds with boundary, but we wish to only consider spheres for the moment. An n -knot K is defined to be *ribbon* if there is an immersion $\varphi : D^{n+1} \rightarrow S^{n+2}$ such that the following hold: $\varphi|_{\partial D} = K$ (inducing the correct orientation), and wherever φ intersects itself it does so as follows: there exist two $D^n \subset D^{n+1}$, A_1, A_2 with $\partial A_i \subset \partial D^{n+1}$, $\varphi|_{A_i}$ an embedding, and there is a n -disk $B \subset \text{int}(A_2)$ such that $\varphi^{-1}(\varphi(A_1)) = A_1 \cup B$. $\varphi(D^{n+1})$ is then called a *ribbon disk*. The places where the ribbon disk fails to be embedded are therefore n -disks; these are called *ribbon intersections*. The disks like A_1 will be

called *through-crossings*, while a neighborhood of a disk like A_2 will be called a *containing hypersurface* (note that they are not necessarily unique).

We will sometimes use the term *ribbon disk* to refer to the immersion φ and sometimes to its image; context will determine the usage.

Now it is sometimes convenient to decompose a ribbon disk into an embedded collection of $n+1$ -balls with 1-handles connecting them, where the 1-handles meet the embedded balls only in ribbon disks. Given a ribbon disk, it can always be partitioned into balls and 1-handles in this fashion. We simply partition the disk so that a collar of each A_2 in the definition of the ribbon intersection is a 1-handle, while the remainder will then be a collection of embedded balls. We will call such a presentation of a ribbon disk a *handle presentation* for the disk.

Lemma 1 *Every ribbon knot K has a ribbon disk whose handle presentation has two embedded balls with exactly one 1-handle attached to them, with all other embedded balls having exactly two 1-handles attached to them. Such a handle presentation will be termed arc-like.*

Proof: The proof is purely combinatoric. For the handle presentation to be topologically a disk, there must be exactly one fewer handles than balls. We can now modify the ribbon disk by sliding handles down one another until the condition is met[2].□

From henceforth, we will assume that all ribbon disks are arc-like. An arc-like handle presentation induces a partition of the knot into disks at the ends and cylinders corresponding to the boundaries of each ball and handle.

We now introduce the notion of *ribbon intersection moves*, or RI moves. Such moves are changes that can be locally performed on a ribbon disk. The first RI move corresponds to the addition or removal of a ribbon intersection by adding or removing a local kink. The second move adds or removes two cancelling ribbon intersections. The third move pushes one pair of ribbon intersections past another intersection, reversing them in the process. Finally the 'zero' move corresponds to sliding an end in or out of some ball in the handle presentation. Notice that we can always change a handle presentation by splitting a 1-handle into two handles glued to a new ball (or reversing this) without changing the ribbon disk itself.

Lemma 2 *Suppose φ, ψ are ribbon disks for the same knot K with arc-like presentations. Then we may modify their presentations so that the handles and balls agree on ∂D^{n+1} . Furthermore we may assume that φ and ψ agree on a collar neighborhood of the knot.*

Proof: The second claim follows by the fact that the if C is a collar of ∂D^{n+1} , then $\varphi|_C$ and $\psi|_C$ both induce the zero framing on the knot, and so can be perturbed to agree with one another. The first claim is established by simply adding new balls to split the handles in each decomposition and possibly reparametrizing φ .□

Define a n -link to be *properly ribbon* if each component bounds a ribbon disk, and if the union of these disks (the *ribbon surface*) has only ribbon self-intersections. The ribbon surface for a properly ribbon link will be called arc-like if each component is arc-like.

We now come to our main result.

Theorem 1 *Suppose φ, ψ are proper ribbon surfaces for classical links or 2-links with arc-like presentations and with common boundary the link K . Then ψ can be changed into φ by a finite sequence of ambient isotopies and RI moves.*

Proof: We will first deal with the case where K is a single component link.

By our above result, we may assume that φ, ψ agree on a collar P of ∂D^{n+1} , with handle partitions that agree (on P , not necessarily off it). We may furthermore divide the arc-like presentations so that each ball in which φ has ribbon intersections has no ribbon intersections from ψ . By a repartition if necessary we may assume that each ball contains at most one ribbon intersection. Finally we may assume by a perturbation if necessary that φ and ψ meet generically outside P .

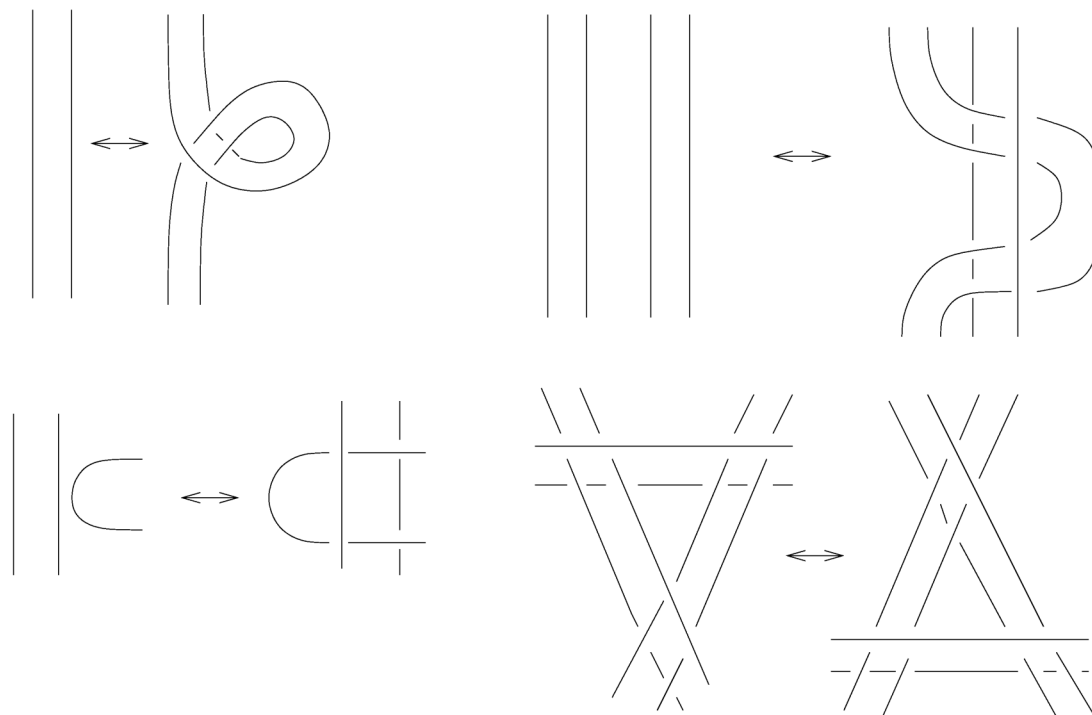


Figure 1: An end slide (move RI0), the ribbon intersection interchange (move RI3), adding or removing two adjacent ribbon intersections (move RI2), and adding or removing a kink (move RI1). Symmetric permutations are not shown. Although only the 3-dimensional case is shown for simplicity, the moves generalize in the same way to any dimension.

Since the disks meet generically, the ways in which they can meet are restricted. The three types are shown in Fig. 2. Note, however, that two intersections may meet in $(n - 1)$ -manifolds wherever there are ribbon intersections from either disk. Now let A be a tubular neighborhood of the preimage of a

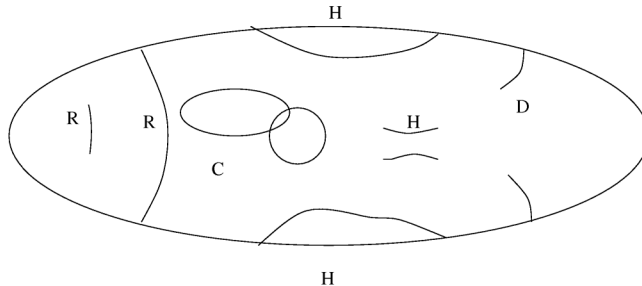


Figure 2: The preimage of φ showing where ψ meets φ . Note that in 3 dimensions the H intersections come in pairs; in higher dimensions they are connected. In dimension 3 any strip that passes through one component of an H intersection must pass through the other; this is because the ball in the handle partition hitting the top left is the same as that hitting the bottom left and likewise for the right-hand pair.

through-crossing of φ . We wish to modify ψ so that $\psi|_A = \varphi|_A$. Let us first make adjustments so that ψ and φ meet only in type R and D intersections (see fig. 2). This may be done by changing ψ by RI moves and ambient isotopy. For ψ and φ meet themselves only in ribbon intersections. Now they are not embedded, but because their immersions are of such a special nature, it is straightforward to show that we can pull them apart except at type R intersections and type H. But at type H we may still change the intersection to be a collection of intersections of type R, after which we may consider the other intersections that remain. For 2-knots it is clear that if K is in the way as we do this, then we can move it out of the way directly or using RI moves on ψ (to see this we may shrink that part of the knot along one of the ribbon disks). For classical ribbon knots it takes more work to see this, because handles from the decomposition of K are not connected. Nonetheless any part of K that could interfere with converting a type H intersection to type R intersections must go between φ and ψ to do so, and hence must do so with both strands from the handle. This is because a type H intersection can only occur between two ribbon singularities of one disk, and the other disk is cut in two arcs between the through-crossings. If K is in the way, it is so between those through-crossings. But by the existence of the type H intersection this means that it is between φ and ψ on the pieces of the disks between those through-crossings. However, since they cobound the knot, this means it must have hit one or both of them in order to be between them here.

Now each remaining intersection creates a ‘bubble’ in the ambient space. If K does not pass through that bubble with complete handles (that is, in ribbon intersections), then it must pass through both ribbon disks and so we can remove their meeting by sliding along K . Otherwise, we may use RI moves on ψ to ensure we can remove the meeting of the ribbon disks by sliding along K . The disks are not embedded, but if any ribbon singularities are involved in the meetings between the disks, we can simply pull both the parts of the ribbon disk involved in that ribbon singularity together; pulling one part of the disk will naturally pull the other part of the disk out with it. One must check of course that this is possible for each possible intersection. In this way we can eliminate all meetings except those of type R and those of type D. By already having removed the type H intersections, we see that the ribbon disks do not interfere with this procedure. Note that at the end of this procedure, the type R and D intersections may be arranged to miss the ribbon singularities, and also to be genus 0.

There is an isotopy rel boundary between the two strips $\psi|_A$ and $\varphi|_A$ considered as framed disks. To see this, note first that by Lemma ??, their ends agree. To obtain the isotopy itself note that by cutting

K at ∂A and then unknotting half of K by removing ribbon intersections, it becomes clear that each of these disks can be isotoped rel boundary to be embedded in a $(n-1)$ -sphere. The compatibility of the framings follows similarly. Hence there is an isotopy rel boundary from $\psi|_A$ to $\varphi|_A$. This isotopy traces out an immersed $n+1$ -manifold. By compactness we may divide the motion into pieces where the manifold it traces out is embedded. As we perform this motion, we push other portions of ψ out of the way, while also keeping ψ a disk by ‘pulling’ it on a small neighborhood A' of A . We move φ along with the isotopies we apply to the knot, but otherwise leave it stationary. If some part of the motion touches K , then there are two possibilities. First, if it cuts K in a ribbon intersection then we simply use an RI move to add ribbon intersections to ψ in A' . If, however, it meets K in some other manner, we may remove the intersection or change it into a collection of ribbon intersections by contracting K along ψ . The strips $\psi|_A$ and $\varphi|_A$ may be seen to not interfere with this since they do not meet any other part of ψ (this is why we had to first rearrange $\varphi|_A$ in fact). Note that this modification must be done before any part of the motion, to prevent the moving strip from getting in the way.

At the end of this procedure we have modified $\psi|_A$ to agree with $\varphi|_A$. ψ is still a ribbon disk by the method in which we modified it. Repeat this procedure for every through-crossing of φ . Then repeat for every containing hypersurface of φ .

Note that in the above, all that was really necessary for our isotopy to work was that $\varphi|_A$ should not meet ψ . We gave the full argument for reducing the meetings of ψ and φ because the argument for showing that we can pull $\varphi|_A$ out of ψ using only RI moves on ψ is not much simpler: one must still deal with each type of intersection, except one need only show that a single disk bicollar can be pulled out of the intersection. However, we note this potential simplification for completeness.

We have now modified ψ so that wherever φ has a ribbon intersection, ψ does as well. However, there will potentially be additional intersections remaining. We must remove these using RI moves.

To do so, partition D^{n+1} as follows. First divide the handle presentation of ψ so that each ball has only one ribbon intersection. Let $Y = D^{n+1} - \varphi^{-1}(\varphi(B))$. Y consists of components which are $n+1$ -disks, and in addition $\psi|_Y = \varphi|_Y$. We must only adjust ψ on $D^{n+1} - Y$ to agree with φ . Let Y_i be a component of Y . Partition Y_i into disks Y_{ij} with boundaries at each place ψ has a ribbon intersection. If any of these partitions terminate in themselves, we may remove such an intersection by an RI1 move. After joining any partitions that can be joined in this fashion, for each i, j choose a disk D_{ij} dividing Y_{ij} . As in our first step, we may adjust ψ to agree with φ on each D_{ij} by using only RI moves. But note that by appropriate perturbations, no new ribbon intersections need be added which involve any portion F_{ij} of D^{n+1} lying between D_{ij} and $D_{i(j+1)}$ gaining an intersection with itself, since in the sphere chosen for this modification can be perturbed to miss that section.

Now each F_{ij} does not terminate in itself (in either ribbon disk). In addition $\varphi(F_{ij})$ is an embedded disk. But ψ , as we have now modified it, may have ribbon intersections on F_{ij} . However, we may choose an isotopy of ψ (which can be extended to an ambient isotopy), moving K only outside $K \cap F_{ij}$, to make it agree with φ on F_{ij} . In addition, we may choose this isotopy to change ψ only by RI moves, since $\varphi|_{F_{ij}}$ meets ψ generically and does not meet K , while $\psi|_{F_{ij}}$ is an embedded disk meeting $\varphi|_{D^{n+2}-F_{ij}}$ in spheres and ribbon intersections. Since $\psi|_{F_{ij}} \cup \varphi|_{F_{ij}}$ is (up to smoothing near the knot) an embedded sphere meeting itself generically, by Jordan’s theorem it separates the ambient space into a collection of ‘bubbles.’ On the other hand the knot cannot meet $\varphi|_{F_{ij}}$. This implies that the knot meets $\psi|_{F_{ij}}$ in cancelling pairs or near an end. For in dimensions greater than 3, in each individual ‘bubble’ the handles must either both enter and exit (in opposite directions) or else terminate inside in an end. Alternately one could separate $\psi|_{F_{ij}}$ and $\varphi|_{F_{ij}}$ using the fact that they meet only in closed n -manifolds, and separating them from an innermost ‘bubble’ out, in the standard way. In dimension 3 we must take care because handles are disconnected. However, if one component of a handle meets $\psi|_{F_{ij}}$ the other must do so as well, and it must cross ψ in the same direction relative to the normal. Thus it must meet ψ in a ‘bubble’ on the same side of φ , and the handle must enter and exit that bubble in a cancelling pair or else terminate within it. It should be noted that moving the intersections of $\varphi|_{D^{n+2}-F_{ij}}$ with itself through $\varphi|_{F_{ij}}$ will require RI3 moves.

Therefore we have now modified ψ such that $\psi = \varphi$, and we have done so only using ambient isotopies and RI moves.

For the case where K has multiple components, apply the above algorithm to each component in some order. \square

Nakanishi[7] asked whether or not any two ribbon disks with handle presentations for the same ribbon knot are related by handle slides, RI moves, and isotopies (clearly if two disks are so related, then they present the same knot). Although we have been focused upon arc-like handle presentations, we can answer the question in the affirmative as an immediate corollary. We can also extend our result to deal with a class of multi-component links.

Corollary 1 *Let φ, ψ be ribbon surfaces for properly ribbon classical or 2-links with handle decompositions which are not necessarily arc-like. Then φ, ψ present equivalent knots iff they are related by a sequence of isotopics, handle slides, and RI moves.*

Proof: Suppose the two surfaces present the same link. As shown previously we can, by handle slides, adjust the ribbon surfaces to be arc-like. Our previous theorem now implies the resulting arc-like ribbon surfaces are related by RI moves and isotopies. Conversely, if two handle presentations are related by handle slides, RI moves, and isotopies, it is immediate that they present isotopic knots. \square

Lemma 3 *An arc-like handle presentation for a ribbon n -link, $n \geq 2$, can be completely specified by specifying the number of balls, which handles are glued to which balls, and the order and type of ribbon intersections along each handle. Alternately, by specifying the preimage of each intersection, and specifying a direction off each through-crossing parallel to the normal of the containing hypersurface to specify the type of intersection.*

Proof: Given this information, we may embed the balls into S^{n+2} and then attach the handles as specified. Suppose that we do this in two different ways. It is immediate that we may isotope the balls into the same positions. Then each handle can be isotoped to agree, since the intersections are already the same, and in dimension at least four, handles can be pushed past one another. \square

In dimension 3, two ribbon disks may have identical preimages but not present isotopic knots, since handles cannot be pushed past one another in dimension three.

Corollary 2 *Every properly ribbon 2-link is completely determined by a 4-valent graph with labels at the vertices representing each ribbon self-intersection. The RI moves induce a sufficient set of moves on such abstract graphs*

3 Representing Properly Ribbon Links Via Labelled Planar Graphs

We may specify an arc-like ribbon surface in dimension four by specifying the preimage and the direction of each crossing. We may also assume that each ball in the presentation has exactly one intersection, except the ends which we may assume have none. Such a ribbon disk can be presented as a graph which is 4-valent except for two vertices for the ends of each component, with labels at each vertex to represent the direction of that intersection. Each vertex represents a ball, while the arcs represent parts of the handles. The RI moves naturally induce corresponding moves on such graphs, and hence such graphs form a method for faithfully presenting isotopy classes of properly ribbon 2-links.

However, it is convenient for some purposes to consider presentations via planar graphs. To do so, we use additional vertices called *welded crossings*. Welded crossings were first defined in the context of braid groups in [3], and later their relationship with ribbon knots was studied in [9]. Let us refer to the graph representations as *L diagrams*. In order for this representation to be useful, we must find a collection of complete moves for it. It suffices therefore to introduce a method whereby any two graphs which represent the same arc-like disk presentation are related, and also whereby any RI move can be performed.

A complete set of moves is shown in Fig. 4.

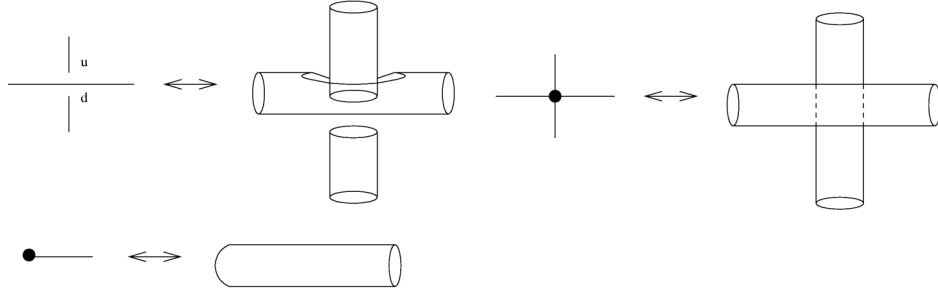


Figure 3: Here the graph representation is shown for the case in dimension four, using broken surface diagrams to show the knot[2]. The knot is by convention oriented so the normal vector points outward. Equivalently the knot orientation is induced by the orientation of the ribbon solid, which is oriented by convention so that its normal points 'up' in the direction suppressed by our projection.

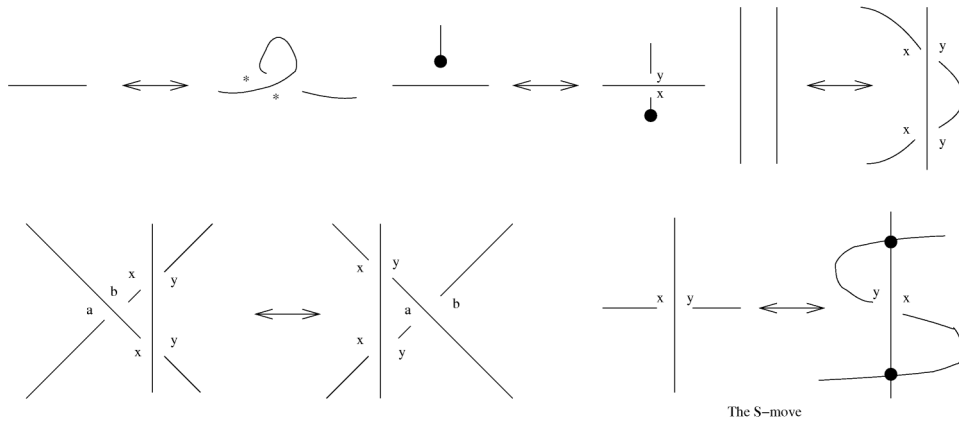


Figure 4: A complete set of moves for L diagrams representing ribbon knots in dimension at least four. In this figure, a u/u or d/d crossing is the same as a welded crossing. In the lower left figure, $x = y$ is only permitted if $a = b$.

Theorem 2 *The moves in Fig. 4 are complete.*

Proof: Clearly any RI move can be performed using the moves on L diagrams. Now consider an arc-like ribbon disk. There is a tubular neighborhood of it which has the homotopy type of a graph in S^4 . A generic projection of such a graph to the plane consists of an immersion with a finite number of separated double points. Consider the space X of all possible projections. Any two generic projections can be connected by a path that goes through only those which are analogous to those encountered for knots, as well as the one which corresponds to the S move. Resolving those singularities yields the remainder of the moves.

Alternately: Nelson has shown that the information given by the preimage of a ribbon disk is sufficient to specify a welded arc equivalence class up to switching each crossing by the analogue of an S-move and reversing orientations.[8]. Since we can perform the S-move and do not have orientations, such information specifies an L diagram up to equivalence. \square

It should be noted that a similar set of graphs and collection of moves could be introduced to represent proper ribbon links in dimension three. The method is exactly analogous to what we have done. However, the diagrams require a number of additional structures. First, instead of welded crossings, one must use crossings labelled by d/d and u/u ; these are no longer equivalent. Second, if any arcs involve a non-trivial twisting, that must be labelled on the arc. Finally, because of this potential for twisting, we must give an orientation explicitly. The moves for such diagrams are a natural generalization of those presented in Fig. 4, except with the framing taken into account and the ability to push the framing twists past intersections. We will term such diagrams $L3$ diagrams. An example of such a diagram is shown in Fig. 5 We will now examine the relationship between L diagrams and the diagrams of Satoh[9].

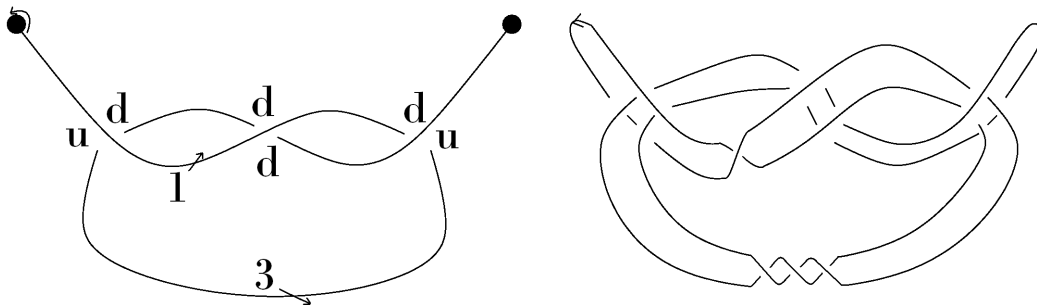


Figure 5: An example of an $L3$ diagram, shown on the left, and its interpretation as a ribbon knot.

Satoh works with oriented welded arcs to represent ribbon knots. Rather than labelling the crossings, he uses the orientation to determine the type of crossing. It immediately follows that a welded arc can be reinterpreted as an L diagram. Following Satoh we will designate the L diagram resulting from a welded diagram W as $Tube(W)$. We can now precisely determine the preimage of a n -knot under $Tube$. Define

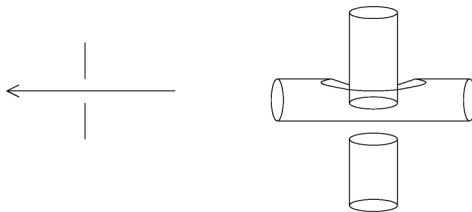


Figure 6: Satoh's method for representing ribbon knots by oriented welded arcs.

the *total reverse virtualization* of a welded arc W to be the welded arc which results from performing the

analogue of the S-move to each crossing and reversing the orientation of the arc.

Theorem 3 *Suppose $Tube(W), Tube(W')$ are equivalent L diagrams. Then either W, W' are welded equivalent, or else W is equivalent to the total reverse virtualization of W' .*

Proof: Welded moves allow us to perform any RI move, and hence to make any change to the preimage that we wish. Given an L diagram obtained from a welded diagram, the only way to modify the diagram with the S-move which is compatible with the new diagram being obtainable from a welded diagram corresponds to performing the analogue of the S-move on each crossing of the welded diagram and reversing the orientation. Since in a sequence of moves on an L diagram we can always choose to perform the S-moves at the end, the theorem follows. \square

4 Higher Dimensions and Genus

Satoh[9] originally focused on the possibility of representing ribbon embeddings of tori in S^4 . However, because the torus has multiple generators for its first homology we cannot guarantee that two ribbon surfaces for it will have compatible handle decompositions. We may define two ribbon surfaces to be *d-equivalent* if they have identical representations as graphs. The completeness theorem would therefore follow if we could show that every ribbon surface for a torus has a *d-equivalent* representative in every class of surfaces with compatible handle decompositions.

We may also try to generalize these results to higher dimensions. Indeed we conjecture that these results hold for general properly ribbon n -links as well as for ribbon links involving knots of the type $S^1 \times S^{n-1}$ for $n \geq 3$ (for which the issues arising in the case of tori do not arise). However, it is possible that some subtlety in higher dimensions prevents the necessary rearrangements in our algorithm. An immediate consequence of this conjecture would be that the map between ribbon n -knots and ribbon m -knots, defined by reinterpreting the handle decomposition by modifying the dimensions of the handles involved, would be an isomorphism for all $n, m \geq 2$, and similarly for $S^1 \times S^{n-1}$ for $n \geq 3$.

5 Invariants for Classical Knots from L3 Arc Diagrams

As an application of our above results, we will define an invariant for L3 diagrams, as well as for L diagrams. Let W be the class of welded arc diagrams. Let $W' = W/\pm$ where \pm is the relation generated by welded equivalence and total reverse virtualization. Let $LD3$ be the class of L3 diagrams and let LD be the class of L diagrams. Our above results indicate that there is a surjection $\ell : LD \rightarrow W'$ which is well-defined; $\ell(A)$ is the equivalence class $[K]$ of welded arcs such that $Tube(K) = A$. There is also a surjection $h : LD3 \rightarrow LD$ defined by interpreting u/u and d/d crossings as welded crossings and ignoring framing. This map h has been considered previously by Yanagawa[11] as a map on knot diagrams, but the fact that it passes to a map on knots requires the completeness theorem for RI moves. Note that in fact ℓ is bijective by our above discussion. Finally we define $w : LD3 \rightarrow W'$ such that $w = \ell \circ h$.

Theorem 4 *h and w define invariants, the cross-section invariant and the welded invariant respectively, for classical ribbon knots taking values in $\{\text{ribbon2} - \text{knots}\}$ and W' respectively.*

Proof: Clearly w defines an invariant of L3 diagrams under their moves; this passes to an invariant of classical ribbon knots. \square

Clearly h is surjective. However, h is not injective. Let K be a classical ribbon tangle in a solid torus, such that the induced tangle in a solid ball is non-trivial, and such that K is *geometrically essential* in the torus. This means that every compression disk for the solid torus meets K . Let K' be defined similarly (or simply take $K' = K$). Place K and K' into solid tori in S^3 which form a Hopf link (or more

generally any non-separable link) and join the ends of the tangles in the obvious way to form a ribbon knot. Let this latter knot be K_1 . Let K_2 be defined similarly, but let the solid tori be separable. It is a straightforward exercise to see that $h(K_1) \cong h(K_2)$. However, in K_1 there is no 2-sphere meeting the knot exactly in the band joining K and K' and separating the two halves of the knot. For if there were, then this surface would separate the non-separable link. On the other hand such a surface obviously exists for K_2 . An example of such a pair of knots is shown in fig. 7. The invariants with values in W' are not

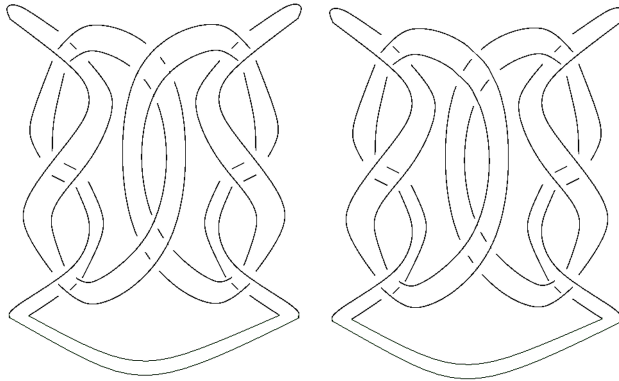


Figure 7: Two inequivalent knots K_1 and K_2 such that $h(K_1) \cong h(K_2)$.

necessarily going to be directly tractable. However, there are additional invariants which can be defined on W' which therefore pass to invariants of classical ribbon knots. In particular, given a welded arc K we may define the *fundamental group* $\pi_1(K)$ of K to be the group with a presentation given by applying the usual combinatorial definition of a knot group to the arc diagram. This descends to an invariant of W' , since total reverse virtualization may easily be checked to leave the presentation unchanged.

For an L diagram, define the *arc group* to be the group whose presentation is given by the algorithm in Fig. 8. It is a straightforward exercise to check that this is an invariant of such diagrams. For a ribbon 2-knot K , define the *arc group* $G(K)$ to be the arc group of its diagram.

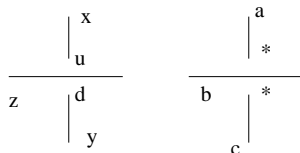


Figure 8: These crossings yield the relations $x = y^z$ and $a = c$ respectively.

Theorem 5 *Let K be a ribbon 2-knot, $n \geq 2$. Then $G(K) \cong \pi_1(S^{n+2} - K)$.*

Proof: The relations given by broken surface diagrams or their analogues reduce to those given for $G(K)$. \square

For a classical ribbon knot K we define the arc group to be $G(K) = \pi_1(h(K)) \cong \pi_1(w(K))$. For classical ribbon knots, the arc group is not the fundamental group of the knot. Indeed as we will show it does not even have to be the group of any classical knot.

There is a natural geometrical interpretation of the arc group for classical knots. Given a classical ribbon knot K with L3 diagram A , we may consider $Tube(h(A))$. K will be a natural cross-section of this 2-knot. Since the fundamental group is preserved by $Tube[9]$, it follows that the arc group of a classical ribbon knot is simply the knot group of $Tube(h(A))$. But $Tube(h(A))$ is, from a topological perspective, simply

the 2-knot whose ribbon disk has the same ball/handle presentation as K . Note that we could also define the arc group in a combinatorial manner on L3 diagrams.

Theorem 6 *For classical knots, $G(K)$ is a quotient of $\pi_1(K)$.*

Proof: This may be shown by a direct computation, or by observing that K is the cross-section of $h(K)$. The natural inclusion $(S^3, K) \hookrightarrow (S^4, h(K))$ induces a surjection on fundamental groups. \square

We will now use the arc group to give a necessary condition for a given ribbon knot to be a symmetric sum. A symmetric sum is a knot which has the form $K\# - K^*$ for some knot K . We will write the symmetric sum of a knot as SK .

Lemma 4 *For any classical knot K , SK has an arc-like ribbon disk with an L3 presentation A with the following properties: A has only u/d and d/u crossings, and it is possible to orient A so that the u labels always lie on the right (or left) side of the overcrossings. Conversely any diagram of this form presents a ribbon knot which is a symmetric sum.*

Proof: Let K' be an arc constructed from K by cutting K at a generic point. Let ψ be the disk which results from spinning K' by π radians about a hyperplane P such that $K' \cap P = \partial K'$. Let φ be the natural broken surface diagram projection of ψ . This is straightforwardly seen to be an arc-like ribbon disk. In addition its L3 presentation is simply a cross-section of φ , and the labels are induced by whether one approaches the disk parallel or anti-parallel to the normal vector. But the normal is induced by an orientation of the knot.

Alternately, one may observe that $\text{Tube}(K')$, interpreted as a 2-knot, has SK as a cross-section, and that by cutting $\text{Tube}(K)$ along that cross-section one obtains a ribbon disk.

Given such a diagram K' , since K' involves only classical crossings, its half-spin may be defined. The half-spin of K may be checked to see that it yields a ribbon disk whose boundary is SK for K the knot obtained by joining the ends of K' , sliding them adjacent by RI0 moves if necessary. Alternately one may once again use $\text{Tube}(K')$ and consider its cross-section. \square

This is therefore a necessary and sufficient condition for a classical knot to be a symmetric sum. However, it may not be obvious whether or not the L3 diagram of a knot can be put into this form. Using the arc-group, however, we may find a necessary condition for a classical knot to be a symmetric sum.

Theorem 7 *For any classical knot K , $G(SK)$ is the knot group of a classical knot. In particular $G(SK) \cong \pi_1(K)$.*

Proof: Suppose A is the L3 diagram for SK . The arc group $G(SK)$ is isomorphic to the arc group of the corresponding L diagram obtained via the map h . Thus $G(SK) \cong D(h(A))$. But $D(h(A)) \cong \pi_1(\text{Tube}(h(A)))$. Satoh has shown that this 2-knot is isotopic to the knot obtained by spinning K about a hyperplane in four-space (the Artin spinning construction)[9]. In addition an application of the Van Kampen theorem shows that spinning a knot in this fashion preserves the knot group. The result follows immediately. \square

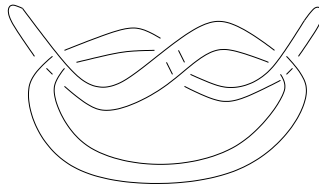


Figure 9: A ribbon knot which is not a symmetric sum.

Corollary 3 *The classical knot shown in Fig. 9 is not a symmetric sum of any classical knot.*

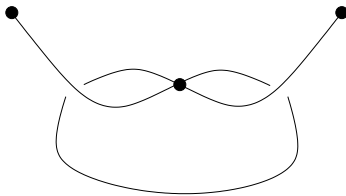


Figure 10: A welded arc whose group is not a classical knot group.

Proof: Let A be the corresponding L3 diagram. A representative of $w(A)$ is shown in Fig. 10. Satoh has shown that the group of this arc is not a classical knot group, using the Alexander polynomial[9]. \square We make an additional note about the invariants defined by h and w .

Theorem 8 *Suppose K is a classical ribbon knot with a ribbon disk ϕ such that ϕ is obtained from a symmetric sum by switching certain framings on the L3 diagram, and changing u/d labels to d/u (and the reverse) for some crossings. Then $h(K)$ has an L diagram without welded crossings.*

Proof: Changing the framings has no effect upon $h(K)$. Relabeling passes to a relabeling on $h(K)$. Since a symmetric sum ribbon disk has no non-classical crossings and we do not add any by any of these methods the theorem follows. \square

From this it follows that if a ribbon knot K has this form then $w(K)$ must have a representative which is obtained from a classical arc by virtualizations. We conjecture that not all welded arcs are equivalent to a welded arc obtained by this method. However, the example given in Fig. 10 can be obtained in this way. It is not known to the author whether there are any known invariants which can be used to find a counterexample. The question is of particular interest because *symmetric unions* of knots can be characterized as those ribbon knots admitting such a diagram. For the definition of symmetric unions see [6]. The aforementioned characterization follows by a similar argument as used to prove Thm. 8.

References

- [1] J. Baez, A. Crans, D. Wise, *Exotic statistics for strings in 4d BF theory* (preprint May 2006 - arXiv:gr-qc/0603085v2).
- [2] J.S. Carter, S. Kamada, and M. Saito, *Surfaces in 4-space*, Springer (2004).
- [3] R. Fenn, R. Rimanyi, C. Rourke, *The braid-permutation group*, Topology **36** (1997) 123-135.
- [4] L. H. Kauffman, *Virtual knot theory*, Europ. J. Combinatorics **20** (1999) 663-691.
- [5] S. Kamada, *Braid presentation of virtual knots and welded knots*, preprint.
- [6] C. Lamm, *Symmetric union presentations for 2-Bridge ribbon knots*, talk at the Joint Meeting of AMS and DMV at Mainz (2005) preprint arxiv:0602395v1 [math.GT].
- [7] Y. Nakanishi, *On Ribbon Knots, II*, Kobe J. Math. **7** (1990) 199-211.
- [8] S. Nelson, *Signed ordered knotlike quandle presentations*, Algebraic and Geometric Topology **5** (2005) 443-462.
- [9] S. Satoh, *Virtual knot presentation of ribbon torus-knots*, J. Knot Theory Ramifications **9** (2000), 531-542.
- [10] B. Winter, *On the classification problem for ribbon torus knots*, to appear in J. Knot Theory Ramifications, preprint arXiv:0711.1638 [math.GT].

- [11] T. Yanagawa, *On cross sections of higher dimensional ribbon knots*, Math. Sem. Notes Kobe Univ. **7** (1977) 609-628.