

The energy transfer and its effects on the secondaries in W Ursae Majoris-type contact binaries

Dengkai Jiang^{1,2*}, Zhanwen Han¹, Tianyu Jiang^{1,2}, and Lifang Li¹

¹*National Astronomical Observatories, Yunnan Observatory, Chinese Academy of Sciences, P.O. Box 110, Kunming, Yunnan Province, 650011, P.R. China*

²*Graduate University of Chinese Academy Sciences, Beijing, 100039*

Accepted Received; in original form

ABSTRACT

Based on the physical parameters of 133 W Ursae Majoris (W UMa)-type contact binaries, the energy transfer and its effects on the secondary in W UMa contact binaries are investigated. Relations are given between the mass ratio (q) for W UMa contact binaries and the relative energy transfer rates, i.e. U_1 , the ratio of the transferred luminosity to the surface luminosity of the primary and U_2 , the ratio of the transferred luminosity to the nuclear luminosity of the secondary. **The theoretical curves (U_1 vs q and U_2 vs q) are derived based on the various assumptions that the two components in each W UMa system are nearly identical in effective temperature, they just fill their inner Roche lobes, and the primaries are ZAMS stars. Although these curves can reflect the distribution of U_1 vs q and U_2 vs q , some observational systems are significantly deviated from these curves. It is mainly resulted from the difference in the effective temperatures of the components in W UMa systems.** The radius and the density of the secondary are related to the relative energy transfer rate U_2 : the higher is U_2 , the greater is the expansion and the lower is the density of the secondaries in W UMa systems. In addition, it is found that the temperature difference of W UMa binary components is correlated with the relative energy transfer rate U_1 and decreases with increasing U_1 . This might suggest that there is a thermal coupling between two components in W UMa contact binaries, and that the classification of W UMa contact binaries into A- or W-types depends on the energy transfer from the primary to the secondary. The temperature difference of W UMa binary components is poorly correlated with the mass of the primary. This suggests that the properties of the common envelope of W UMa contact binaries might not have a significant effect on the energy transfer between two components.

Key words: binaries: eclipsing – stars: statistics – stars: evolution

1 INTRODUCTION

W UMa contact binaries are very common eclipsing variables in which the eclipsing light curves have nearly equal minima. Binnendijk (1970) classified W UMa contact binaries into A- or W-type on the basis of their light curves. The secondaries of W UMa contact binaries have an unusual mass-luminosity relationship which was first recognized by Struve (1948). Lucy (1968) proposed that it is caused by the energy transfer from the primary (the more massive component) to the secondary (the less massive component) within a convective envelope. But the mechanism causing energy transfer between the two components of W UMa contact

binaries and the effect of the energy transfer on the components are not clear.

W UMa contact binaries are an important class of eclipsing variables in several respects. In studies of Galactic structure, W UMa contact binaries play an important role because they have high spatial frequency of occurrence, ease of detection, and provide a standard candle for distance determinations (Rucinski 1997). More importantly, W UMa contact binaries are interesting objects due to the mass and energy transfer between two components. Understanding the energy and mass transfer in the common envelope is necessary to develop a correct theory of the structure and evolution of W UMa systems. Therefore, the investigation of the mechanism causing energy transfer is a core problem for understanding the structure and evolution of W

* E-mail: jiangdengkai@hotmail.com

UMa contact binaries (Webbink 2003). The energy transfer in W UMa systems has been investigated by many authors (Mochnecki 1981; Smith 1984; Kaluzny 1985; Hilditch 1988). Mochnecki (1981) calculated the relative energy transfer rate of W UMa contact binaries using the normal mass-luminosity relation for independent stars and found that the relative energy transfer rate depends only on the mass ratio of W UMa contact binaries. Wang (1994) found that the relative energy transfer rate increases with increasing mass ratio continuously based on 22 contact binaries. Liu & Yang (2000) found that the energy transfer rate depends not only on the mass ratio but also on the evolutionary degree of the primary. By studying a catalogue data of 159 systems, Csizmadia & Klagyivik (2004) found that the energy transfer rate is a function of the mass and luminosity ratio.

The treatment of the energy transfer is very important to construct theoretical models of W UMa contact binaries. Although it seems probable that the energy transfer occurs in the common envelope of W UMa systems, it is not clear at present where and how the transfer is taking place in the common envelope. The structure and evolution of W UMa contact binaries have been investigated by several authors in recent years (Kähler 2002a,b; Li, Han & Zhang 2004, 2005; Yakut & Eggleton 2005). It is found that loss of contact is avoided if the energy transfer is assumed to be sufficiently effective (Kähler 2002a,b). Li, Han & Zhang (2004) discussed the region of energy transfer in the common envelope of W UMa contact binaries, and showed that the energy transfer may take place in the radiative region of the common envelope. Yakut & Eggleton (2005) suggested that the mechanism of the energy transfer may be differential rotation which has been observed by helioseismology in the solar convection zone (Schou et al. 1998).

The energy transfer from the primary to the secondary in W UMa contact binaries will restructure the secondary and make it oversized and overluminous for its mass (Webbink 2003). The radii of the secondaries of W UMa contact binaries (including A- and W-types) are obviously altered from those of zero-age main sequence (ZAMS) stars (Yakut & Eggleton 2005; Li et al. 2008). This might be the result of the energy transfer from the primary to the secondary (Yang & Liu 2001; Li et al. 2008). The temperatures and densities of the secondaries of W UMa contact binaries are also affected by the energy transfer. Hazlehurst et al. (1977) calculated the response functions which describe the effect of energy transfer on the radii and effective temperatures of the stars. But the relation between the energy transfer and the reaction of the secondaries of W UMa systems is not completely understood.

In this paper, the physical parameters of 133 W UMa contact binaries have been collected from the literature. Using these data, the energy transfer and its effect on the secondaries in W UMa systems are investigated.

2 ENERGY TRANSFER IN W UMA SYSTEMS

The physical parameters of 130 W UMa contact binaries were collected from the compilations of Yakut & Eggleton (2005); Awadalla & Hanna (2005); Maceroni & van't Veer (1996), and Li et al. (2008). The temperatures used in our paper are also taken from the same sources.

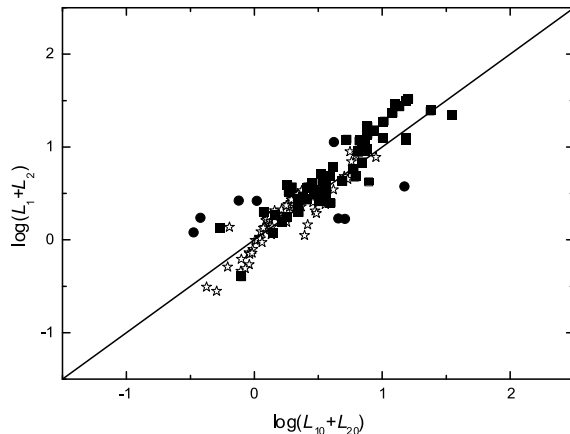


Figure 1. Relation between $\log(L_1 + L_2)$ and $\log(L_{1,\text{nuc}} + L_{2,\text{nuc}})$ for A-, and W-type W UMa contact binaries. Full squares and open stars represent A-types and W-Types, respectively. The solid line represents $\log(L_1 + L_2) = \log(L_{10} + L_{20})$, and full circles represent the systems significantly deviating the solid line.

In addition, the new or recently obtained physical parameters of 3 W UMa contact binaries were collected from other sources (listed in Table 1). Based on these data, the evolutionary properties of W UMa systems are analyzed. The observations suggest that the secondaries of W UMa systems are overluminous and oversized (Yang & Liu 2001; Webbink 2003; Stepień 2006; Li et al. 2008). Up to now, although the physical cause for the over-luminosity and over-volume of the secondaries of W UMa systems is not known, the similar appearance for the secondaries of W UMa systems suggests that a common mechanism would produce them. Two possible hypotheses have been proposed to explain the over-luminosity and over-volume of the secondaries in W UMa systems, either (a) energy transfer between the two components (Lucy 1968; Webbink 2003; Li et al. 2008), or (b) W UMa systems with a more evolutionarily advanced secondary due to the reversal of the mass ratio (Stepień 2006).

The distribution of $\log(L_1 + L_2)$ vs $\log(L_{10} + L_{20})$ of our sample is presented in Figure 1. $L_{1,2}$ are the surface luminosity of the primary and the secondary. L_{10} and L_{20} are the nuclear luminosity of the primary and the secondary. According to Demircan & Kahraman (1991), the nuclear luminosity of each component in W UMa contact binary can be expressed as

$$L_0 \cong 1.03M^{3.42} \quad 0.1 \leq M \leq 120 \quad (1)$$

where M is the mass of the component in solar units. The solid line represents the case that the total surface luminosity is equal to the total nuclear luminosity. It is seen in Figure 1 that most W UMa contact binaries are located on the solid line within observational errors. This indicates that the total observational luminosity of W UMa contact binaries is nearly equal to the total nuclear luminosity, implying an important evidence that energy is indeed transferred from the primary to the secondary in W UMa systems (Mochnecki 1981; Webbink 2003). Meanwhile, it also suggests that the over-luminosity of secondaries in W UMa systems is attributed to the energy transfer between two components. It is also noted that at least 8 data points de-

Table 1. The new or recently obtained physical parameters of contact binaries.

Stars	Type	P (days)	M_1 (M_\odot)	M_2 (M_\odot)	R_1 (R_\odot)	R_2 (R_\odot)	L_1 (L_\odot)	L_2 (L_\odot)	T_1 (K)	T_2 (K)	q_{ph}	References
VW LMi	W	0.4775	1.67	0.70	1.709	1.208	5.31	2.80	6700	6792	0.416	1
BX Dra	A	0.5790	2.19	0.63	2.13	1.26	9.8	2.5	7000	6446	0.289	1
DN Bootis	A	0.4476	1.428	0.148	1.710	0.67	3.750	0.560	6095	6071	0.103	2

Columns: Stars-GCVS name of star; P -orbital period; M_1 -mass of the primary; M_2 -mass of the secondary; L_1 -luminosity of the primary; L_2 -luminosity of the secondary; R_1 -radius of the primary; R_2 -radius of the secondary; T_1 -effective temperature of the primary; T_2 - effective temperature of the secondary

References in Table 1: (1) Sánchez-Bajo et al. 2007; (2) Şenavcı et al. 2008

viate strongly from the line and the corresponding systems with $|\log(L_1+L_2)-\log(L_{10}+L_{20})| > 0.4$ are listed in table 2. In these systems, three high-mass systems (AC Boo, ET Leo and V899 Her) with total mass larger than $2M_\odot$ are below the solid line. This kind of deviation is not impossibly caused by the evolved components in these systems and probably caused by the inaccurate spectroscopic solution because of the presence of the additional companions (Pribulla et al. 2008). The other four low-mass systems (BH Cas, DX Tuc, TZ Boo and XY Boo) with total mass less than $1.4M_\odot$ and one high-mass system (V1073 Cyg) are above the solid line. This kind of deviation can be caused not only by the presence of the additional companions, but also by the evolved components contained in these systems. In fact, Bilir et al. (2005) found that low-mass W UMa contact binaries show the larger velocity dispersions than high-mass W UMa contact binaries and low-mass W UMa systems have a larger mean kinematic age than high-mass W UMa systems, implying that some components of W UMa contact binaries with very low total masses are significantly evolved. On the other hand, Pribulla & Rucinski (2006) found that up to 59 percent of W UMa contact binaries have companions. Meanwhile, Pribulla et al. (2008) show that TZ Boo is quadruple system and its spectra is contaminated by third and fourth bodies. Therefore, the effect of the companions on the spectroscopic solution of these systems might be one of the reasons which lead these systems to deviate significantly from the solid line.

Mochnacki (1981) defined a relative energy transfer rate which is the ratio of the transferred luminosity to the surface luminosity of the primary. Based on the assumption that the primaries are ZAMS, the relative energy transfer rate U_1 can be written as

$$U_1 = \frac{dL}{L_1} = \frac{\frac{L_2}{L_1} - \frac{L_{20}}{L_{10}}}{1 + \frac{L_{20}}{L_{10}}}, \quad (2)$$

where $L_{1,2}$ are the surface luminosity of the primary and the secondary; L_{10} and L_{20} are their nuclear luminosities, respectively (Mochnacki 1981; Wang 1994). We can give another relative energy transfer rate as

$$U_2 = \log\left(\frac{dL}{L_{20}}\right) = \log\left(\frac{\frac{L_2}{L_1} - \frac{L_{20}}{L_{10}}}{\frac{L_{20}}{L_{10}}(1 + \frac{L_{20}}{L_{10}})}\right). \quad (3)$$

Using equation (1), we have

$$U_1 = \frac{r^2 t^4 - q^\alpha}{1 + q^\alpha}, \quad (4)$$

$$U_2 = \log\left(\frac{r^2 t^4 - q^\alpha}{q^\alpha(1 + r^2 t^4)}\right). \quad (5)$$

where $r = R_2/R_1, t = T_2/T_1, q$ is mass ratio and α is the exponent of mass-luminosity relation and it is equal to 3.42. If it is assumed that the components in each W UMa system are identical in the effective temperature, and that the components of each W UMa contact binary just fill the inner Roche lobes (i.e. $R_2/R_1 = q^{0.46}$), equation (4) and equation (5) can be written as

$$U_1 = \frac{q^{0.92} - q^{3.42}}{1 + q^{3.42}}. \quad (6)$$

$$U_2 = \log\left(\frac{q^{0.92} - q^{3.42}}{q^{3.42}(1 + q^{0.92})}\right). \quad (7)$$

The theoretical curves and the observational data are shown in Figure 2 and Figure 3 with a solid line and the open stars (W-subtypes) or the solid squares (A-subtypes), respectively. It is seen in Figure 2 and Figure 3 that although the theoretical curves can reflect the distribution of the U_1 vs q and U_2 vs q of the observed data, the observational points are largely scattered and some observed systems are significantly deviated from the solid line. The deviation might be caused by the applicability of the basic assumptions.

In order to find the applicability of the basic assumptions, we take $r, t,$ and α to be different values. At first, we must inspect the applicability of a basic assumption that the components of each W UMa system just fill their inner Roche lobes (i.e. $R_2/R_1 = q^{0.46}$). In fact, most observed systems are over-contact binaries, and they should not satisfy this relation. The relation between the logarithms of the radius ratio (R_2/R_1) and the logarithms of the mass ratio q of the observed systems is shown in Figure 4. As seen from Figure 4, the logarithm of the radius ratio is almost linearly changed with the logarithms of the mass ratio. A least-squares solution leads to the following relation,

$$\log(R_2/R_1) = 0.431(6)\log q - 0.007(3). \quad (8)$$

According to equation (8), $r = R_2/R_1 = 0.984q^{0.43}$, which is indeed different from Roche approximation relation $r = q^{0.46}$. These relations are also plotted in Figure 4 with a dashed line and a solid line, respectively. Using the relation, $r = R_2/R_1 = 0.984q^{0.43}$, of the observed systems, equation (4) and equation (5) are shown in Figure 2 and Figure 3 with a dot-

Table 2. Physical parameters of most discrepant contact binaries.

Stars	Type	P (days)	M_1 (M_\odot)	M_2 (M_\odot)	R_1 (R_\odot)	R_2 (R_\odot)	L_1 (L_\odot)	L_2 (L_\odot)	T_1 (K)	T_2 (K)	q_{ph}	References
AC Boo	W	0.3524	1.534	0.476	1.314	0.572	1.427	0.269	5530	5520	0.31	1
V1073 Cyg	A	0.7859	1.498	0.479	2.154	1.318	8.263	3.020	6700	6661	0.320	1
ET Leo	W	0.3465	1.586	0.542	1.359	0.835	1.115	0.564	5112	5500	0.342	2
V899 Her	A	0.4212	2.1	1.19	1.57	1.22	2.32	1.44	5700	5677	0.566	3
TZ Boo	A	0.2976	0.72	0.11	0.97	0.43	1.02	0.18	5890	5754	0.153	4
BH Cas	W	0.4059	0.73	0.35	1.09	0.78	1.01	0.72	5550	6000	0.475	5
XY Boo	A	0.3706	0.912	0.169	1.230	0.607	2.138	0.515	6324	6307	0.1855	6
DX Tuc	A	0.3771	1.00	0.30	1.20	0.71	1.97	0.66	6250	6182	0.29	7

Columns: Stars-GCVS name of star; P -orbital period; M_1 -mass of the primary; M_2 -mass of the secondary; L_1 -luminosity of the primary; L_2 -luminosity of the secondary; R_1 -radius of the primary; R_2 -radius of the secondary; T_1 -effective temperature of the primary; T_2 - effective temperature of the secondary

References in Table 1: (1) Awadalla & Hanna 2005; (2) Gazeas et al. 2006; (3) Özdemir et al. 2002; (4) Yakut et al. 2005; (5) Zola et al. 2001 ; (6) Yang et al. 2005; (7) Szalai et al. 2007

dashed line, respectively. As seen from Figure 2 and Figure 3, the dot-dashed lines are very similar to the solid ones. Therefore, the assumption that the components of each W UMa systems just fill their inner Roche lobes is acceptable. Secondly, the different values of α are adopted by the different investigators (4.0, Wang (1994); Mochnacki (1981), 4.6, Csizmadia & Klagyivik (2004)). If $\alpha = 4.6$ (the largest value), the relative distributions between the observed systems and the theoretical curves are similar to those shown by Figures 2 and 3, although the observed points and theoretical curves have been shifted since they are shifted with the same direction. This suggests that the exponent of the mass-luminosity relation has little effects on the relative distribution between the observed systems and the theoretical curves. So, the assumption that the components in W UMa systems are ZAMS is also acceptable. Finally, we inspect the assumption of the two components with equal temperature in each W UMa system. The distribution of t for the observed W UMa systems is located in a region from 0.88 to 1.097. We take t to be 0.9 and 1.1. We plot the resulting curves in Figure 2 and Figure 3 with two dashed lines. As seen from Figure 2 and Figure 3, these two dashed lines can cover the large scattering of the observed systems. Therefore, the deviation caused by unequal effective temperatures of the components of W UMa systems are larger than those caused by other two assumptions. This suggests that the equal-temperature assumption for the components of W UMa systems is the most unreasonable one in three basic simplifying assumptions.

The temperature difference is also an important parameter for investigating the classification and the energy transfer of W UMa contact binaries. It is defined by Rucinski (1974) as

$$X = \frac{T_1 - T_2}{T_1}. \quad (9)$$

The temperatures of W UMa binary components can differ substantially, and this difference was explained by different proportions of the energy exchange in superadiabatic and adiabatic part of envelopes (Mochnacki & Whelan 1973).

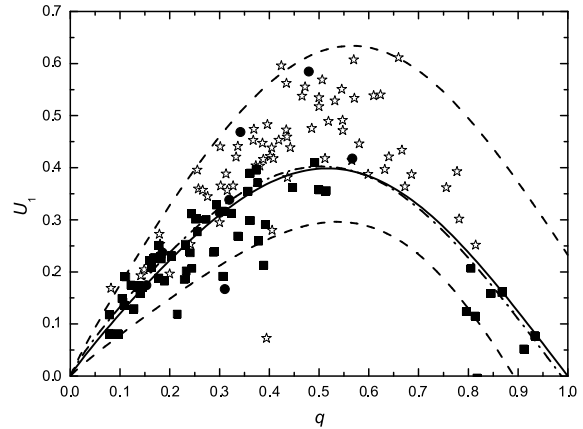


Figure 2. The relative energy transfer rate U_1 as a function of mass ratio of W UMa contact binaries. The symbols are the same as Figure 1 and these curves are derived from the assumptions (see the text).

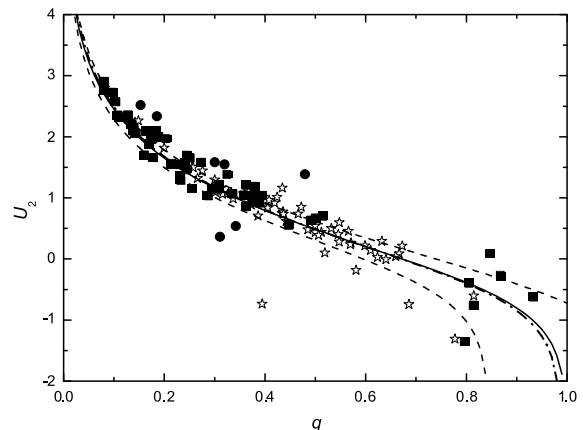


Figure 3. The relative energy transfer rate U_2 as a function of mass ratio of W UMa contact binaries. The symbols are the same as Figure 1 and these curves are derived from the assumptions (see the text).

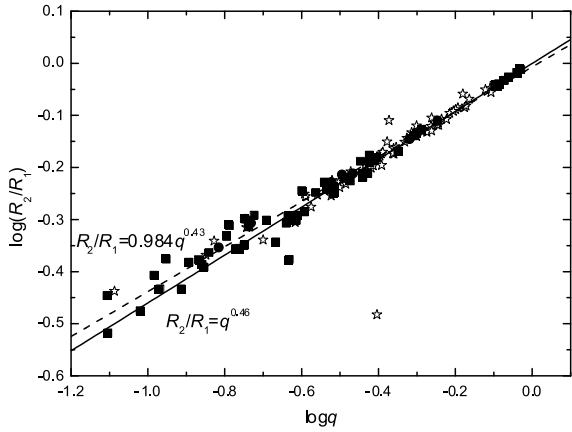


Figure 4. Relation between $\log(R_2/R_1)$ and $\log(q)$ for A- and W-type W UMa contact binaries. Full squares and open stars represent A-types and W-Types, respectively. The solid line represents $\log(R_2/R_1) = 0.43\log(q)$. The dash line represents the fitted curve and the symbols are the same as Figure 1.

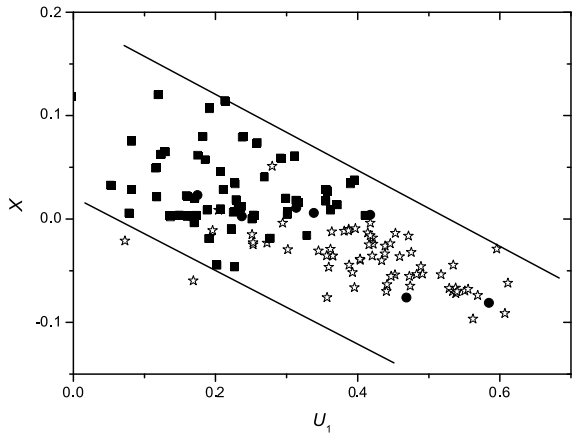


Figure 5. Relations between the temperature difference and the relative energy transfer rate U_2 for A- and W-type W UMa contact binaries. The symbols are the same as Figure 1.

Rucinski (1974) investigated the relations between the temperature difference and other observational parameters, and found that the temperature difference for W-type systems is not correlated with the mass ratio, the fill-out parameter or the color.

The relation between the relative energy transfer rate (U_1) and the temperature difference is shown in Figure 5. W UMa contact binaries seem to populate a strip limited by two solid lines, and there is a tendency for decreasing temperature difference with increasing relative energy transfer rate. This suggests that the temperature difference is correlated with the relative energy transfer rate (U_1). This also indicates that the temperature of the secondary increases with increasing relative energy transfer rate and even exceeds the temperature of the primary if the relative energy transfer rate (U_1) is large enough, and that a thermal coupling exists in the two components of W UMa contact binaries.

Main-sequence stars with $M \gtrsim 1.25M_\odot$ have little or no convective envelope; however, main-sequence stars with

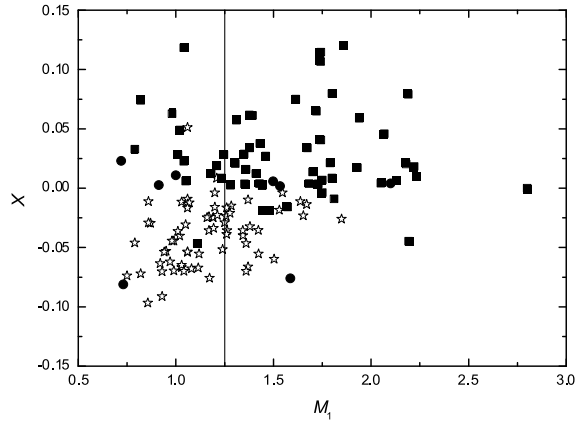


Figure 6. The distribution of temperature deviation *vs* the mass of primary for W UMa contact binaries. The Symbols are the same as Figure 1 and M_1 is in solar mass.

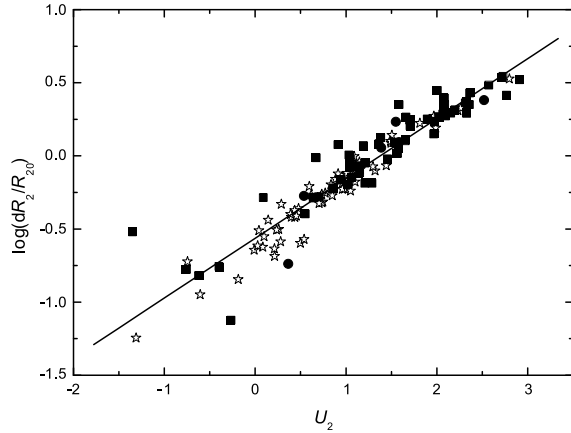


Figure 7. The relations between the relative radius change of the secondary and the relative energy transfer rate U_2 for A- and W-type W UMa contact binaries, and the solid line represents the linear fit. Symbols are the same as Fig.1.

$0.35 \lesssim M \lesssim 1.25M_\odot$ have a convective envelope and a radiative core (Hurley et al. 2000). Li, Han & Zhang (2004) argued that convection is by no means essential to heat transport in the common envelope of W UMa systems by employing Eggleton’s stellar evolution code (Eggleton 1971, 1972, 1973). This means that the temperature difference should not depend on the mass of the primary. The distribution of the temperature difference X *vs* the primary’s mass M_1 is shown in Figure 6. As seen from Figure 6, the distribution of temperature difference of the observed systems with $M_1 \gtrsim 1.25M_\odot$ is similar to that of the systems with $M_1 \lesssim 1.25M_\odot$. This suggests that there is no correlation between the temperature difference and the mass of the primary, and that the efficiency of energy transfer in the common envelope of W UMa systems is indeed not significantly enhanced by convective motion.

3 THE EFFECT OF ENERGY TRANSFER ON THE SECONDARIES

The mass-radius relations of the secondaries for A- and W-type of W UMa contact binaries are different from that of ZAMS stars (Yang & Liu 2001; Awadalla & Hanna 2005; Li et al. 2008). This is a result of the energy transfer from the primary to the secondary (Webbink 2003; Li et al. 2008). But the relation between the energy transfer and the radius of the secondary is not clear.

The relation between the relative radius change of the secondary ($\log(dR_2/R_{20}) = \log((R_2 - R_{20})/R_{20})$) and the relative energy transfer rate (U_2) of W UMa contact binaries is plotted in Figure 7. R_{20} is the radius of the main sequence secondary in W UMa systems without the effect of the energy transfer, i.e. it is the radius of **ZAMS with mass M_2** . According to Lacy (1977), it can be expressed as

$$R_{20} = \begin{cases} 0.955M_2^{0.917} & 0.1 \leq M_2 \leq 1.318, \\ 1.026M_2^{0.640} & 1.318 \leq M_2 \leq 19.953, \end{cases} \quad (10)$$

where M_2 is the mass of the secondary in solar units. As seen in Figure 7, the relative radius change of the secondary is correlated with the relative energy transfer rate U_2 , i.e. **the radius of the secondary in a W UMa system increases with increasing U_2** . This indicates that the energy transfer exercises a decisive influence on the secondaries of A-type and W-types. By using a linear fitting, the relation between the relative radius change of the secondary ($\log dR_2/R_{20}$) and the relative energy transfer rate (U_2) can be written as

$$\log(dR_2/R_{20}) = 0.41(1)U_2 - 0.56(2). \quad (11)$$

This correlation is a result of the response of the secondary to the energy transfer from the primary. It is the energy transfer that makes the radii of the secondaries of W UMa contact binaries deviate from those of ZAMS stars (Yakut & Eggleton 2005; Li et al. 2008). However, a W UMa system VW Cep has a radius smaller than that given by equation (10). VW Cep is one of triple systems (Pribulla & Rucinski 2006). So the smaller secondary of VW Cep might be attributed to an inaccurate spectroscopic solution due to the presence of the additional companion.

Yang & Liu (2001) argued that the over-luminosity of the secondary is related to its density. This is also due to the effect of the energy transfer from the primary to the secondary on the density of the secondary. The relation between the relative density change of the secondary ($d\rho_2/\rho_{20} = (\rho_{20} - \rho_2)/\rho_{20}$) and the relative energy transfer rate (U_2) is presented in Figure 8. As shown from Figure 8, the relative density change increases with increasing relative energy transfer rate. This suggests that the more the secondary gets energy from the primary, the lower the density of the secondary becomes. A secondary obtaining more energy from the primary would swell more greatly, and then its density would become smaller.

4 DISCUSSION AND CONCLUSIONS

In this paper, we investigate **the energy transfer** of W UMa contact binaries based on a sample of 133 W UMa

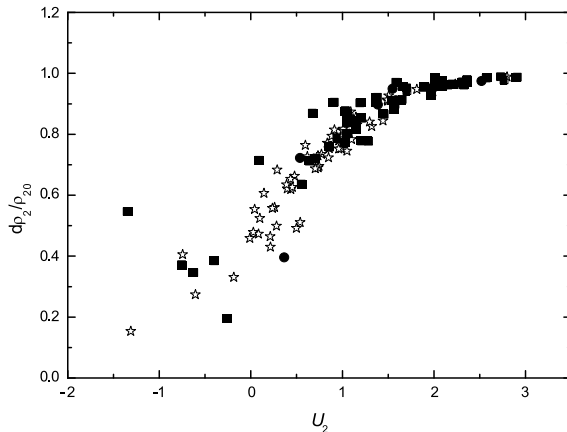


Figure 8. The relation between the relative density change of the secondary and the relative energy transfer rate U_2 for A- and W-type W UMa contact binaries. Symbols are the same as Fig. 1.

contact binaries, and then we study the effects of the energy transfer on the secondaries of W UMa systems.

Based on the assumptions (the components are contact configurations with nearly uniform effective temperature and the primaries are ZAMS), the relations are given between the relative energy transfer rates and the mass ratio of W UMa systems. The theoretical curves can reflect the distribution of U_1 vs q and U_2 vs q . But some observation systems are significantly deviated from these curves. By comparing the observational data and these resulting curves, it is found that the deviations are mainly resulted from the difference in the effective temperatures of the components in W UMa systems. This means that the assumption that the components are uniform in effective temperature should be restrainedly applied to investigate the energy transfer in W UMa systems.

The distribution of the temperature difference *vs* the mass of the primary suggests that the convection does not affect the efficient of energy transfer between two components in the common envelope of W UMa contact binaries. This suggests that the energy transfer in W UMa systems does not depend on the property of the common envelope of W UMa contact binaries and the convection is by no means essential to heat transport in the common envelope of W UMa systems. This also suggests that the energy transfer might occur in radiative region of common envelope of W UMa contact binaries (Li, Han & Zhang 2004) or the mechanism of energy transfer might be the differential rotation (Yakut & Eggleton 2005) or circulation currents (Webbink 1977; Robertson 1980, and references therein).

The energy transfer from the primary to the secondary would lead W UMa systems to be not in thermal equilibrium, then lead W UMa contact binaries to suffer thermal relaxation oscillations (TRO). However, the energy transfer is also related to the evolutionary degree of the primary, i.e. the higher is the evolutionary degree of the primary, the lower is the energy transfer rate (Liu & Yang 2000). This suggests that with the evolution of W UMa systems, the thermal relaxation oscillation might be disappeared if the

evolutionary degree of the primary is high enough. If the energy transfer rate decreases in the evolved W UMa systems, the rate of mass transferred from the secondary to the primary should become smaller and smaller with the evolution of W UMa systems, and the decrease in mass ratio of the systems would become slower and slower, so that the lifetime of W UMa systems might become longer than the prediction of the theory models (Li, Han & Zhang 2005).

Figure 7 shows that the relative radius change of the secondary increases with increasing relative energy transfer rate U_2 . Webbink (2003) and Li et al. (2008) suggested that the deviation of the radius of the secondary from that of ZAMS stars is probably the result of the energy transfer from the primary to the secondary in W UMa contact binaries. The energy transfer from the primary to the secondary is more than the energy generated in the core of the secondary, so the radius and density of the secondaries is significantly influenced by the energy transfer and their radius and density deviates from those of ZAMS stars. Hazlehurst et al. (1977) calculated the effects of energy transfer on the radius and temperature of stars and gave the response functions for the radius and temperature of the stars. In present paper, we have given a relation between the relative radius change of the secondary and the relative energy transfer rate U_2 . This relation probably provides a useful information in the structure of the secondaries in W UMa contact binaries, and can help us to understand the structure and evolution of W UMa systems.

ACKNOWLEDGEMENTS

The authors are grateful to an anonymous referee for his/her valuable suggestions and insightful remarks, which have improved this paper greatly. This work was partly supported by the Chinese Natural Science Foundation (10673029, 10773026, 10433030 and 10521001), and by the Yunnan Natural Science Foundation (2007A113M and 2005A0035Q).

REFERENCES

- Awadalla N.S., Hanna M.A., 2005, *J. Korean Astron. Soc.*, 38, 43
 Bilir S., Karataş Y., Demircan O., Eker Z., 2005, *MNRAS*, 357, 497
 Binnendijk L., 1970, *Vistas in Astronomy*, 12, 217
 Csizmadia Sz., Klagyivik P., 2004, *A&A*, 426, 1001
 Demircan O., Kahraman G., 1991, *Ap&SS*, 181, 313
 Eggleton P.P., 1971, *MNRAS*, 151, 351
 Eggleton P.P., 1972, *MNRAS*, 156, 361
 Eggleton P.P., 1973, *MNRAS*, 163, 279
 Gazeas K.D., Niarchos P.G., Zola S., Kreiner J.M., Rucinski S.M., 2006, *Acta Astron.*, 56, 127
 Hazlehurst J., Refsdal S., Stobbe C., 1977, *A&A*, 58, 47
 Hilditch R.W., King D.J., McFarlane T. M., 1988, *MNRAS* 231, 341
 Hurley J. R., Pols O. R., Tout C. A. 2000, *MNRAS*, 315, 543
 Kähler H. 2002a, *A&A*, 395, 899
 Kähler H. 2002b, *A&A*, 395, 907
 Kaluzny J., 1985, *Acta Astron.* 35, 313
 Lacy C.H., 1977, *ApJS* 34, 479
 Li L., Han Z., Zhang F., 2004, *MNRAS*, 351, 137
 Li L., Han Z., Zhang F., 2005, *MNRAS*, 360, 272
 Li L., Zhang F., Han Z., Jiang D., Jiang T., 2008, *MNRAS*, 387, 97
 Liu Q., Yang Y., 2000, *A&A*, 361, 226
 Lucy L.B., 1968, *ApJ*151, 1123
 Maceroni C., van't Veer F., 1996, *A&A*, 311, 523
 Mochnacki S.W., Whelan J.A.J., 1973, *A&A*, 25, 249
 Mochnacki S.W., 1981, *APJ*, 245, 650
 Özdemir S., Demircan O., Erdem A., Çiçek C., Bulut I., Soyduğan E., Soyduğan F., 2002, *A&A*, 387, 240
 Pribulla T., Rucinski S.M. 2006, *AJ*, 131, 2986
 Pribulla T., Rucinski S.M., DeBond H., de Ridder A., et al., 2008, preprint (arXiv:0810.1658)
 Robertson J.A., 1980, *MNRAS*, 192, 263
 Rucinski S.M. 1974, *Acta Astron.*, 24, 119
 Rucinski S.M. 1997, *AJ*, 113, 407
 Sánchez-Bajo F., García-Melendo E., Gómez-Forrellad J.M. 2007, *Ap&SS*, 312, 151
 Schou J., Antia H. M., Basu, S., Bogart R. S., Bush, R. I., et al., 1998, *ApJ*, 505, 390
 Şenavcı H.V., Nelson R.H., Özavcı İ., Selam S.O., Albayrak B., 2008, *NewA*, 13, 468
 Smith R.C., 1984, *QJRAS*, 25, 405
 Stępień K., 2006, *Acta Astron.*, 56, 199
 Struve O., 1948, *Ann. Astropys.*, 11, 117
 Szalai T., Kiss L.L., Mészáros Sz., Vinkó J., Csizmadia Sz., 2007, *A&A*, 465, 943
 Wang J.-M., 1994, *ApJ*, 434, 277
 Webbink R.F., 1977, *ApJ*, 215, 851
 Webbink R.F., 2003, *ASP Conf. Ser.*, 293, 76
 Yakut K., Eggleton P.P., 2005 *ApJ*, 629, 1055
 Yakut K., Ulaş B., Kalomeni B., Gülmen O., 2005, *MNRAS*, 363, 1272
 Yang Y., Liu Q., 2001, *AJ*, 122, 425
 Yang Y.G., Qian S.B., Zhu L.Y., 2005, *AJ*, 130, 2252
 Zola S., Niarchos P., and Dapergolas A., 2001, *A&A*, 374, 164

This paper has been typeset from a $\text{\TeX}/\text{\LaTeX}$ file prepared by the author.