

Anisotropic spin fluctuations and multiple superconducting gaps in hole-doped $\text{Ba}_{0.7}\text{K}_{0.3}\text{Fe}_2\text{As}_2$: NMR in a single crystal

K. Matano¹, G.L. Sun², D.L. Sun², C.T. Lin², and Guo-qing Zheng¹
¹*Department of Physics, Okayama University, Okayama 700-8530, Japan and*
²*Max Planck Institute, Heisenbergstrasse 1, D-70569 Stuttgart, Germany*
 (Dated: Feb. 10, 2008)

We report the first ^{75}As -NMR study on a single crystal of the hole-doped iron-pnictide superconductor $\text{Ba}_{0.7}\text{K}_{0.3}\text{Fe}_2\text{As}_2$ ($T_c = 31.5$ K). We find that the Fe antiferromagnetic spin fluctuations are anisotropic and are weaker compared to underdoped copper-oxides or cobalt-oxide superconductors. The spin lattice relaxation rate $1/T_1$ decreases below T_c with no coherence peak and shows a step-wise variation at low temperatures, which is indicative of multiple superconducting gaps. Although a structural phase transition was found to occur at $T_0 \sim 90$ K, no evidence was obtained for a long-range magnetic order below T_0 to coexist with superconductivity.

PACS numbers: 74.25.-q, 74.25.Nf, 74.70.Ad

The discovery of superconductivity in $\text{LaFeAsO}_{1-x}\text{F}_x$ at the transition temperature $T_c = 26$ K [1] has led to a great breakthrough in the research of high temperature superconductivity. Soon after the initial work, T_c was raised to 55 K in $\text{SmFeAsO}_{1-x}\text{F}_x$ [2], which is the highest among materials except copper-oxides. These compounds have a ZrCuSiAs type structure (P4/nmm) in which FeAs forms a two-dimensional network similar to the CuO_2 plane in the copper-oxides case. By replacing O with F, *electrons* are doped. The superconductivity is found to be in the spin-singlet state with multiple gaps [3], the later property is likely associated with the multiple electronic bands. The Fermi surface consists of two hole-pockets centered at the Γ point, and two electron-pockets around the M point [4].

After the discovery of ReFeAsO (Re: rare earth), several other Fe-pnictides have been found to superconduct. BaFe_2As_2 has a ThCr_2Si_2 -type structure, which is the very same structure for the heavy fermion superconductor CeCu_2Si_2 [5]. By replacing Ba with K, *holes* are doped and T_c can be as high as 38 K [6]. $\text{Ba}_{1-x}\text{K}_x\text{Fe}_2\text{As}_2$ has attracted particular attention for the following reasons. Firstly, it provides an opportunity to study possible difference between electron doping and hole doping, which have a different effect in the case of cuprates. For example, the electron correlations are usually quite strong in lightly and optimally hole-doped cuprates, while they are weak in electron-doped cuprates [7]. Secondly, it has two Fe layers in the unit cell instead of one in ReFeAsO , which offers an opportunity to study the relationship between structure and superconductivity. Thirdly, hole doping will lead to a different evolution of the Fermi surface, which can have great impact on the superconductivity. In addition, it has been reported that antiferromagnetic order may coexist with superconductivity for $x \leq 0.4$ [8].

In this Letter, we report the first ^{75}As -NMR (nuclear magnetic resonance) study on a single crystal of the hole-doped $\text{Ba}_{0.7}\text{K}_{0.3}\text{Fe}_2\text{As}_2$ ($T_c = 31.5$ K). The measure-

ments using single crystal allow us, for the first time, to address the anisotropy of electron correlations. We find that the Fe antiferromagnetic (AF) spin fluctuations are weaker compared to underdoped copper-oxides or cobalt-oxide superconductors, and are anisotropic in spin space. Namely, the susceptibility at the AF wave vector is larger in the a -axis direction than in the c -axis direction. This property resembles the case of the cobaltate superconductor $\text{Na}_x\text{CoO}_2 \cdot 1.3\text{H}_2\text{O}$ [9] but is different from the high- T_c cuprates. The spin lattice relaxation rate $1/T_1$ decreases below T_c with no coherence peak and shows a broad hump at $T \sim T_c/2$, which is an indication of multiple superconducting gaps. The multiple-gap feature appears to be common irrespective of the nature of doped carriers. NMR is the most direct probe to test if the coexistence of different states takes place in the microscopic scale or not. Although a structural phase transition was found to occur at $T_0 \sim 90$ K, no evidence was found for a concomitant set-in of a long-range magnetic order to coexist with superconductivity.

The single crystals of $\text{Ba}_{1-x}\text{K}_x\text{Fe}_2\text{As}_2$ were grown by using Sn-flux [10]. A plate-like crystal of $\text{Ba}_{0.7}\text{K}_{0.3}\text{Fe}_2\text{As}_2$ with a surface area of $8 \text{ mm} \times 6 \text{ mm}$ was used for NMR measurements. AC susceptibility measurement using the NMR coil indicates $T_c = 31.5$ K at zero magnetic field ($H=0$). The T_c is 31 K for $H(=7.5 \text{ T}) \parallel a$ -axis, and 29.5 K for $H(=7.5 \text{ T}) \parallel c$ -axis, respectively. NMR measurements were carried out by using a phase-coherent spectrometer. The spectrum was taken at a fixed frequency ($2\pi\omega$) by sweeping the magnetic field. The Knight shift (K) was determined with respect to ω/γ with $\gamma = 7.292 \text{ MHz/T}$. The $1/T_1$ was measured by using a single saturation pulse.

Figure 1 shows the ^{75}As -NMR spectrum with H applied parallel to a - and c -axis, respectively. From the spectrum, the nuclear quadrupole frequency ν_Q is found to be $\sim 5.9 \text{ MHz}$ at $T = 100 \text{ K}$, which is much smaller than $\nu_Q = 12.0 \text{ MHz}$ in the electron-doped $\text{PrFeAsO}_{0.89}\text{F}_{0.11}$ ($T_c = 45 \text{ K}$) [3]. Figure 2 shows the

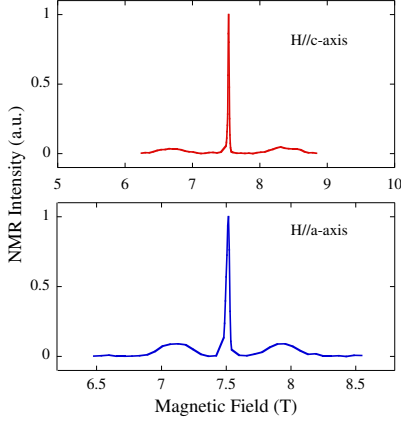


FIG. 1: (color online) ^{75}As -NMR spectrum at a frequency of 55.1 MHz and $T = 100$ K.

temperature dependence of the Knight shift obtained from the central transition peak. For $H\parallel a$ -axis, the effect of the nuclear quadrupole interaction was taken into account in extracting K^a . Both K^a and K^c slightly decrease with decreasing temperature, but becomes a constant below $T \sim 70$ K, which resembles closely the cuprate [7] or cobaltate cases [11]. Figure 3 shows the

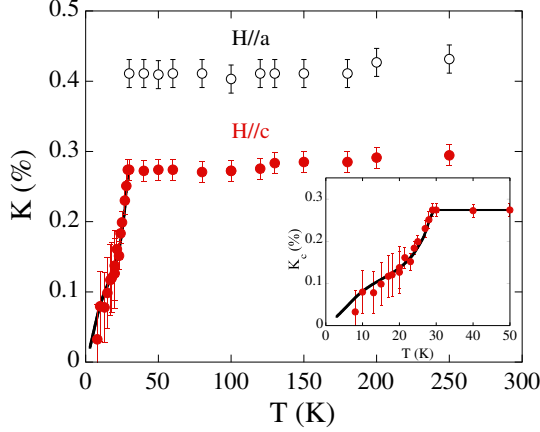


FIG. 2: (color online) The temperature dependence of the Knight shift. The inset shows a blow-up of the low- T data for $H\parallel c$ -axis. The curve below T_c is a fit to a two-gap model (see text).

temperature dependence of $^{75}(1/T_1T)$. The T_1 was measured at the central transition peak and determined from an excellent fit of the nuclear magnetization to the theoretical curve $M(t)/M_0 = 0.1 \exp(-t/T_1) + 0.9 \exp(-6t/T_1)$ (Ref.[13]), where M_0 and $M(t)$ are the nuclear magnetization in the thermal equilibrium and at a time t after saturating pulse, respectively.

We first discuss the electron correlations and their anisotropy in the normal state. The Knight shift is com-

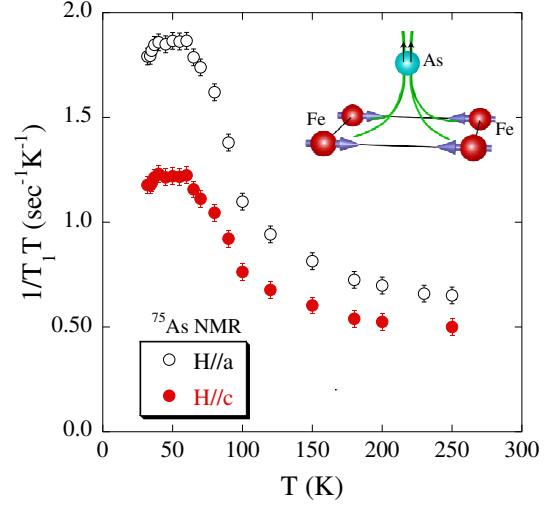


FIG. 3: (color online) The quantity $^{75}(1/T_1T)$ in the normal state. The arrows in the inset illustrate the larger component of the fluctuating field of Fe and that seen by the As site.

posed of two parts, the part K_s due to spin susceptibility χ_s and K_{orb} due to orbital susceptibility. Namely, $K = K_s + K_{orb}$, and $K_s = A_{hf}\chi_s$ where A_{hf} is hyperfine coupling constant. As can be seen in Fig. 2, at low temperature in the superconducting state, K^c decreases and approaches to zero, which is consistent with the spin-singlet pairing symmetry and suggests $K_{orb}^c \sim 0$. The spectrum for $H\parallel a$ -axis becomes much broader below T_c which makes the determination of K^a more difficult and will be discussed in a separated publication in the near future. Meanwhile, it is noted that K_{orb}^a is also negligible in the electron-doped counterpart [3, 12]. Thus the anisotropy in the Knight shift is likely due predominantly to the spin part K_s , and can be accounted for by the anisotropy of the hyperfine coupling constant, which was found to be $\frac{A_{hf}^a}{A_{hf}^c} = 1.4$ in non-doped BaFe_2As_2 [14].

From Fig. 3 one notices that, above $T_0 \sim 90$ K which is a characteristic temperature to be discussed later, $1/T_1T$ increases with decreasing T . This is an indication of antiferromagnetic electron correlation, since the spin susceptibility at zero wave vector ($q=0$) does not increase upon cooling. However, below $T \sim 70$ K, $1/T_1T$ becomes T -independent. This indicates that a modified Korringa relation is satisfied below this temperature and that the system is in a renormalized Fermi liquid state. This is quite different from a recent theoretical prediction [15] and also different from the cases of underdoped cuprates [16] or cobalt-oxide superconductor [17] where upon cooling antiferromagnetic correlations develop all the way down to T_c . In this context, the spin correlations are weaker in the present compound than the cuprates or cobaltates. This property seems to be common for Fe-pnictides irrespective of hole- or electron-doping [3].

In a general form, $1/T_1 T$ is written as

$$\frac{1}{T_1 T} = \frac{\pi k_B \gamma_n^2}{(\gamma_e \hbar)^2} \sum_q A_{hf}^2 \frac{\chi''_{\perp}(q, \omega)}{\omega}, \quad (1)$$

where $\chi''_{\perp}(q, \omega)$ is the imaginary part of the dynamical susceptibility perpendicular to the applied field. The larger magnitude of $1/T_1 T$ along the a -axis direction than that along the c -axis direction indicates that there are stronger fluctuations along the c -axis direction seen by the As-site. Neutron experiment found that, in the undoped BaFe_2As_2 compound, the ordered Fe magnetic moment is along the a -direction and forms a stripe [18]. Since the As atom sits in the position above (below) the middle of four Fe-atoms, our result implies that, in the Fe site, a stronger fluctuating fields exist along the a -axis direction, as illustrated in the inset of Fig. 3. It is remarkable that the antiferromagnetic fluctuations of Fe are anisotropic in spin space. Namely, $\chi''_{xy}(Q)$ is much larger than $\chi''_{zz}(Q)$, where z is along the c -axis direction and Q is the spin fluctuation wave vector. This is in contrast to the high- T_c cuprates where the spin fluctuations are believed to be isotropic, but similar situation was encountered in cobaltate superconductor [9]. To our knowledge, the relationship between the anisotropy of spin fluctuations and superconductivity in the case of magnetic fluctuations-mediated superconductivity has been little explored so far. We hope that our results will stimulate more theoretical work in this regard.

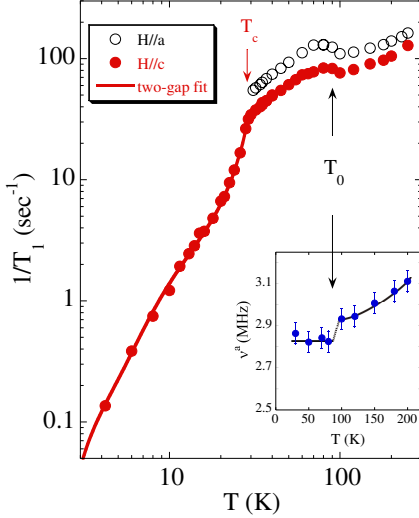


FIG. 4: (color online) T -dependence of $1/T_1$. The inset shows the T -dependence of the nuclear quadrupole frequency tensor ν^a . At $T_0 \sim 90$ K, there is a discontinuity in both $1/T_1$ and ν^a , which is attributed to a structural phase transition. The curve below T_c (indicated by the arrow) is a fit to a two-gap model (see text).

We next move on to discuss the superconducting state. As seen in Fig. 4, $1/T_1$ decreases with no coherence

(Hebel-Slichter) peak just below T_c , which is in contrast to conventional BCS superconductors with an isotropic gap. Obviously, a d -wave gap will suppress the coherence peak just below T_c . The s^{\pm} -symmetry with two s -wave gaps that change sign on different Fermi surfaces, which was recently proposed for the iron-pnictides [25, 26], may also reduce the coherence peak provided that the scattering between the hole- and electron-like bands is strong enough (see below for more discussion). Upon further cooling, however, the temperature dependence is not a simple power law, such as $1/T_1 \propto T^3$ (Ref.[19, 20]) or $1/T_1 \propto T^5$ (Ref.[21]) as seen in heavy fermion compounds or high- T_c cuprates, nor exponential as seen in conventional BCS superconductors.

The most striking feature is that $1/T_1$ shows a "knee"-shape around $T \sim 0.5 T_c$. Namely, the sharp drop of $1/T_1$ just below T_c is gradually replaced by a slower change below $T \sim 15$ K, then followed by another steeper drop below. This "convex" shape is clearly different from the case of superconductors with a single gap which show a "concave" shape of T -variation. It should be emphasized that this unusual T -variation is not due to sample inhomogeneity, which would result in a two-component T_1 . We find that T_1 is of single component throughout the whole T range. Such peculiar feature was first found in the electron-doped $\text{PrFeAsO}_{0.89}\text{F}_{0.11}$ [3] and confirmed in $\text{LaFeAsO}_{0.92}\text{F}_{0.08}$ [22], and was interpreted as due to multiple gaps. This finding was subsequently echoed by many other experiments [23, 24].

In the present case, a two-gap model can reproduce the step-wise temperature variation of $1/T_1$. The underlying physics is that the system is dominantly governed by a larger gap for T near T_c while at sufficiently low T it starts to "notice" the existence of a smaller gap, resulting in another drop $1/T_1$ below 10 K. In the d -wave case with two gaps, where the density of states (DOS) is $N_{s,i}(E) = N_{0,i} \frac{E}{\sqrt{E^2 - \Delta_i^2}}$, $1/T_{1s}$ in the superconducting state is written as $\frac{T_{1N}}{T_{1s}} = \sum_{i=1,2} \frac{2}{k_B T} \int \int N_{s,i}(E) N_{s,i}(E') [1 - f(E')] \delta(E - E') dE dE'$, where $f(E)$ is the Fermi distribution function. We find that the parameters $2\Delta_1(0) = 9.0 k_B T_c$, $2\Delta_2(0) = 1.62 k_B T_c$ and $\kappa = 0.69$ can fit the data very well as shown by the solid curve in Fig. 4, where

$$\kappa = \frac{N_{0,1}}{N_{0,1} + N_{0,2}} \quad (2)$$

is the relative DOS of the band(s) with larger gap to the total DOS. Comparison with electron-doped $\text{PrFeAsO}_{0.89}\text{F}_{0.11}$, where $2\Delta_1(0) = 7.0 k_B T_c$, $2\Delta_2(0) = 2.2 k_B T_c$, and $\kappa = 0.4$ within the same model [3], shows that the Δ_1 is substantially larger in the hole-doped case. The same parameters can also fit the Knight shift data as shown in the inset of Fig. 2.

For the case of s^{\pm} -gap, recent calculations have shown that scattering between the two different bands may re-

duce the coherence peak just below T_c [27, 28], but have not been able to reproduce the step-like $1/T_1$ at $T \sim T_c/2$. For example, in the calculation by Bang and Choi [28] assuming two gaps with different size on the electron-like and hole-like bands results in a T^3 -like variation of $1/T_1$. Applying this model to the present case with similar parameters used above shows that the overall trend of the T -dependence can be reproduced, but it is unable to fit the bending feature below $T \sim 15$ K. Clearly, more theoretical work in the framework of the s^\pm -symmetry is needed.

It is worthwhile pointing out that Δ_1 is in the strong coupling regime, while the Δ_2 is much smaller than the BCS value. Angle resolved photoemission spectroscopy found that the gap on the inner hole-pocket (α -band) and the electron-pockets (γ , δ -bands) has a larger value of $2\Delta = 7.2 \sim 7.7k_B T_c$, while the gap on the outer hole-pocket (β -band) is smaller [24]. It is tempted to assign the larger gap Δ_1 found in the present work to the gap on α -band and the electron pockets, while the smaller gap Δ_2 to the β -band. In such case, the scattering between the α -band and the γ -(δ)-band would be capable to suppress the coherence peak, since the nesting condition between them is excellent. Also, the large value of Δ_1 could be attributable to the excellent Fermi-surface nesting which can enhance pairing in the s^\pm -wave scenario, while the small value of Δ_2 would be owing to the lack of nesting counterpart of the β -band. In the electron-doping case, on the other hand, the β -pocket shrinks so that it becomes to nest with the electron pockets but the nesting is not as good as the hole-doped case [29]. This may explain the smaller Δ_1 in the electron-doped $\text{PrFeAsO}_{0.89}\text{F}_{0.11}$.

Finally we address the issue of possible coexistence of antiferromagnetic order with superconductivity. The $1/T_1$ in the normal state can be divided into two T regimes above or below $T_0 \sim 90$ K. The jump at $T_0 \sim 90$ K is due to the structural phase transition from a tetragonal crystal structure to a orthorhombic structure as suggested by neutron scattering experiment [8]. A similar feature was also seen at such transition in non-doped BaFe_2As_2 [30]. Another evidence for the structural phase transition is the anomaly seen in the ν_Q tensor along the a -axis direction as shown in the inset of Fig. 4, which is very similar to that found in non-doped BaFe_2As_2 where a structural phase transition takes place at 140 K [14].

Neutron scattering experiment suggested that a long-range, antiferromagnetic order concomitantly sets in below T_0 , which coexists with superconductivity [8]. However, our result shows that such AF order, if exists, is macroscopically phase-separated from the main phase that undergoes the superconducting transition. This is because no internal magnetic field arising from the AF order is detected in the NMR spectrum of the superconducting phase, nor shows any anomaly attributable to an AF order in the T dependence of $1/T_1$. In fact, be-

low $T=70$ K, $1/T_1$ is proportional to T . As mentioned already, this result together with the T -independent K_s indicate that the system satisfies the Korringa relation expected for a weakly correlated electron system. Therefore, the structural phase transition does not necessarily accompany concomitantly a magnetic transition in $\text{Ba}_{1-x}\text{K}_x\text{Fe}_2\text{As}_2$, which is also true in electron-doped $\text{LaFeAsO}_{1-x}\text{F}_x$, as pointed out by de la Cruz *et al* [31].

In summary, we have presented the first NMR measurements on a single crystal of the hole-doped iron-pnictide superconductor $\text{Ba}_{0.7}\text{K}_{0.3}\text{Fe}_2\text{As}_2$ ($T_c = 31.5$ K). We find a weak antiferromagnetic spin fluctuation that is anisotropic in spin space. The $1/T_1$ decreases below T_c with no coherence peak and does not follow a simple power-law nor exponential function. As in the electron-doped $(\text{Pr},\text{La})\text{FeAsO}_{1-x}\text{F}_x$, the result indicates multiple superconducting gaps. However, the larger gap $\Delta_1=5.0k_B T_c$ is substantially greater than the corresponding value in the electron-doped counterparts. Although a structural phase transition was found to occur at $T_0 \sim 90$ K, no evidence was found for a concomitant AF order setting in at T_0 to coexist with superconductivity.

We thank I. Harada and Kazuo Ueda for useful discussion, and S. Kawasaki for help in some of the measurements. This work was supported in part by research grants KAKENHI.

Note added: during the preparation of this manuscript, we became aware of a T_1 measurement on a powder sample of $\text{Ba}_{1-x}\text{K}_x\text{Fe}_2\text{As}_2$ [32].

-
- [1] Y. Kamihara, T. Watanabe, M. Hirano, and H. Hosono, *J. Am. Chem. Soc.* **130**, 3296 (2008).
 - [2] Z. -A. Ren *et al*, *Chin. Phys. Lett.* **25**, 2215 (2008).
 - [3] K. Matano *et al*, *Europhys. Lett.* **83**, 57001 (2008).
 - [4] D.J. Singh and M. H. Du, *Phys. Rev. Lett.* **100**, 237003 (2008).
 - [5] F. Steglich *et al*, *Phys. Rev. Lett.* **43**, 1892 (1979).
 - [6] M. Rotter *et al*, *Phys. Rev. Lett.* **101**, 107006 (2008).
 - [7] G.-q. Zheng *et al*, *Phys. Rev. Lett.* **90**, 197005 (2003).
 - [8] H. Chen *et al*, *Europhys. Lett.* **85**, 17006 (2009).
 - [9] K. Matano, C.T. Lin and G.-q. Zheng, *Europhys. Lett.* **84**, 57010 (2008).
 - [10] G.L. Sun *et al*, arXiv:0901.2728 (2009).
 - [11] G. - q. Zheng *et al*, *Phys. Rev. B* **73**, 180503 (R) (2006).
 - [12] H.-J. Grafe *et al*, *Phys. Rev. Lett.* **101**, 047003 (2008).
 - [13] A. Narath, *Phys. Rev.* **162**, 320 (1967).
 - [14] K. Kitagawa *et al*, *J. Phys. Soc. Jpn.* **77**, 114709 (2008).
 - [15] T. Kariyado and M. Ogata, arXiv:0812.4664 (2008).
 - [16] S. Ohsugi *et al*, *J. Phys. Soc. Jpn.* **63**, 700 (1994).
 - [17] T. Fujimoto *et al*, *Phys. Rev. Lett.* **92**, 047004 (2004); G. -q. Zheng *et al*, *J. Phys.:Condens. Matter* **18**, L63 (2006).
 - [18] Q. Huang *et al*, *Phys. Rev. Lett.* **101**, 257003 (2008).
 - [19] For example, see, G.-q. Zheng *et al*, *Phys. Rev. Lett.* **86**, 4664 (2001).
 - [20] K. Asayama *et al*, *Physica C* **178**, 281 (1991).

- [21] K. Katayama *et al*, J. Phys. Soc. Jpn. **76**, 023701 (2007); S. Kawasaki *et al*, Phys. Rev. B **78**, 064510 (2008).
- [22] S. Kawasaki *et al*, Phys. Rev. B **78**, 220506 (R) (2008).
- [23] S. Weyeneth *et al*, arXiv:0806.1024. P. Szabo *et al*, Supercond. Sci. Technology **22**, 014003 (2009). C. Ren *et al*, Phys. Rev. Lett. **101**, 257006 (2008).
- [24] H. Ding *et al*, Europhys. Lett. **83**, 47001 (2008).
- [25] I. I. Mazin, D.J. Singh, M.D. Johannes, and M.H. Du, Phys. Rev. Lett. **101**, 057003 (2008).
- [26] K. Kuroki *et al*, Phys. Rev. Lett. **101**, 087004 (2008).
- [27] A.V. Chubukov *et al*, Phys. Rev. B **78**, 134512 (2008). D. Parker *et al*, *ibid*, 134524 (2008). M. M. Parish *et al*, *ibid*, 144514 (2008). Y. Nagai *et al*, New J. Phys. **10**, 103026 (2008).
- [28] Yunkyu Bang and H. -Y. Choi, Phys. Rev. B **78**, 134523 (2008).
- [29] K. Terashima *et al*, arXiv:0812.3704 (2008).
- [30] S.-H. Baek *et al*, Phys. Rev. B **78**, 212509 (2008)
- [31] C. de la Cruz *et al*, Nature **453**, 899 (2008).
- [32] H. Fukazawa *et al*, arXiv:0901.0177 (2009).