

On the Achievable Diversity-Multiplexing Tradeoff in MIMO Fading Channels With Imperfect CSIT

Xiao Juan Zhang and Yi Gong

Abstract

In this paper, we analyze the fundamental tradeoff of diversity and multiplexing in multi-input multi-output (MIMO) channels with imperfect channel state information at the transmitter (CSIT). We show that with imperfect CSIT, a higher diversity gain as well as a more efficient diversity-multiplexing tradeoff (DMT) can be achieved. In the case of multi-input single-output (MISO)/single-input multi-output (SIMO) channels with K transmit/receive antennas, one can achieve a diversity gain of $d(r) = K(1 - r + K\alpha)$ at spatial multiplexing gain r , where α is the *CSIT quality* defined in this paper. For general MIMO channels with M ($M > 1$) transmit and N ($N > 1$) receive antennas, we show that depending on the value of α , different DMT can be derived and the value of α has a great impact on the achievable diversity, especially at high multiplexing gains. Specifically, when α is above a certain threshold, one can achieve a diversity gain of $d(r) = MN(1 + MN\alpha) - (M + N - 1)r$; otherwise, the achievable DMT is much lower and can be described as a collection of discontinuous line segments depending on M , N , r and α . Our analysis reveals that imperfect CSIT significantly improves the achievable diversity gain while enjoying high spatial multiplexing gains.

Index Terms

Diversity-multiplexing tradeoff, MIMO, channel state information, channel estimation.

I. INTRODUCTION

The performance of wireless communications is severely degraded by channel fading caused by multipath propagation and interference from other users. Fortunately, multiple antennas can be used to increase diversity to combat channel fading. Antenna diversity where sufficiently separated or different polarized multiple antennas are put at either the receiver, the transmitter, or both, has been widely considered [1], [2]. On the other hand, multi-antenna channel fading can be beneficial since it can increase the degrees of freedom of the channel and thus can provide spatial multiplexing gain. It is shown in [3] that the spatial multiplexing gain in a multi-input and multi-output (MIMO) Rayleigh fading channel with M transmit and N receive antennas increases linearly with $\min(M, N)$ if the channel knowledge is known at the receiver. As MIMO channels are able to provide much higher spectral efficiency and diversity gain than conventional single-antenna channels, many MIMO schemes have been proposed, which can be classified into two major categories: spatial multiplexing oriented (e.g., Layered space-time architecture [4]), and diversity oriented (e.g., space-time trellis coding [5], [6], and space-time block coding [7], [8]).

For a MIMO scheme realized by a family of codes $\{C(\rho)\}$ with signal-to-noise ratio (SNR) ρ , rate $R(\rho)$ (bits per channel use), and maximum-likelihood (ML) error probability $\mathcal{P}_e(\rho)$, Zheng and Tse defined in [9] the spatial multiplexing gain r as $r \triangleq \lim_{\rho \rightarrow \infty} \frac{R(\rho)}{\log \rho}$ and the diversity gain d as $d \triangleq -\lim_{\rho \rightarrow \infty} \frac{\mathcal{P}_e(\rho)}{\log \rho}$. Under the assumption of independent and identically distributed (i.i.d.) quasi-static flat Rayleigh fading channels where the channel state information (CSI) is known at the receiver but not at the transmitter, for any integer $r \leq \min(M, N)$, the optimal diversity gain $d^*(r)$ (the supremum of the diversity gain over all coding schemes) is given by [9]

$$d^*(r) = (M - r)(N - r) \quad (1)$$

provided that the code length $L \geq M + N - 1$. The diversity-multiplexing tradeoff (DMT) in (1) provides a theoretical framework to analyze many existing diversity-oriented and multiplexing-oriented MIMO schemes. It indicates that the diversity gain cannot be increased without penalizing the spatial multiplexing gain and vice versa. This pioneering work has generated a lot of research activities in finding DMT for other important channel models [10]-[13] and designing space-time codes that achieve the desired tradeoff of diversity and multiplexing gain [14]-[16]. The DMT analysis was extended to multiple-access channels in [10]. The automatic retransmission request (ARQ) scheme is shown to be able to significantly increase the diversity

gain by allowing retransmissions with the aid of decision feedback and power control in block-fading channels [11]. The work in [12] investigated the diversity performance of rate-adaptive MIMO channels at finite SNRs and showed that the achievable diversity gains at realistic SNRs are significantly lower than those at asymptotic SNRs. The impact of spatial correlation on the DMT at finite SNRs was further studied in [13].

It is natural to expect that the DMT can be further enhanced through power and/or rate adaptation if the transmitter has channel knowledge. If the CSI at the transmitter (CSIT) is perfectly known, there will be no outage even in slow fading channels since it is always able to adjust its power or rate adaptively according to the instantaneous channel conditions. For example, it can transmit with a higher power or lower rate when the channel is poor and a lower power or higher rate when the channel is good. However, in practice the CSIT is almost always imperfect due to imperfect CSI feedback from the receiver or imperfect channel estimation at the transmitter through pilots. The work in [17] showed that the transmitter training through pilots significantly increases the achievable diversity gain in a single-input multi-output (SIMO) link. In [18], the authors quantified the CSIT quality as $\alpha = -\log \sigma_e^2 / \log \rho$, where σ_e^2 is the variance of the CSIT error, and showed that using rate adaptation, one can achieve an average diversity gain of $\bar{d}(\alpha, \bar{r}) = (1 + \alpha - \bar{r})K$ in SIMO/MISO links, where $K = \max(M, N)$ and \bar{r} is the average multiplexing gain. Note that setting $\alpha = 1$ and ignoring the multiplexing gain loss due to training symbols directly yields the result in [17]. For general MIMO channels, the achievable DMT with partial CSIT is characterized in [19], where the partial CSIT is obtained using quantized channel feedback.

In this paper, we analyze the fundamental DMT in MIMO channels and show that with power adaptation, imperfect CSIT provides significant additional diversity gain over (1). The imperfect CSIT considered in this paper is due to channel estimation error at the transmitter side. In the case of MISO/SIMO channels, we show that with power adaptation (under an average sum power constraint), one can achieve a higher diversity gain than that with rate adaptation in [18], where the authors assumed peak power transmission and thus no temporal power adaptation is considered therein. Specifically, we prove that with a CSIT quality α , the achievable diversity gain is $d(r) = K(1 - r + K\alpha)$. It has been shown in our earlier work [20] that this is actually the *optimal* DMT in SIMO/MISO channels with CSIT quality α . For general MIMO channels ($M > 1, N > 1$), we show in this paper that depending on the value of α , different DMT

can be derived and the value of α has a great impact on the achievable diversity, especially at high multiplexing gains. Specifically, when α is above a certain threshold, one can achieve a diversity gain of $d(r) = MN(1 + MN\alpha) - (M + N - 1)r$; otherwise, the achievable DMT is much lower and can be described as a collection of discontinuous line segments depending on M , N , r and α . It is noted that an independent and concurrent work recently reported in [21] shares some similar results. However, we wish to emphasize that our CSIT model and the involved analysis towards the achievable DMT are different from those in [21]. The noisy CSIT therein is based on the *channel mean feedback* model in [22] and an example of obtaining CSIT through delayed feedback is provided, whereas the CSIT in our work is estimated from reverse channel pilots using ML estimation at the transmitter. As the variance of the channel estimation error is inversely proportional to the pilots' SNR [23], the CSIT quality α is naturally connected to the reverse channel power consumption and any value of α can be achieved by scaling the reverse channel transmit power. In addition, our paper provides detailed closed-form solutions to the achievable DMT, which offers great insight and depicts directly what the DMT curve with imperfect CSIT looks like.

Notations: \mathcal{R}^N denotes the set of real N -tuples, and \mathcal{R}^{N+} denotes the set of non-negative N -tuples. Likewise, $\mathcal{C}^{N \times M}$ denotes the set of complex $N \times M$ matrices. For a real number x , $(x)^+$ denotes $\max(x, 0)$, while for a set $\mathcal{O} \subseteq \mathcal{R}^N$, \mathcal{O}^+ denotes $\mathcal{O} \cap \mathcal{R}^{N+}$. \mathcal{O}^c denotes the complementary set of \mathcal{O} and \emptyset denotes the empty set. $|\mathcal{O}|$ denotes the cardinality of set \mathcal{O} . $x \in (a, b]$ denotes that the scalar x belongs to the interval $a < x \leq b$. Likewise, $x \in [a, b]$ is similarly defined. $\mathcal{CN}(0, \sigma^2)$ denotes the complex Gaussian distribution with mean 0 and variance σ^2 . The superscripts $*$ and \dagger denote the complex conjugate and conjugate transpose, respectively. $\|\cdot\|_F^2$ denotes the matrix Frobenius norm and \mathbf{I}_N denotes the $N \times N$ identity matrix. $E\{\cdot\}$ denotes the expectation operator and $\log(\cdot)$ denotes the base-2 logarithm. $f(\rho) \doteq \rho^b$ denotes that b is the exponential order of $f(\rho)$, i.e., $\lim_{\rho \rightarrow \infty} \log(f(\rho))/\log(\rho) = b$. Likewise, $\dot{\leq}$ is similarly defined. Finally, for matrix \mathbf{A} , $\mathbf{A} \succeq 0$ denotes that \mathbf{A} is positive semidefinite; if \succeq is used with a vector, it denotes the componentwise inequality.

The rest of this paper is organized as follows. In section II, we describe the channel model. In section III, we propose a power adaptation scheme based on imperfect CSIT and present the main result on the achievable DMT. The achievability proof of the presented DMT is given in Section IV. Section V provides some discussions. Finally, Section VI concludes this paper.

II. CHANNEL MODEL

We consider a point-to-point TDD wireless link with M transmit and N receive antennas, where the downlink and uplink channels are reciprocal. Without loss of generality, we assume $M \geq N$ in this paper. As shown in [9], this assumption does not affect the DMT result. We also consider quasi-static Rayleigh fading channels, where the channel gains are constant within one transmission block of L symbols, but change independently from one block to another. We assume that the channel gains are independently complex circular symmetric Gaussian with zero mean and unit variance. The channel model, within one block, can be written as

$$\mathbf{Y} = \sqrt{P/M} \mathbf{H} \mathbf{X} + \mathbf{W} \quad (2)$$

where $\mathbf{H} = \{h_{n,m}\} \in \mathcal{C}^{N \times M}$ with $h_{n,m}$, $m = 1, 2, \dots, M$, $n = 1, 2, \dots, N$, being the channel gain from the m -th transmit antenna to the n -th receive antenna; $\mathbf{X} = \{X_{m,l}\} \in \mathcal{C}^{M \times L}$ with $X_{m,l}$, $m = 1, 2, \dots, M$, $l = 1, 2, \dots, L$, being the symbol transmitted from antenna m at time l ; $\mathbf{Y} = \{Y_{n,l}\} \in \mathcal{C}^{N \times L}$ with $Y_{n,l}$, $n = 1, 2, \dots, N$, $l = 1, 2, \dots, L$, being the received signal at antenna n and time l ; the additive noise $\mathbf{W} \in \mathcal{C}^{N \times L}$ has i.i.d. entries $W_{n,l} \sim \mathcal{CN}(0, \sigma^2)$; P is the instantaneous transmit power while the average energy of $X_{m,l}$ is normalized to be 1. Letting \bar{P} denote the average sum power constraint, we have $E\{P\} = \bar{P}$. So, the average SNR at the receive antenna is given by $\rho = \bar{P}/\sigma^2$.

We assume that the receiver has perfect CSI $\mathbf{H} \in \mathcal{C}^{N \times M}$, but the transmitter has imperfect CSIT $\hat{\mathbf{H}} \in \mathcal{C}^{N \times M}$, which is estimated from reverse channel pilots using ML estimation. Thus, $\hat{\mathbf{H}}$ can be modeled as [23]-[25]

$$\hat{\mathbf{H}} = \mathbf{H} + \mathbf{E} \quad (3)$$

where the channel estimation error $\mathbf{E} \in \mathcal{C}^{N \times M}$ has i.i.d. entries $E_{n,m} \sim \mathcal{CN}(0, \sigma_e^2)$, $n = 1, 2, \dots, N$, $m = 1, 2, \dots, M$, and is independent of \mathbf{H} . The quality of $\hat{\mathbf{H}}$ is thus characterized by σ_e^2 . If $\sigma_e^2 = 0$, the transmitter has perfect channel knowledge; if σ_e^2 increases, the transmitter has less reliable channel knowledge. We follow [18] to quantify the channel quality at the transmitter. The transmitter is said to have a *CSIT quality* α , if $\sigma_e^2 \doteq \rho^{-\alpha}$. The definition of α builds up a connection between the imperfect channel knowledge at transmitters and the forward channel SNR, ρ . Since the variance of the channel estimation error is inversely proportional to the pilots' SNR, i.e., $\sigma_e^2 \propto (SNR_{pilot})^{-1}$ [23], any value of α can be achieved by scaling the reverse channel

power such that $SNR_{pilot} \doteq \rho^\alpha$. One can see that the selection of α value actually determines the cost of obtaining CSIT in terms of the reverse channel power consumption. When $\alpha = 0$, the reverse channel SNR does not scale with ρ , which means that the pilot power is fixed or limited; when $0 < \alpha < 1$, the reverse channel SNR relative to ρ is asymptotically zero; when $\alpha = 1$, the reverse channel SNR scales with ρ at the same rate; when $\alpha > 1$, the reverse channel SNR as compared to the forward channel SNR, ρ , is asymptotically unbounded [18]. In the sequel, we will study how the pilot power, or equivalently the CSIT quality α , affects the fundamental tradeoff of diversity and multiplexing in the considered channel. Before presenting our main results, we give the following probability density function (pdf) expressions and some preliminary results that will be used later.

For an $N \times M$ ($N \leq M$) random matrix \mathbf{A} with i.i.d. entries $\sim \mathcal{CN}(0, 1)$, let $0 < \lambda_1 \leq \lambda_2 \leq \dots \leq \lambda_N$ denote the ordered nonzero eigenvalues of $\mathbf{A}\mathbf{A}^\dagger$. Letting v_n denote the exponential order of $1/\lambda_n$ for all n , the pdf of the random vector $\mathbf{v} = [v_1, \dots, v_N]$ is given by [26]

$$p(\mathbf{v}) = \lim_{\rho \rightarrow \infty} \xi^{-1} (\log \rho)^N \prod_{n=1}^N \rho^{-(M-N+1)v_n} \prod_{j>n}^N (\rho^{-v_n} - \rho^{-v_j})^2 \exp \left(- \sum_{n=1}^N \rho^{-v_n} \right) \quad (4)$$

$$\doteq \begin{cases} 0, & \text{for any } v_n < 0 \\ \prod_{n=1}^N \rho^{-(2n-1+M-N)v_n}, & \text{for all } v_n \geq 0 \end{cases}$$

where ξ is a normalizing constant. Hence, the probability $\mathcal{P}_{\mathcal{O}}$ that (v_1, \dots, v_N) belongs to set \mathcal{O} can be characterized by

$$\mathcal{P}_{\mathcal{O}} \doteq \rho^{-d_{\mathcal{O}}}, \text{ for } d_{\mathcal{O}} = \inf_{(v_1, \dots, v_N) \in \mathcal{O}^+} \sum_{n=1}^N (2n-1+M-N)v_n \quad (5)$$

provided that \mathcal{O}^+ is not empty.

Letting $\mathbf{a} = [a_1, a_2, \dots, a_N]$, $0 < a_1 \leq a_2 \leq \dots \leq a_N$, $\mathbf{b} = [b_1, b_2, \dots, b_N]$, $0 < b_1 \leq b_2 \leq \dots \leq b_N$, and $\mathbf{c} = [c_1, c_2, \dots, c_N]$, $0 < c_1 \leq c_2 \leq \dots \leq c_N$, denote the eigenvalue vectors of $\mathbf{H}\mathbf{H}^\dagger$, $\hat{\mathbf{H}}\hat{\mathbf{H}}^\dagger$ and $\mathbf{E}\mathbf{E}^\dagger$, respectively, the pdfs of \mathbf{a} , \mathbf{b} , and \mathbf{c} can be shown to be

$$p(\mathbf{a}) = \xi^{-1} \prod_{n=1}^N a_n^{M-N} \prod_{n<j}^N (a_n - a_j)^2 \exp \left(- \sum_{n=1}^N a_n \right) \quad (6)$$

$$p(\mathbf{b}) = \hat{\xi}^{-1} \prod_{n=1}^N b_n^{M-N} \prod_{n<j}^N (b_n - b_j)^2 \exp \left(- \frac{1}{1 + \sigma_e^2} \sum_{n=1}^N b_n \right) \quad (7)$$

$$p(\mathbf{c}) = \tilde{\xi}^{-1} \prod_{n=1}^N c_n^{M-N} \prod_{n<j}^N (c_n - c_j)^2 \exp \left(- \frac{1}{\sigma_e^2} \sum_{n=1}^N c_n \right) \quad (8)$$

where $\hat{\xi}^{-1} = \xi^{-1}(1 + \sigma_e^2)^{-MN}$ and $\tilde{\xi}^{-1} = \xi^{-1}(\sigma_e^2)^{-MN}$.

III. MAIN RESULT ON DMT

The ML error probability $\mathcal{P}_e(\rho)$ of the channel described in (2) is closely related to the associated packet outage probability \mathcal{P}_{out} , which is defined as the probability that the instantaneous channel capacity falls below the target data rate $R(\rho)$. In fact, the error probability of an ML decoder which utilizes a fraction of the codeword such that the mutual information between the received and transmitted signals exceeds $LR(\rho)$ (no outage), averaged over the ensemble of random Gaussian codes, can be made arbitrarily small provided that the codeword length L is sufficiently large [27]. We will thus leverage on the outage probability to examine the achievable diversity gain. If the transmitter has perfect CSIT, it may adopt the optimal power adaptation according to the actual instantaneous channel gain such that no outage will occur. With only the imperfect CSIT, in order to mitigate the channel uncertainty, we propose the following power adaptation scheme.

Proposition 1: Given $\hat{\mathbf{H}}$, the transmitter transmits with power

$$P(\hat{\mathbf{H}}) = \frac{\kappa \bar{P}}{\left(\prod_{n=1}^N b_n^{2n-1+M-N}\right)^t} \quad (9)$$

where $\kappa = \hat{\xi} \prod_{n=1}^N [(2n-1+M-N)(1-t)]$ and t ($0 \leq t < 1$) can be chosen arbitrarily close to 1.

It is shown in Appendix A that the above power adaptation scheme satisfies the sum power constraint $E\{P(\hat{\mathbf{H}})\} = \bar{P}$. We believe that given the CSIT quality of α , this power adaptation scheme is the optimal power adaptation scheme that maximizes the achievable diversity gain of a MIMO fading channel.

Theorem 1: Consider a MIMO channel with M transmit and N receive antennas ($M \geq N$) and CSIT quality of α . If the block length $L \geq M + N - 1$, the achievable DMT using the power adaptation scheme in Proposition 1 is characterized by

Case 1: If $N = 1$ or $\alpha \geq \frac{1}{M-1}$, then

$$d(r) = MN(1 + MN\alpha) - (M + N - 1)r. \quad (10)$$

Case 2: Otherwise, the achievable DMT is a collection of discontinuous line segments, with the two end points of line segment $d_k(r)$ ($k \in \mathcal{B}$) given by

Left end: $d_k(r) = k(M - N + k)\tau(k)$, for $r = (N - k)\tau(k)$

Right end: $d_k(r) = ((N - k)(k - N - 1) + MN)\tau(k) - (2k - 1 + M - N)(N - \mathcal{I}(k))\tau(\mathcal{I}(k))$,
for $r = (N - \mathcal{I}(k))\tau(\mathcal{I}(k))$

(11)

where

$$\mathcal{B} = \left\{ k \mid (M - N + k)(N - k) < 1/\alpha, (N - k)\tau(k) < (N - \bar{k})\tau(\bar{k}), \forall \bar{k} < k, k = 1, \dots, N \right\},$$

$$\tau(k) = 1 + k\alpha(M - N + k) \text{ and } \mathcal{I}(k) = \max_{\bar{k} \in \mathcal{B}, \bar{k} < k} \bar{k}.$$

For example, when $M = N = 2$ and $\alpha < 1$, the DMT curve consists of two discontinuous line segments which are $(0, 16\alpha + 4) \text{---} (1 + \alpha, 13\alpha + 1)$ and $(1 + \alpha, 1 + \alpha) \text{---} (2, 2\alpha)$. When $r = 1 + \alpha$, the achievable diversity gain is $d(r) = 1 + \alpha$ instead of $13\alpha + 1$. From Theorem 1, we can get $d(0) = MN(1 + MN\alpha)$ and $d(N) = p\alpha(M - N + p)(MN + (p - N)(N - p + 1)) - p^2 + p$ where $p = \min_{k \in \mathcal{B}} k$. If $\alpha < \frac{1}{(N-1)(M-N+1)}$, which indicates $1 \in \mathcal{B}$, we will have $d(N) = \alpha N(M - N + 1)^2$.

IV. PROOF OF THEOREM 1

The proof involves the computation of the asymptotic ML error probability at high SNRs. We will first derive a lower bound of the SNR exponent of the outage probability, denoted as $d_{\mathcal{O}}(r)$, and then show that using a random coding argument the SNR exponent of the error probability is no less than $d_{\mathcal{O}}(r)$ if $L \geq M + N - 1$.

A. Derivation of $d_{\mathcal{O}}(r)$

Optimizing over all input distributions, which can be assumed to be Gaussian with a covariance matrix \mathbf{Q} without loss of optimality, the outage probability of a MIMO channel with transmit power $P(\hat{\mathbf{H}})$ is given by

$$\mathcal{P}_{out} = \inf_{\mathbf{Q} \succeq 0, \text{tr}(\mathbf{Q}) \leq M} \mathcal{P} \left(\log \det \left(\mathbf{I}_N + \frac{P(\hat{\mathbf{H}})}{M\sigma^2} \mathbf{H}\mathbf{Q}\mathbf{H}^\dagger \right) < R(\rho) \right) \quad (12)$$

where $\mathcal{P}(\cdot)$ denotes the probability of an event. It is shown in [9] that one can get an upper bound and a lower bound on the outage probability by picking $\mathbf{Q} = \mathbf{I}_M$ and $\mathbf{Q} = M\mathbf{I}_M$, respectively,

and the two bounds converge in the high SNR regime. Therefore, without loss of generality, we consider $\mathbf{Q} = \mathbf{I}_M$. Substituting (9) in (12), we have

$$\begin{aligned}\mathcal{P}_{out} &= \mathcal{P} \left(\log \det \left(\mathbf{I}_N + \frac{\rho \kappa}{M \prod_{n=1}^N b_n^{(2n-1+M-N)t}} \mathbf{H} \mathbf{H}^\dagger \right) < R(\rho) \right) \\ &= \mathcal{P} \left(\prod_{n=1}^N \left(1 + \frac{\rho \kappa a_n}{M \prod_{n=1}^N b_n^{(2n-1+M-N)t}} \right) < R(\rho) \right).\end{aligned}\quad (13)$$

Lemma 1: The eigenvalues of $\hat{\mathbf{H}} \hat{\mathbf{H}}^\dagger$, $\mathbf{H} \mathbf{H}^\dagger$ and $\mathbf{E} \mathbf{E}^\dagger$ have the following relationship

$$b_n \leq 2(a_n + c_N), \quad n = 1, 2, \dots, N. \quad (14)$$

Proof: We obviously have the following equality

$$(\mathbf{H} + \mathbf{E})(\mathbf{H} + \mathbf{E})^\dagger + (\mathbf{H} - \mathbf{E})(\mathbf{H} - \mathbf{E})^\dagger = 2(\mathbf{H} \mathbf{H}^\dagger + \mathbf{E} \mathbf{E}^\dagger) \quad (15)$$

where both $(\mathbf{H} + \mathbf{E})(\mathbf{H} + \mathbf{E})^\dagger$ and $(\mathbf{H} - \mathbf{E})(\mathbf{H} - \mathbf{E})^\dagger$ are positive semidefinite matrices. We denote the vector of eigenvalues of $(\mathbf{H} \mathbf{H}^\dagger + \mathbf{E} \mathbf{E}^\dagger)$ as $\mathbf{d} = [d_1, \dots, d_N]$ with $d_1 \leq d_2 \leq \dots \leq d_N$. Since the eigenvalues of the sum of two positive semidefinite matrices are at least as large as the eigenvalues of any one of the positive semidefinite matrices [28], we have $b_n \leq 2d_n$, $n = 1, 2, \dots, N$. Further, using the relationship of the eigenvalues of the sum of Hermitian matrices, we get $a_n + c_1 \leq d_n \leq a_n + c_N$, $n = 1, 2, \dots, N$. It thus directly leads to (14). ■

With Lemma 1, the outage probability is upper bounded by

$$\mathcal{P}_{out} \leq \mathcal{P} \left[\prod_{n=1}^N \left(1 + \frac{\rho \kappa a_n}{M \prod_{n=1}^N (2a_n + 2c_N)^{(2n-1+M-N)t}} \right) < R(\rho) \right]. \quad (16)$$

Let v_n and u_n denote the exponential orders of $1/a_n$ and $1/c_n$, respectively, i.e., $v_n = -\lim_{\rho \rightarrow \infty} \frac{\log(a_n)}{\log(\rho)}$, $u_n = -\lim_{\rho \rightarrow \infty} \frac{\log(c_n)}{\log(\rho)}$. Using (4), (6) and (8), the pdfs of the random vector $\mathbf{v} = [v_1, \dots, v_N]$ and $\mathbf{u} = [u_1, \dots, u_N]$ can be shown to be

$$p(\mathbf{v}) \doteq \begin{cases} 0, & \text{for any } v_n < 0 \\ \prod_{n=1}^N \rho^{-(2n-1+M-N)v_n}, & \text{for all } v_n \geq 0 \end{cases} \quad (17)$$

$$p(\mathbf{u}) \doteq \begin{cases} 0, & \text{for any } u_n < \alpha \\ \prod_{n=1}^N \rho^{-(2n-1+M-N)(u_n-\alpha)}, & \text{for all } u_n \geq \alpha. \end{cases} \quad (18)$$

At high SNRs, with (17) and (18), (16) becomes

$$\mathcal{P}_{out} \leq \mathcal{P} \left[\sum_{n=1}^N \left(1 - v_n + \sum_{n=1}^N t(2n-1+M-N) \min(v_n, u_N) \right)^+ < r \right]. \quad (19)$$

So, the outage event \mathcal{O} in (19) is the set of $\{v_1, \dots, v_N, u_1, \dots, u_N\}$ that satisfies

$$\sum_{n=1}^N \left(1 - v_n + \sum_{n=1}^N t(2n - 1 + M - N) \min(v_n, u_N) \right)^+ < r \quad (20)$$

where $v_n \geq 0, u_n \geq \alpha \geq 0, n = 1, 2, \dots, N$.

According to (5), we have

$$\mathcal{P}_{out} \leq \mathcal{P}_{\mathcal{O}} \doteq \rho^{-d_{\mathcal{O}}(r)} \quad (21)$$

where $d_{\mathcal{O}}(r)$ serves as a lower bound of the SNR exponent of \mathcal{P}_{out} and is given by

$$d_{\mathcal{O}}(r) = \inf_{(v_1, \dots, v_N, u_1, \dots, u_N) \in \mathcal{O}} \sum_{n=1}^N (2n - 1 + M - N) (v_n + u_n - \alpha). \quad (22)$$

Next, we work on the explicit expression of $d_{\mathcal{O}}(r)$. Since the left hand side (LHS) of (20) is a non-decreasing function of u_N , decreasing u_N will not violate the outage condition in (20) while enjoying a reduced SNR exponent $\sum_{n=1}^N (2n - 1 + M - N) (v_n + u_n - \alpha)$. Combining with the fact $u_n \geq \alpha, n = 1, 2, \dots, N$, the solution of \mathbf{u} is found to be $u_1^* = \dots = u_N^* = \alpha$. Therefore, (20) can be rewritten as

$$\mathcal{O} = \left\{ v_n \left| \sum_{n=1}^N \left(1 - v_n + \sum_{n=1}^N t(2n - 1 + M - N) \min(v_n, \alpha) \right)^+ < r, v_n \geq 0 \right. \right\}. \quad (23)$$

To solve the optimization problem of (22), we need to solve the subproblems

$$d_k(r) \triangleq \inf_{(v_1, \dots, v_N) \in \mathcal{O}_k} \sum_{n=1}^N (2n - 1 + M - N) v_n, \quad k = 0, 1, \dots, N \quad (24)$$

where subset \mathcal{O}_k ($0 \leq k \leq N$) is defined as

$$\mathcal{O}_k = \left\{ v_n \left| \sum_{n=1}^N \left(1 - v_n + \sum_{n=1}^k t(2n - 1 + M - N) \alpha + \sum_{n=k+1}^N t(2n - 1 + M - N) v_n \right)^+ < r, \right. \right. \\ \left. \left. v_1 \geq \dots \geq v_k \geq \alpha \geq v_{k+1} \geq \dots \geq v_N \right\}.$$

So, $d_{\mathcal{O}}(r)$ is given by

$$d_{\mathcal{O}}(r) = \min(d_0(r), d_1(r), \dots, d_N(r)). \quad (25)$$

In other words, among all the DMT curves $d_0(r), \dots, d_N(r)$, corresponding to the outage subsets $\mathcal{O}_1, \dots, \mathcal{O}_N$, the lowest one will be the DMT curve for the entire outage event. Since t can be made arbitrarily close to 1, it is without loss of accuracy to set $t = 1$ in the rest of this paper.

Firstly, we derive $d_0(r)$. It is easy to show

$$\sum_{n=1}^N \left(1 - v_n + \sum_{n=1}^N (2n - 1 + M - N) v_n \right)^+ \geq N - \sum_{n=1}^N v_n + N \sum_{n=1}^N (2n - 1 + M - N) v_n \geq N \quad (26)$$

which suggests that it is possible to operate at spatial multiplexing gain $r \in [0, N]$ reliably without any outage, i.e., $d_0(r) = \infty$. So we can exclude $d_0(r)$ from the optimization problem in (25).

Secondly, we derive $d_k(r)$ ($1 \leq k \leq N$). Note that the function $\sum_{n=1}^N \left(1 - v_n + \sum_{n=1}^k (2n - 1 + M - N) v_n \right)^+ + \sum_{n=k+1}^N (2n - 1 + M - N) v_n$ is an increasing function of $v_{k+1}, v_{k+2}, \dots, v_N$. That is, decreasing $v_{k+1}, v_{k+2}, \dots, v_N$ does not violate the outage condition for \mathcal{O}_k , while reducing the SNR exponent $\sum_{n=1}^N (2n - 1 + M - N) v_n$. Therefore, the optimal solutions of $v_{k+1}, v_{k+2}, \dots, v_N$ are $v_{k+1}^* = v_{k+2}^* = \dots = v_N^* = 0$. Consequently, the optimization problem in (24) can be reformulated as

$$d_k(r) = \inf_{(v_1, \dots, v_k) \in \tilde{\mathcal{O}}_k} \sum_{n=1}^k (2n - 1 + M - N) v_n, \quad k = 1, \dots, N. \quad (27)$$

Here the modified outage subset $\tilde{\mathcal{O}}_k$ is defined as

$$\tilde{\mathcal{O}}_k = \left\{ v_1, \dots, v_k \left| N\tau(k) - \sum_{n=1}^k v_n < r, \alpha \leq v_k \leq \dots \leq v_1 \leq \tau(k) \right. \right\}. \quad (28)$$

where $\tau(k) = 1 + k\alpha(M - N + k)$. Careful observation of (28) reveals that

$$N\tau(k) - \sum_{n=1}^k v_n \geq (N - k)\tau(k). \quad (29)$$

It implies that there will be no outage ($d_k(r) = \infty$), if $r \leq (N - k)\tau(k)$ or $(N - k)\tau(k) \geq N$. Note that $(N - k)\tau(k) \geq N \Rightarrow (M - N + k)(N - k) \geq 1/\alpha$. So, if $(M - N + k)(N - k) < 1/\alpha$, there will be nonzero outage ($d_k(r) < \infty$), for $r \in \Omega_k$, where Ω_k is defined as

$$\Omega_k \triangleq ((N - k)\tau(k), N]. \quad (30)$$

For any $r \in \Omega_k$, we are able to explicitly calculate the optimal solutions of v_1, \dots, v_k that minimize the SNR exponent $\sum_{n=1}^k (2n - 1 + M - N) v_n$. The results are summarized in the following.

- 1) If $r = (N - k')\tau(k) - (k - k')\alpha$, $k' = 1, 2, \dots, k$, then the achievable diversity for outage event $\tilde{\mathcal{O}}_k$ is

$$d_k(r) = k'(M - N + k')\tau(k) + (k - k')(k + k' + M - N)\alpha. \quad (31)$$

The corresponding optimal solutions of v_1, \dots, v_k are $v_1^* = \dots = v_{k'}^* = \tau(k)$, $v_{k'+1}^* = \dots = v_k^* = \alpha$. Specifically, $d_k(r) = k(M - N + k)\tau(k)$ for $r = (N - k)\tau(k)$.

- 2) If $(N - k')\tau(k) - (k - k')\alpha < r < (N - k' + 1)\tau(k) - (k - k' + 1)\alpha$, $k' = 1, 2, \dots, k$, the achievable diversity for outage event $\tilde{\mathcal{O}}_k$ is

$$d_k(r) = ((N - k')(k' - N - 1) + MN)\tau(k) + (k - k' + 1)(k - k')\alpha - (2k' - 1 + M - N)r. \quad (32)$$

The corresponding optimal solutions of v_1, \dots, v_k are $v_1^* = \dots = v_{k'-1}^* = \tau(k)$, $v_{k'}^* = (N - k' + 1)\tau(k) - (k - k')\alpha - r$, $v_{k'+1}^* = \dots = v_k^* = \alpha$.

For a particular k' , when spatial multiplexing gain r is between $(N - k')\tau(k) - (k - k')\alpha$ and $(N - k' + 1)\tau(k) - (k - k' + 1)\alpha$, only one singular value of \mathbf{H} , corresponding to the typical outage event, needs to be adjusted to be barely large enough to support the data rate. (32) further shows that $d_k(r)$ is a continuous line segment between these two points. It is thus obvious that curve $d_k(r)$ is piecewise-linear with $(r, d_k(r))$ specified in (31) being its corner points.

After calculating $d_1(r), \dots, d_N(r)$, we remain to solve $d_{\mathcal{O}}(r) = \min_k d_k(r)$, $k = 1, \dots, N$. Since $d_k(r) = \infty$ if $(M - N + k)(N - k) \geq 1/\alpha$, we only need to consider $k \in \mathcal{A}$, where set \mathcal{A} is defined as

$$\mathcal{A} = \{k | (M - N + k)(N - k) < 1/\alpha, k = 1, \dots, N\}. \quad (33)$$

Note that we always have $k = N \in \mathcal{A}$. We consider the following two cases.

Case 1: \mathcal{A} has only one element, i.e., $\mathcal{A} = \{k = N\}$. In this case, we have $d_{\mathcal{O}}(r) = d_N(r)$. If $N = 1$, this condition is naturally satisfied, since there is only one element in \mathcal{A} that is $k = 1$. If $N > 1$, we must require $(M - N + k)(N - k) \geq 1/\alpha$ for $k = 1, \dots, N - 1$, which leads to

$$\alpha \geq \frac{1}{M - 1}, \quad N > 1. \quad (34)$$

We now examine the corner points of $d_N(r)$. From (31), we have $r = (N - k')(1 + \alpha MN - \alpha) > 1 + MN\alpha - \alpha$ for corner point k' ($k' = 1, 2, \dots, N - 1$). Since $1 + MN\alpha - \alpha$ is a non-decreasing function of α , we easily get $r > 1 + \frac{MN}{M-1} - \frac{1}{M-1} > N$. Thus we conclude that there is only one corner point $(0, d_N(0))$ on curve $d_N(r)$ over region $r \in \Omega_N$. Therefore, $d_{\mathcal{O}}(r) = d_N(r)$ is a straight line between corner points $(0, d_N(0))$ and $(N, d_N(N))$. From (32), we have $d_N(N) = MN(1 + MN\alpha) - (M + N - 1)N$, so $d_{\mathcal{O}}(r)$ can be described as

$$d_{\mathcal{O}}(r) = MN(1 + MN\alpha) - (M + N - 1)r \quad \text{for } 0 \leq r \leq N. \quad (35)$$

Case 2: \mathcal{A} has more than one element. Since $N \in \mathcal{A}$ and $\Omega_N = [0, N]$, Ω_k ($k \neq N, k \in \mathcal{A}$) overlaps with Ω_N . That is, there are some regions of spatial multiplexing gain r , leading to finite diversity gains on different DMT curves. A straightforward method to find $d_{\mathcal{O}}(r)$ is to numerically calculate $d_k(r)$ for all $k \in \mathcal{A}$, and choose the minimum value among them. However, this makes $d_{\mathcal{O}}(r)$ implicit and hardly insightful. To find the closed-form solution of $d_{\mathcal{O}}(r)$, we wish to find out if there is any relationship among $d_1(r), \dots, d_N(r)$. This motivates the birth of the following Lemma, the proof of which is given in Appendix B.

Lemma 2: For any spatial multiplexing gain $r \in \Omega_{k_1} \cap \Omega_{k_2}$ ($1 \leq k_1, k_2 \leq N$), if $k_1 < k_2$, we have $d_{k_1}(r) < d_{k_2}(r)$.

This Lemma tells us if a spatial multiplexing gain r leads to finite diversity gains on two DMT curves, we only need to select the curve with lower diversity gain. For example, if $r \in \Omega_1 \cap \Omega_2 \cap \dots \cap \Omega_N$, then $d_{\mathcal{O}}(r) = d_1(r)$ since $d_1(r) < d_2(r) < \dots < d_N(r) < \infty$. Therefore, we can further expurgate bad k (s.t. $\Omega_k \subseteq \Omega_{\bar{k}}$, for $\bar{k} < k \in \mathcal{A}$) from \mathcal{A} and only take into account $k \in \mathcal{B}$ for the optimization problem, where

$$\mathcal{B} = \left\{ k \mid (N - k)\tau(k) < (N - \bar{k})\tau(\bar{k}), \forall \bar{k} < k, \bar{k}, k \in \mathcal{A} \right\}. \quad (36)$$

Letting $|\mathcal{B}|$ denote the cardinality of \mathcal{B} , we further divide $r \in [0, N]$ into $|\mathcal{B}|$ non-overlapping regions with region $\tilde{\Omega}_k$ ($k \in \mathcal{B}$) defined as

$$\begin{aligned} \tilde{\Omega}_k &= \Omega_k \cap \tilde{\Omega}_k^c, \quad \forall \bar{k} < k \& \bar{k} \in \mathcal{B} \\ &= [(N - k)\tau(k), (N - \mathcal{I}(k))\tau(\mathcal{I}(k))] \end{aligned} \quad (37)$$

where $\mathcal{I}(k)$ indicates the immediately preceding element of k in \mathcal{B} , i.e., $\mathcal{I}(k) = \max_{\bar{k} < k, \bar{k} \in \mathcal{B}} \bar{k}$. From Fig. 1, which illustrates the relationship between Ω_k and $\tilde{\Omega}_k$, we get $d_{\mathcal{O}}(r) = d_k(r)$ for any $r \in \tilde{\Omega}_k$.

Next we examine the corner points on curve $d_k(r)$ over $r \in \tilde{\Omega}_k$ and give the following Lemma, the proof of which is given in Appendix C.

Lemma 3: For $k \in \mathcal{B}$, there is only one corner point, $((N - k)\tau(k), k(M - N + k)\tau(k))$, making $r \in \tilde{\Omega}_k$.

As a result, $d_k(r)$ over $r \in \tilde{\Omega}_k$ is just a single line segment connecting the following two end points

Left end: $d_k(r) = k(M - N + k)\tau(k)$, for $r = (N - k)\tau(k)$

Right end: $d_k(r) = ((N - k)(k - N - 1) + MN)\tau(k) - (2k - 1 + M - N)(N - \mathcal{I}(k))\tau(\mathcal{I}(k))$,
for $r = (N - \mathcal{I}(k))\tau(\mathcal{I}(k))$.

(38)

Finally, since $d_{\mathcal{O}}(r)$ is the union of $d_k(r)$ over $r \in \tilde{\Omega}_k$ for all $k \in \mathcal{B}$, the DMT curve over the entire outage event is the collection of all the involved line segments and the two end points of line segment $d_k(r)$ ($k \in \mathcal{B}$) are described in (38). It should be noted that these line segments are discontinuous though r is continuous between 0 and N . Combining the above Cases 1 and 2 directly leads to (10) and (11) in Theorem 1.

B. Achievability Proof

To complete the proof of the Theorem 1, we need to show that $\mathcal{P}_e(\rho) \stackrel{\cdot}{\leq} \rho^{-d_{\mathcal{O}}(r)}$ if $L \geq M + N - 1$. With the ensemble of i.i.d. complex Gaussian random codes at the input, the ML error probability is given by [9]

$$\mathcal{P}_e(\rho) = \mathcal{P}_{\mathcal{O}}\mathcal{P}(\text{error}|\mathcal{O}) + \mathcal{P}(\text{error}, \mathcal{O}^c) \leq \mathcal{P}_{\mathcal{O}} + \mathcal{P}(\text{error}, \mathcal{O}^c) \quad (39)$$

where \mathcal{O} and $\mathcal{P}_{\mathcal{O}}$ are given by (20) and (22), respectively.

$\mathcal{P}(\text{error}, \mathcal{O}^c)$ can be upper-bounded by a union bound. Assume that $\mathbf{X}(0)$, $\mathbf{X}(1)$ are two possible transmitted codewords, and that $\Delta\mathbf{X} = \mathbf{X}(1) - \mathbf{X}(0)$. Suppose $\mathbf{X}(0)$ is transmitted, the probability that an ML receiver will make a detection error in favor of $\mathbf{X}(1)$, conditioned on a certain realization of the channel, is

$$\mathcal{P}(\mathbf{X}(0) \rightarrow \mathbf{X}(1) | \mathbf{H}, \hat{\mathbf{H}}) = \mathcal{P}\left(\frac{P(\hat{\mathbf{H}})}{M\sigma^2} \left\| \frac{1}{2}\mathbf{H}(\Delta\mathbf{X}) \right\|_F^2 \leq \|\mathbf{w}\|^2\right) \quad (40)$$

where \mathbf{w} is the additive noise on the direction of $\mathbf{H}(\Delta\mathbf{X})$, with variance $1/2$. With the standard approximation of the Gaussian tail function, $Q(x) \leq 1/2 \exp(-x^2/2)$, we have

$$\mathcal{P}(\mathbf{X}(0) \rightarrow \mathbf{X}(1) | \mathbf{H}, \hat{\mathbf{H}}) \leq \exp\left(-\frac{P(\hat{\mathbf{H}})}{4M\sigma^2} \|\mathbf{H}(\Delta\mathbf{X})\|^2\right). \quad (41)$$

Averaging over the ensemble of random codes, we have the average pairwise error probability conditioned on the channel realization

$$\mathcal{P}(\mathbf{X}(0) \rightarrow \mathbf{X}(1) | \mathbf{H}, \hat{\mathbf{H}}) \leq \det \left(\mathbf{I}_N + \frac{P(\hat{\mathbf{H}})}{2M\sigma^2} \mathbf{H}\mathbf{H}^\dagger \right)^{-L}. \quad (42)$$

With a data rate $R = r \log(\rho)$ (bits per channel use), we have in total ρ^{Lr} codewords. Applying the union bound, we have

$$\begin{aligned} \mathcal{P}(\text{error} | \mathbf{H}, \hat{\mathbf{H}}) &\leq \rho^{Lr} \det \left(\mathbf{I}_N + \frac{P(\hat{\mathbf{H}})}{2M\sigma^2} \mathbf{H}\mathbf{H}^\dagger \right)^{-L} \\ &= \rho^{Lr} \prod_{n=1}^N \left(1 + \frac{\rho \kappa a_n}{2M \prod_{n=1}^N b_n^{2n-1+M-N}} \right)^{-L} \\ &\leq \rho^{Lr} \prod_{n=1}^N \left(1 + \frac{\rho \kappa a_n}{M \prod_{n=1}^N (2a_n + 2c_N)^{2n-1+M-N}} \right)^{-L} \\ &\doteq \rho^{-L \left(\sum_{n=1}^N (1-v_n + \sum_{n=1}^N (2n-1+M-N) \min(v_n, u_N))^{+} - r \right)}. \end{aligned} \quad (43)$$

Averaging over the distributions of \mathbf{H} and $\hat{\mathbf{H}}$, or equivalently \mathbf{v} and \mathbf{u} , we have

$$\begin{aligned} \mathcal{P}(\text{error}, \mathcal{O}^c) &= \int_{\mathcal{O}^c} p(\mathbf{u}) p(\mathbf{v}) \mathcal{P}(\text{error} | \mathbf{H}, \hat{\mathbf{H}}) d\mathbf{u} d\mathbf{v} \\ &\leq \int_{\mathcal{O}^c} \rho^{-\sum_{n=1}^N (2n-1+M-N)(v_n+u_n-\alpha)} \rho^{-L \left(\sum_{n=1}^N (1-v_n + \sum_{n=1}^N (2n-1+M-N) \min(v_n, u_N))^{+} - r \right)} d\mathbf{u} d\mathbf{v} \\ &\doteq \rho^{-d_G(r)} \end{aligned} \quad (44)$$

where

$$\begin{aligned} d_G(r) &= \inf_{\mathbf{u}, \mathbf{v} \in \mathcal{O}^c} \sum_{n=1}^N (2n-1+M-N)(v_n+u_n-\alpha) \\ &\quad + L \left(\sum_{n=1}^N \left(1 - v_n + \sum_{n=1}^N (2n-1+M-N) \min(v_n, u_N) \right)^{+} - r \right). \end{aligned} \quad (45)$$

When $L \geq M+N-1$, $d_G(r)$ has the same monotonicity as $\sum_{n=1}^N (1 - v_n + \sum_{n=1}^k (2n-1+M-N)\alpha + \sum_{n=k+1}^N (2n-1+M-N)v_n)^{+}$ with respect to v_n or u_n , $n = 1, \dots, N$. Therefore, the minimum always occurs when $\sum_{n=1}^N (1 - v_n + \sum_{n=1}^N (2n-1+M-N) \min(v_n, u_N))^{+} = r$.

Hence

$$\begin{aligned} d_G(r) &= \inf_{\sum_{n=1}^N (1-v_n + \sum_{n=1}^N (2n-1+M-N) \min(v_n, u_N))^{+} = r} \sum_{n=1}^N (2n-1+M-N)(v_n+u_n-\alpha) \\ &= d_{\mathcal{O}}(r). \end{aligned} \quad (46)$$

Therefore, the overall error probability can be written as

$$\begin{aligned}
\mathcal{P}_e(\rho) &\leq \mathcal{P}_{\mathcal{O}} + \mathcal{P}(\text{error}, \mathcal{O}^c) \\
&\doteq \rho^{-d_{\mathcal{O}}(r)} + \mathcal{P}(\text{error}, \mathcal{O}^c) \\
&\leq \rho^{-d_{\mathcal{O}}(r)} + \rho^{-d_G(r)} \doteq \rho^{-d_{\mathcal{O}}(r)}
\end{aligned} \tag{47}$$

Since the MIMO channel with the proposed power adaptation scheme leads to an error probability lower than or equal to $\rho^{-d_{\mathcal{O}}(r)}$, we can say that the MIMO channel is able to achieve the diversity gain of $d_{\mathcal{O}}(r)$. Theorem 1 is thus obtained.

V. DISCUSSIONS

In this section, we discuss the additional diversity gain $\Delta_d(r)$ brought by the imperfect CSIT through power adaptation.

Case A) $N = 1$ (MISO/SIMO): According to (10), the imperfect CSIT provides an additional diversity gain of $\Delta_d(r) = M^2\alpha$ at any spatial multiplexing gain in the considered MISO/SIMO channel. Most remarkably, when $\alpha = 1/M$, one can achieve both full diversity gain (i.e., M) and full spatial multiplexing gain (i.e., 1) at the same time, while α has to be equal to or greater than 1 to achieve the same performance in [18]. Note that the case of $\alpha < 1$ is much more practical than the case of $\alpha \geq 1$ as one usually allocates much less power to the reverse (feedback pilot) channel than the forward transmission channel.

Case B) $\alpha \geq \frac{1}{M-1}$, $N > 1$: For such MIMO channel, according to (10), the additional diversity gain is $\Delta_d(r) = (M^2N^2\alpha + r - r^2)$, for $r = 0, 1, \dots, N$. Specifically, $\Delta_d(0) = M^2N^2\alpha$ and $\Delta_d(N) = \alpha M^2N^2 + N - N^2 > MN^2 + N$. If $0 < r < N$, the additional diversity gain is between the two extreme values $\Delta_d(0)$ and $\Delta_d(N)$.

Case C) $\alpha < \frac{1}{M-1}$, $N > 1$: When $r = N$, $\Delta_d(N) = d(N) \geq d_1(N) = \alpha N(M - N + 1)^2$. When $r < N$, for the convenience of comparison with [9], we consider integer spatial multiplexing gains, i.e., $r = N - k$, $k = 1, 2, \dots, N$. Since $r = N - k \leq (N - k)\tau(k)$, from Theorem 1, the achievable diversity gain is $d(r) \geq k(M - N + k)\tau(k) = (M - r)(N - r)(1 + \alpha(M - r)(N - r))$. Recall that the optimal diversity gain without CSIT is $d^*(r) = (M - r)(N - r)$. Therefore, the additional achievable diversity gain with our scheme is $\Delta_d(r) \geq \alpha(M - r)^2(N - r)^2 = \alpha(d^*(r))^2$. It indicates that even a very small α leads to a significant diversity gain improvement.

We use numerical results to show the additional diversity gain achieved with imperfect CSIT. We compare the following two scenarios: 1) No CSIT [9]; and 2) Imperfect CSIT with power

adaptation. Figs. 2 and 3 plot the DMT curves for 3×3 and 4×2 MIMO fading channels, respectively. It is obvious that imperfect CSIT provides significant additional diversity gain improvement and offers non-zero diversity gain at any possible spatial multiplexing gain. Fig. 2 also shows the impact of α value. When $\alpha \geq \frac{1}{M-1} = \frac{1}{2}$, we only have $d_N(r) < \infty$ and thus $\mathcal{B} = \{3\}$. Therefore, the DMT curve is a single line segment. However, when $\alpha = \frac{1}{3} < \frac{1}{M-1}$, $\mathcal{B} = \{1, 2, 3\}$. Therefore, the DMT curve is made up of three discontinuous line segments. Fig. 3 shows how $d_{\mathcal{O}}(r)$ depends on $d_1(r)$ and $d_2(r)$ in a 4×2 MIMO channel with $\alpha = 0.1$. We observe that $d_2(r) \geq d_1(r)$ and there is only one corner point on $d_1(r)$ (or $d_2(r)$) over spatial multiplexing gain region $r \in \tilde{\Omega}_1$ (or $r \in \tilde{\Omega}_2$).

Next we illustrate the impact of α on DMT. Fig. 4 plots the relationship between the achievable diversity gain and the channel quality α in a MISO/SIMO channel. It clearly shows that power adaptation makes better use of the imperfect CSIT than rate adaptation. In other words, to achieve the same performance our scheme saves a great amount of pilot power and thus is more applicable. Specifically, the diversity gain improvements over [9] and [18] are $M^2\alpha$ and $(M-1)M\alpha$, respectively, at any spatial multiplexing gain. It is no doubt that the achievable DMT increases with CSIT quality α . Fig. 5 plots how the achievable diversity gain with power adaptation improves with the channel quality α in a 5×3 MIMO channel at the full multiplexing gain. We observe that there are fast increases of diversity gain at $\alpha = 0.25$ and $\alpha = 0.1667$. These two values of α are actually thresholds for $d_k(r) < \infty, k = 1, 2, 3$. When $\alpha \geq \frac{1}{M-1} = 0.25$, $\mathcal{B} = \{N = 3\}$. Therefore, we have $d_{\mathcal{O}}(N) = d_3(N)$. When $0.1667 \leq \alpha < 0.25$, we have $\mathcal{B} = \{2, 3\}$ and $d_{\mathcal{O}}(N) = d_2(N)$. When $\alpha < 0.1667$, we have $\mathcal{B} = \{1, 2, 3\}$ and $d_{\mathcal{O}}(r) = d_1(N)$. Combining with the fact that $d_1(r) < d_2(r) < d_3(r)$ for any fixed α , it is not difficult to understand the cliffs on this curve.

Note that the additional diversity gain comes at the price of reverse channel pilot power to obtain the CSIT. As long as the reverse channel SNR does not scale with ρ , i.e., $\alpha = 0$, even with some partial CSIT at the transmitter, there will be no improvement on the fundamental DMT. However, when the reverse channel SNR relative to ρ becomes asymptotically zero, i.e., $\alpha < 1$, there will be a significant improvement of the diversity gain. When the reverse channel SNR as compared to the forward SNR is asymptotically unbounded, i.e., $\alpha > 1$, one can achieve the full spatial multiplexing gain while enjoying a even more remarkable diversity.

VI. CONCLUSION

In this paper, we investigated the impact of CSIT on the tradeoff of diversity and spatial multiplexing in MIMO fading channels. For MISO/SIMO channels, we showed that using power adaptation, one can achieve a diversity gain of $d(r) = K(1 - r + K\alpha)$, where K is the number of transmit antennas in the MISO case or the number of receive antennas in the SIMO case. This is not only higher but also more efficient than the available results in literature. For general MIMO channels with $M > 1$ transmit and $N > 1$ receive antennas, when α is above some certain threshold, one can achieve a diversity gain of $d(r) = MN(1 + MN\alpha) - (M + N - 1)r$; otherwise, the achievable DMT is a collection of discontinuous line segments depending on M , N , r and α . The presented DMT shows that exploiting imperfect CSIT through power adaptation significantly increases the achievable diversity gain in MIMO channels.

APPENDIX A

Letting $q_n \triangleq -\log(b_n)/\log(\rho)$ for all n and $\mathbf{q} \triangleq [q_1, \dots, q_N]$, we have

$$\begin{aligned} E\{P(\hat{\mathbf{H}})\} &= \int_{\mathbf{b} \geq 0} \frac{\kappa \bar{P}}{\left(\prod_{n=1}^N b_n^{2n-1+M-N}\right)^t} \hat{\xi}^{-1} \prod_{n=1}^N b_n^{M-N} \prod_{n < j} (b_n - b_j)^2 \exp\left(-\frac{1}{1 + \sigma_e^2} \sum_{n=1}^N b_n\right) d\mathbf{b} \\ &= \int_{\mathbf{q} \geq 0} \frac{\kappa \bar{P} \hat{\xi}^{-1} (\log \rho)^N}{\left(\prod_{n=1}^N \rho^{-(2n-1+M-N)q_n}\right)^t} \prod_{n=1}^N \rho^{-(M-N+1)q_n} \prod_{n < j} (\rho^{-q_n} - \rho^{-q_j})^2 \exp\left(-\frac{1}{1 + \sigma_e^2} \sum_{n=1}^N \rho^{-q_n}\right) d\mathbf{q}. \end{aligned} \quad (48)$$

At high SNRs, it is easy to show that

$$E\{P(\hat{\mathbf{H}})\} = \lim_{\rho \rightarrow \infty} \int_{\mathbf{q} \geq 0} \kappa \bar{P} \hat{\xi}^{-1} (\log \rho)^N \left(\prod_{n=1}^N \rho^{-(2n-1+M-N)q_n} \right)^{(1-t)} d\mathbf{q} = \bar{P}. \quad (49)$$

APPENDIX B

Let $v_{1,k_1}, \dots, v_{k_1,k_1}$ denote the solutions of v_1, \dots, v_{k_1} that minimize $d_{k_1}(r)$, and let $v_{1,k_2}, \dots, v_{k_2,k_2}$ denote the solutions of v_1, \dots, v_{k_2} that minimize $d_{k_2}(r)$. Without loss of generality, we assume

$$v_{1,k_1} = \dots = v_{i-1,k_1} = \tau(k_1), \tau(k_1) > v_{i,k_1} \geq \alpha, v_{i+1,k_1} = \dots = v_{k_1,k_1} = \alpha \quad (50)$$

$$v_{1,k_2} = \dots = v_{j-1,k_2} = \tau(k_2), \tau(k_2) > v_{j,k_2} \geq \alpha, v_{j+1,k_2} = \dots = v_{k_2,k_2} = \alpha. \quad (51)$$

It follows that the corresponding spatial multiplexing gain r satisfies

$$r = (N - i + 1)\tau(k_1) - (k_1 - i)\alpha - v_{i,k_1} \quad (52)$$

$$r = (N - j + 1)\tau(k_2) - (k_2 - j)\alpha - v_{j,k_2} \quad (53)$$

which leads to

$$\{(N - j + 1)\tau(k_2) - (k_2 - j)\alpha - v_{j,k_2}\} - \{(N - i + 1)\tau(k_1) - (k_1 - i)\alpha - v_{i,k_1}\} = 0. \quad (54)$$

We consider the following three cases.

Case 1) $j < i$: Letting B denote the LHS of (54), we have

$$\begin{aligned} B &> (N - j)\tau(k_2) - (k_2 - j)\alpha - (N - i + 1)\tau(k_1) - (k_1 - i + 1)\alpha \\ &\geq (N - i + 1)\tau(k_2) - (k_2 - i + 1)\alpha - (N - i + 1)\tau(k_1) - (k_1 - i + 1)\alpha \\ &\geq \alpha(k_2 - k_1) ((N - i + 1)(M - N + k_2 + k_1) - 1) > 0. \end{aligned} \quad (55)$$

This contradicts with $B = 0$. Therefore, $j < i$ is not possible.

Case 2) $j > i$: It is easy to observe that

$$v_{1,k_2} - v_{1,k_1} = \dots = v_{i-1,k_2} - v_{i-1,k_1} = k_2\alpha(M - N + k_2) - k_1\alpha(M - N + k_1) > 0 \quad (56)$$

$$v_{i,k_2} - v_{i,k_1} > k_2\alpha(M - N + k_2) - k_1\alpha(M - N + k_1) > 0 \quad (57)$$

$$v_{i+1,k_2} - v_{i+1,k_1}, \dots, v_{k_1,k_2} - v_{k_1,k_1} \geq \alpha - \alpha = 0 \quad (58)$$

$$v_{k_1+1,k_2}, \dots, v_{k_2,k_2} \geq \alpha. \quad (59)$$

Then, it follows that

$$d_{k_2}(r) - d_{k_1}(r) = \sum_{i=1}^{k_2} v_{i,k_2} - \sum_{i=1}^{k_1} v_{i,k_1} > 0. \quad (60)$$

Case 3) $j = i$: Similarly, we have

$$v_{1,k_2} - v_{1,k_1} = \dots = v_{i-1,k_2} - v_{i-1,k_1} = k_2\alpha(M - N + k_2) - k_1\alpha(M - N + k_1) > 0 \quad (61)$$

$$v_{i+1,k_2} = \dots = v_{k_2,k_2} = v_{i+1,k_1} = \dots = v_{k-1,k_1} = \alpha. \quad (62)$$

From (54), we get

$$v_{i,k_2} - v_{i,k_1} = \alpha(k_2 - k_1) ((N - i + 1)(M - N + k_2 + k_1) - 1) > 0. \quad (63)$$

Combining (61), (62) and (63), we get $d_{k_2}(r) > d_{k_1}(r)$. The proof of Lemma 2 is complete.

APPENDIX C

We compare the spatial multiplexing gain r of the corner point k' ($k' = 1, \dots, k-1$) on the DMT curve $d_k(r)$, i.e., $r = (N - k')\tau(k) - (k - k')\alpha$, with the lower boundary of Ω_{k-1} , i.e., $(N - k + 1)\tau(k - 1)$, and get

$$(N - k')\tau(k) - (k - k')\alpha - (N - k + 1)\tau(k - 1) \geq ((N - k + 1)(M - N + 2k - 1) - 1)\alpha > 0. \quad (64)$$

If $(N - k')\tau(k) - (k - k')\alpha < N$, it suffices to have $(N - k')\tau(k) - (k - k')\alpha \in \Omega_{k-1}$. Otherwise, we get $(N - k')\tau(k) - (k - k')\alpha \notin \Omega_k$. Since $\Omega_{k-1} \cap \tilde{\Omega}_k = \emptyset$ and $\tilde{\Omega}_k \subseteq \Omega_k$, both cases lead to $r \notin \tilde{\Omega}_k$. This completes the proof of Lemma 3.

REFERENCES

- [1] A. J. Paulraj and C. B. Papadias, "Space-time processing for wireless communications," *IEEE Signal Processing Magazine*, vol. 14, pp. 49-83, Nov. 1997.
- [2] S. Lek Ariyavisitakul, J. H. Winters, and I. Lee, "Optimum space-time processors with dispersive interference: unified analysis and required filter span," *IEEE Trans. Commun.*, vol. 47, pp. 1073-1083, Jul. 1999.
- [3] G. J. Foschini and M. J. Gans, "On limits of wireless communications in a fading environment when using multiple antennas," *Wireless Personal Commun.*, vol. 6, pp. 311-335, 1998.
- [4] G. J. Foschini, "Layered space-time architecture for wireless communication in a fading environment when using multi-element antennas," *Bell Labs Tech. J.*, pp. 41-59, 1996.
- [5] V. Tarokh, N. Seshadri, and A. R. Calderbank, "Space-time codes for high data rate wireless communications: Performance criteria and code construction," *IEEE Trans. Inf. Theory*, vol. 44, pp. 744-765, Mar. 1998.
- [6] Yi Gong and K. B. Letaief, "Performance evaluation and analysis of space-time coding in unequalized multipath fading links," *IEEE Trans. Commun.*, vol. 48, pp. 1778-1782, Nov. 2000.
- [7] S. M. Alamouti, "A simple transmit diversity technique for wireless communications," *IEEE J. Select. Areas Commun.*, vol. 16, pp. 1451-1458, Oct. 1998.
- [8] V. Tarokh, H. Jafarkhani, and A. R. Calderbank, "Space-time block codes from orthogonal designs," *IEEE Trans. Inform. Theory*, vol. 45, pp. 1456-1467, Jul. 1999.
- [9] L. Zheng and D. N. C. Tse, "Diversity and multiplexing: a fundamental tradeoff in multiple-antenna channels," *IEEE Trans. Inform. Theory*, vol. 49, pp. 1073-1096, May 2003.
- [10] D. N. C. Tse, P. Viswanath, and L. Zheng, "Diversity-multiplexing tradeoff in multiple-access channels," *IEEE Trans. Inform. Theory*, vol. 50, no. 9, pp. 1859-1874, Sep. 2004.
- [11] H. El Gamal, G. Caire, and M. O. Damen, "The MIMO ARQ channel: diversity-multiplexing-delay tradeoff," *IEEE Trans. Inform. Theory*, vol. 52, no. 8, pp. 3601-3621, Aug. 2006.
- [12] R. Narasimhan, "Finite-SNR diversity performance of rate-adaptive MIMO systems," in *Proc. IEEE GLOBECOM'05*, Nov. 2005, pp. 1461-1465.
- [13] R. Narasimhan, "Finite-SNR diversity-multiplexing tradeoff for correlated Rayleigh and Rician MIMO channels," *IEEE Trans. Inform. Theory*, vol. 52, no. 9, pp. 3965-3979, Sep. 2006.

- [14] H. El Gamal and A. R. Hammons, Jr., "On the design of algebraic space-time codes for MIMO block fading channels," *IEEE Trans. Inform. Theory*, vol. 49, no. 1, pp. 151-163, Jan. 2003.
- [15] H. El Gamal, G. Caire, and M. O. Damen, "Lattice coding and decoding achieve the optimal diversity-versus-multiplexing tradeoff of MIMO channels," *IEEE Trans. Inform. Theory*, vol. 50, no. 6, pp. 968-985, June 2004.
- [16] H. F. Lu and P. V. Kumar, "Rate-diversity tradeoff of space-time codes with fixed alphabet and optimal constellations for PSK modulation," *IEEE Trans. Inform. Theory*, vol. 49, no. 10, pp. 2747-2751, Oct. 2003.
- [17] C. Steger, A. Khoshnevis, A. Sabharwal, and B. Aazhang, "The case for transmitter training," in *Proc. IEEE ISIT'06*, pp. 36-39, Jul. 2006.
- [18] A. Lim and V. K. N. Lau, "On the fundamental tradeoff of spatial diversity and spatial multiplexing of MISO/SIMO links with imperfect CSIT," *IEEE Trans. Wireless Commun.*, vol. 7, pp. 110-117, Jan. 2008.
- [19] T. T. Kim and M. Skoglund, "Diversity-multiplexing tradeoff in MIMO channels with partial CSIT," *IEEE Trans. Inform. Theory*, vol. 53, pp. 2743-2759, Aug. 2007.
- [20] X. J. Zhang and Yi Gong, "Diversity gains in MISO/SIMO channels with imperfect channel knowledge at transmitters," in review in *IEEE Trans. Wireless Commun.*, Feb. 2009.
- [21] T. T. Kim and G. Caire, "Diversity gains of power control with noisy CSIT in MIMO channels," accepted for publication, *IEEE Trans. Inform. Theory*, Apr. 2009.
- [22] E. Visotsky and U. Madhow, "Space-time transmit precoding with imperfect feedback," *IEEE Trans. Inform. Theory*, vol. 47, pp. 2632-2639, Sep. 2001.
- [23] G. Taricco, and E. Biglieri, "Space-time decoding with imperfect channel estimation," *IEEE Trans. Wireless Commun.*, vol. 4, pp. 1874-1888, Jul. 2005.
- [24] R. Narasimhan, "Error propagation analysis of V-BLAST with channel-estimation errors," *IEEE Trans. Commun.*, vol. 53, pp. 27-31, Jan. 2005.
- [25] K. Lee and J. Chun, "Symbol detection in V-BLAST architectures under channel estimation errors" *IEEE Trans. Wireless Commun.*, vol. 6, pp. 593-597, Feb. 2007.
- [26] T. Ratnarajah, R. Vaillancourt and M. Alvo, "Eigenvalues and condition numbers of complex random matrices," *SIAM Journal on Matrix Analysis and Applications*, vol. 26, no. 2, pp. 441-456, 2005.
- [27] K. Azarian, H. El Gamal, and P. Schniter, "On the achievable diversity-multiplexing tradeoff in half-duplex cooperative channels," *IEEE Trans. Inform. Theory*, vol. 51, no. 12, pp. 4152-4172, Dec. 2005.
- [28] W. Fulton, "Eigenvalues, invariant factors, highest weights, and Schubert calculus," *Bull. American Math. Soc.*, vol. 37, no. 3, pp. 209-249, 2000.

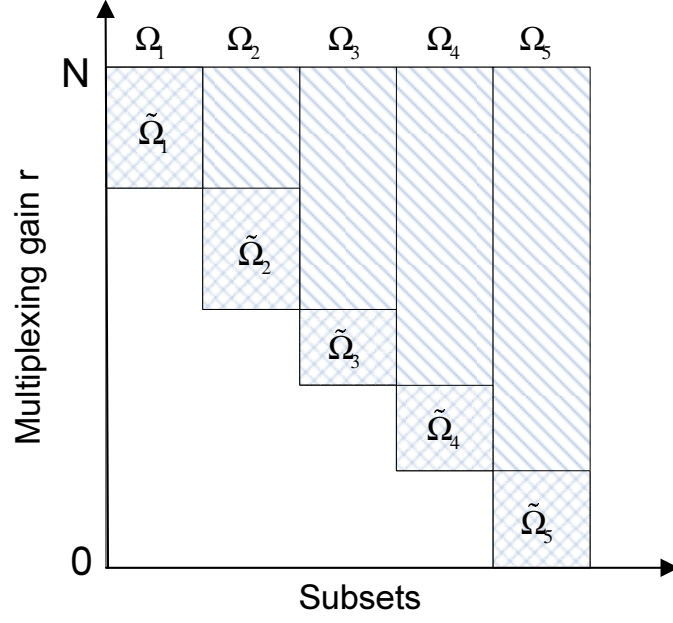


Fig. 1. Relationship of Ω_k and $\tilde{\Omega}_k$.

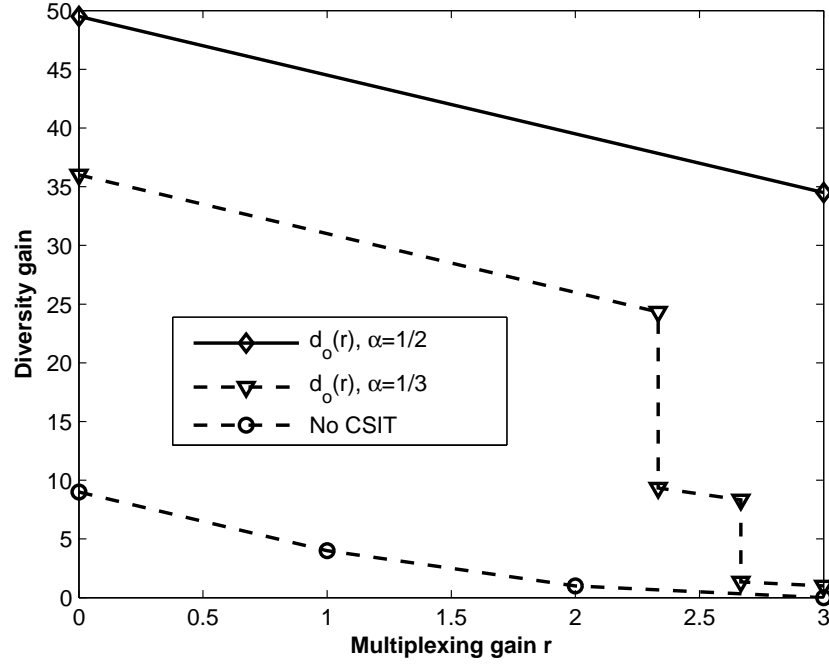


Fig. 2. DMT in a 3×3 MIMO channel. Note that $d_o(r)$ in the legend denotes $d_{\mathcal{O}}(r)$.

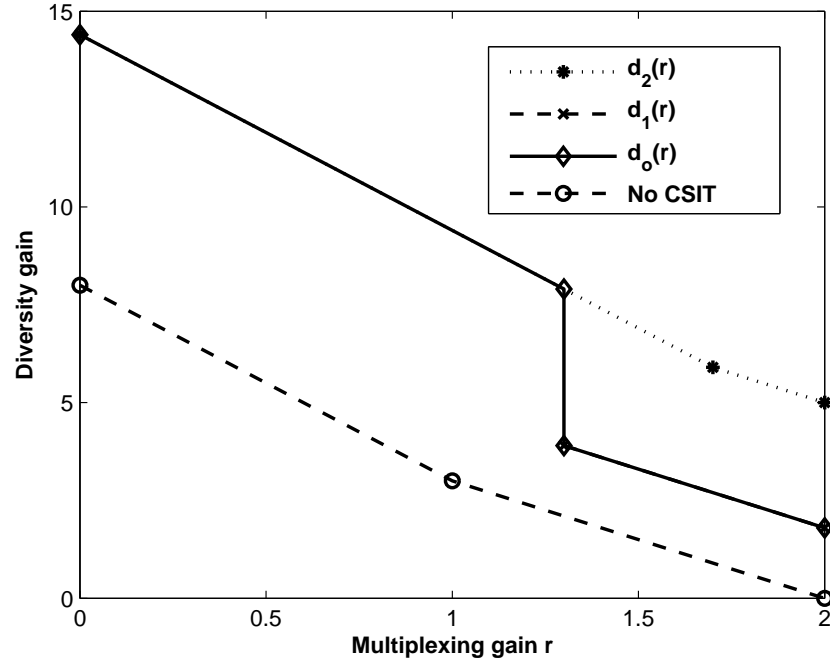


Fig. 3. DMT in a 4×2 MIMO channel with $\alpha = 0.1$. Note that $d_0(r)$ in the legend denotes $d_{\mathcal{O}}(r)$.

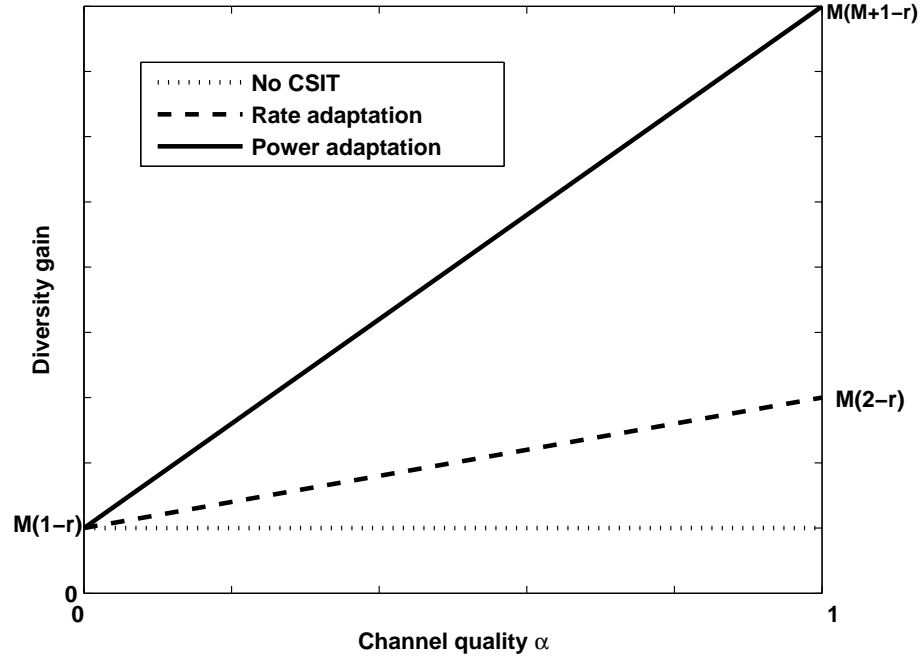


Fig. 4. Diversity gain versus channel quality α in a SIMO/MISO channel.

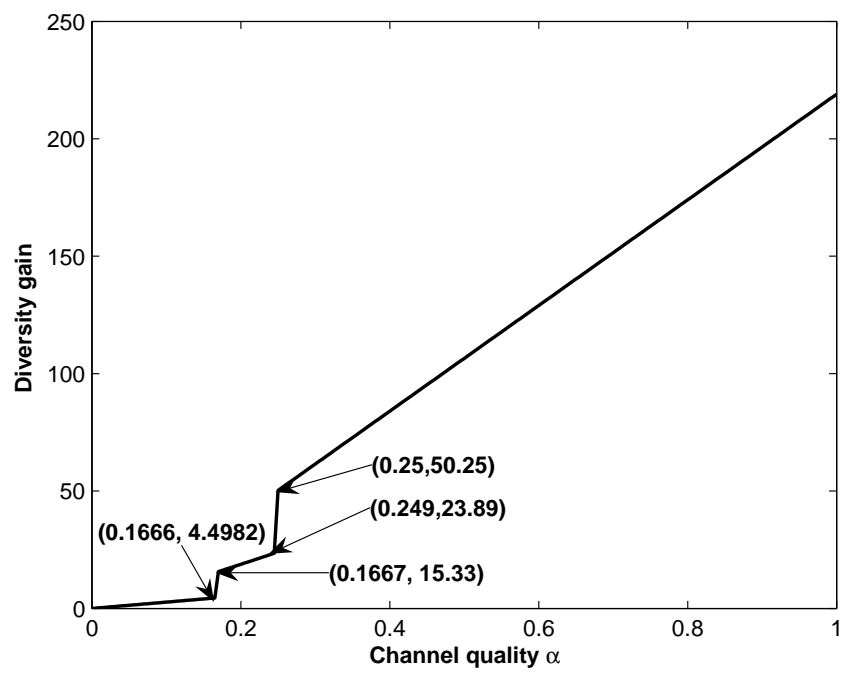


Fig. 5. Diversity gain at $r = N$ versus channel quality α in a 5×3 MIMO channel.