

## Notes on Recent Approaches Concerning the Kirchhoff-Law-Johnson-Noise-based Secure Key Exchange

Laszlo B. Kish <sup>(a)</sup>, Tamas Horvath <sup>(b,c)</sup>

<sup>(a)</sup> *Department of Electrical and Computer Engineering, Texas A&M University, College Station, TX 77843-3128, USA; email: Laszlo.Kish@ece.tamu.edu*

<sup>(b)</sup> *Department of Computer Science, University of Bonn, Germany*

<sup>(c)</sup> *Fraunhofer IAIS, Schloss Birlinghoven, D-53754 Sankt Augustin, Germany; email: [tamas.horvath@iais.fraunhofer.de](mailto:tamas.horvath@iais.fraunhofer.de)*

**Abstract.** We break the security of the circulator-based secure key exchange system in [Physics Letters A 373 (2009) 901–904] by showing that it violates the basic mechanism of security related to the second law of thermodynamics.

Further, we show that the strong security leak appeared in the simulations is only an artifact and not caused by "multiple reflections". Since no wave modes exist at cable length of 5% of the shortest wavelength of the signal, no wave is present to reflect it.

In the high wave impedance limit, the conditions used in the simulations are heavily unphysical (requiring cable diameters up to 28000 times greater than the measured size of the known universe) and the results are modeling artifacts due to the unphysical values.

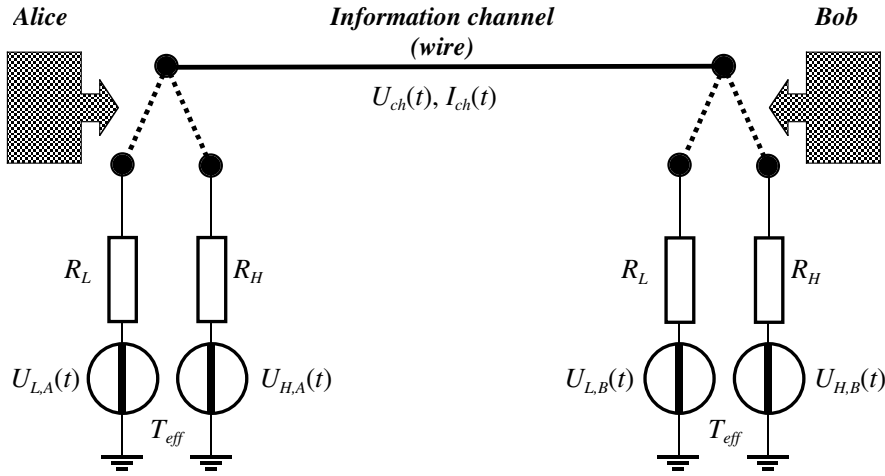
At the low cable impedance limit, the observed artifacts are due to violating the recommended (and tested) conditions by neglecting the cable capacitance restrictions and using about 100 times longer cable than recommended without cable capacitance compensation arrangement.

Finally, we analyze the proposed method to increase security by dropping only high-risk bits. We point out the differences between different types of high-risk bits and show the shortage of this strategy for some simple key exchange protocols.



## 1. Introduction

In a recent paper [1] a circulator-based development and computer simulations have been published about the secure key exchange system utilizing Kirchhoff's Law and Johnson-like noise (KLJN cypher) [2-7], which is, at the moment, the only classical physical system offering unconditional security in the idealized limit. If the claims in [1] were valid, they could be of high impact on the future of the KLJN type systems. In the present paper, we give a critical analysis of the results and claims in [1], especially about the circulator arrangement, the theory, the computer simulations of the original system proposed in [2] and their interpretations, and about the proposal of dropping high-risk bits to enhance security.



**Figure 1.** Model of the idealized KLJN cypher (secure key exchange system) [2].

First we briefly survey the necessary background to help the reader to follow the argumentations. Figure 1 shows the model of the idealized KLJN cypher designed for secure key exchange in [2]. The resistor  $R_L$  and  $R_H$  represent the low,  $L$  (0), and high,  $H$  (1), bits, respectively. At each clock period, Alice and Bob randomly choose one of the resistors and connect it to the wire line. The situation  $LH$  or  $HL$  represents secure bit exchange [2], while  $LL$  and  $HH$  are insecure. The Gaussian voltage noise generators (white noise with publicly agreed bandwidth) represent a corresponding thermal noise at publicly agreed effective temperatures  $T_{eff}$  (typically  $T_{eff} > 1$  billion Kelvins [3]). The power density spectra  $S_{u,L}(f)$  and  $S_{u,H}(f)$  of the voltages  $U_{L,A}(t)$  and  $U_{L,B}(t)$  supplied by the voltage generators in  $R_L$  and  $R_H$  are given as:

$$S_{u,L}(f) = 4kT_{eff}R_L \quad \text{and} \quad S_{u,H}(f) = 4kT_{eff}R_H \quad . \quad (1)$$



In the case of secure bit exchange (*LH* or *HL* situations), the power density spectrum of channel voltage  $U_{ch}(t)$  and channel current  $I_{ch}(t)$  are given as (see [2] for further details):

$$S_{u,ch}(f) = 4kT_{eff} \frac{R_L R_H}{R_L + R_H} \quad (2)$$

and

$$S_{i,ch}(f) = \frac{4kT_{eff}}{R_L + R_H} \quad (3)$$

Observe that during the *LH* or *HL* situation, due to linear superposition, Equation-2 is the sum of the spectrum of two situations: When only the generator in  $R_L$  is running:

$$S_{L,u,ch}(f) = 4kT_{eff} R_L \left( \frac{R_H}{R_L + R_H} \right)^2 \quad (4)$$

and when the generator in  $R_H$  is running:

$$S_{H,u,ch}(f) = 4kT_{eff} R_H \left( \frac{R_L}{R_L + R_H} \right)^2 \quad (5)$$

The ultimate security of the system against passive attacks is provided by the fact that the power  $P_{H \rightarrow L}$  with which resistor  $R_H$  is heating  $R_L$  is equal to the power  $P_{L \rightarrow H}$  with which resistor  $R_L$  is heating  $R_H$  [2]. This follows directly from the second law of thermodynamics and the energy conservation law; the proof can also be derived from Equations 3 for a frequency bandwidth of  $\Delta f$  by:

$$P_{L \rightarrow H} = \frac{S_{L,u,ch}(f) \Delta f}{R_H} = 4kT_{eff} \frac{R_L R_H}{(R_L + R_H)^2} \quad (6a)$$



$$P_{H \rightarrow L} = \frac{S_{H,u,ch}(f)\Delta f}{R_L} = 4kT_{eff} \frac{R_L R_H}{(R_L + R_H)^2} \quad (6b)$$

The equality  $P_{H \rightarrow L} = P_{L \rightarrow H}$  (see Equations 6) is in accordance with the *second law of thermodynamics*; violating this equality would mean not only violating basic laws of physics, but also that Eve could utilize the voltage-current crosscorrelation  $\langle U_{ch}(t)I_{ch}(t) \rangle$ , which is normally zero, to extract the bit [2].

Any deviations from this circuitry, including parasitic elements, inaccuracies, non-Gaussianity of the noise, etc. will cause potential information leak toward the eavesdropper (Eve) [8-11]. For further analysis design aspects and comparisons, see [3,9,11]. The situation is similar to quantum key exchange systems, which is the only unconditionally secure competitor of the KLJN system, where idealistic situations (e.g. single photon source, noise-free channel) are unreachable in a real physical system. The experimental results in [3] clearly demonstrate that the KLJN cypher outperforms the raw-bit security of conceptual quantum communicators. Because of the non-zero information leak due to non-ideality effects, both the KLJN and quantum communicators require privacy amplification [12] of the raw bits, which is a proper algorithmic transformation making a shorter key of high security from the longer raw key of low security.

To provide unconditional security against invasive attacks, the fully armed KLJN cypher system is monitoring the instantaneous current and voltage values, at both ends (i.e., Alice and also Bob) [3,13], and these values are compared either via broadcasting them or via an authenticated public channel. It is important to note that these current and voltage data contain all the information Eve can have. This implies that Alice and Bob have full knowledge about the information Eve may have; a particularly important property of the KLJN system that can be utilized in secure key exchange. This situation implies the following important features of the KLJN system:

1. The KLJN system is *always unconditionally secure*, even when it is non-ideal, in the following sense. The current and voltage data inform Alice and Bob about the exact information leak. Hence, they can always decide either to shot down the



communication or to take the risk. Notice that this is a stronger property than that of quantum communicators.

**2.** Even when the communication is jammed by invasive attacks or inherent non-idealities in the KLJN system, the system remains secure because no information can be eavesdropped by Eve without the full knowledge of Alice and Bob about this potential incidence, and without the full information Eve might have extracted, see also Section 3.

**3.** The KLJN system is naturally and fully protected against the man-in-the-middle attack [13], *even during the very first run of the operation* when no hidden signatures can be applied yet. This feature is provided by the unique property of the KLJN system that zero bit information can only be extracted during a man-in-the-middle attack because the alarm goes on before the exchange of a single key bit has taken place [13].

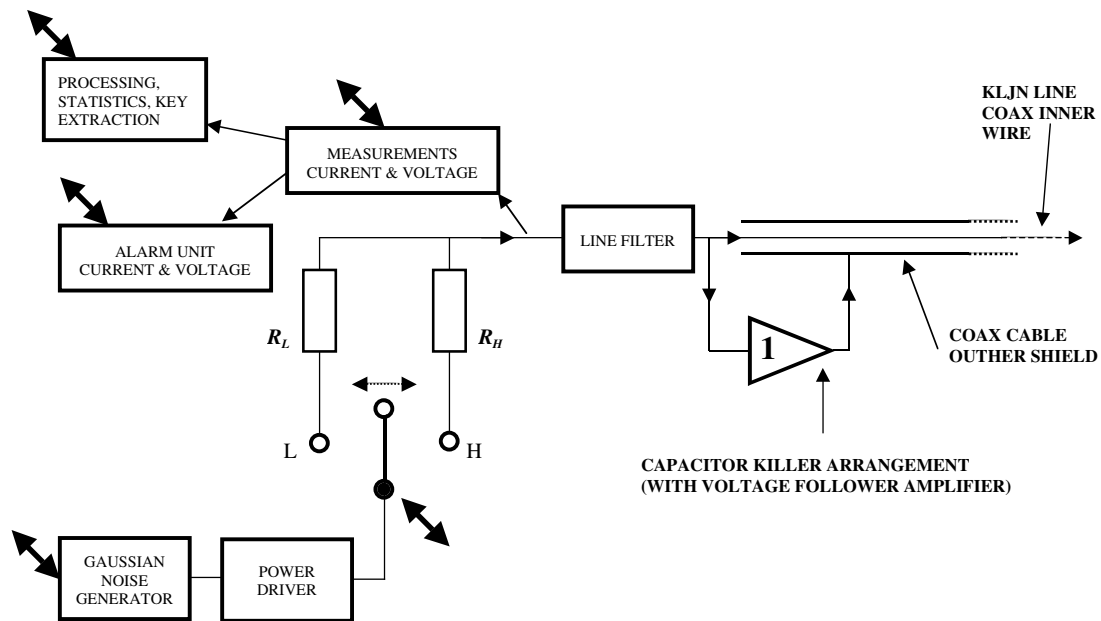
The outline of the prototype of the KLJN cypher [3] is shown in Figure 2. The various non-idealities have been addressed by different tools with the aim that the information leak due to non-idealities should stay below 1% of the exchanged raw key bits. It is important to note that while 1% is about the lowest limit an idealistic quantum communicator may achieve, for the KLJN cypher it was 0.19% for the best attack [3]. In the present paper, we are only concerned about two of these tools (see also Section 2):

(i) The role of the line filter (and that of the band limitation of the noise generator) is to provide the no-wave limit in the cable (see Figure 2). That is, the shortest wavelength component in the driving noises should be much longer than the double of the cable length in order to guarantee that no active wave modes and related effects (e.g., reflection, invasive attacks at high frequencies, etc) take place in the cable. While in [2] an upper limit for the cable length of 10% of the shortest noise wavelength was proposed, the system was tested in [3] with parameters relevant to cable length of 5% of the shortest noise wavelength.

(ii) Another tool to fight non-idealities is the cable capacitance compensation



(capacitor killer) arrangement (see Figure 2). With practical cable parameters and their limits, there is a more serious threat of the security: the cable capacitance shortcuts part of the noise current and that results in a greater current at the side of the lower resistance end yielding an information leak. This effect can be avoided by a cable-capacitor-killer [3] using the inner wire of a coax cable as KLJN line while the outer shield of the cable is driven by the same voltage as the inner wire. However, this is done via a follower voltage amplifier with zero output impedance. The outer shield will then provide all the capacitive currents toward the ground and the inner wire will experience zero parasitic capacitance. Without capacitor killer arrangement and practical bare-wire line parameters, the recommended upper limit of cable length is much shorter depending on the driving resistor values  $R_L$  and  $R_H$ . For example, the reported measurements in [3] used 5 kHz noise bandwidth and 2 km range for the capacitor killer arrangement. That was 5% of the wavelength corresponding to the 5 kHz cut-off frequency. However, without capacitor killer, the allowed upper limit for bare-wire arrangement would have been only 1% of the range limit mentioned above (see page 980 in [3]), that is, only 0.05% of the wavelength, which is 20 meters.



**Figure 2.** The tested KLJN cypher [3]. Double-ended arrows symbolize computer control.

## 2. Security: theory, circulators, cables and modeling.

In this section, we focus on the physical aspects and implications of the claims in [1].



## ***2.1 The "no-wave" frequency regime***

First, we provide the valid physical picture about cables in the no-wave limit. These considerations are well known for a very long time and we use standard textbook material, as well as well-established classical theories and pictures [14-16]. We first address the theory describing cable reflections in [1] and [8].

Electromagnetic waves are described as wave solutions of the Maxwell Equations [14] where half of the wave energy is carried by the electrical field and the other half by the magnetic field. Stationary wave solutions in a finite size cable are given by a Fourier series consisting of propagating forward and backward wave modes. The lowest frequency wave mode's wavelength is the double of the cable length. Since no lower frequency wave modes exist in a cable, lower frequency signal components do not propagate as a wave but as a retarded (no-wave) potential or a near field around an antenna. Thus such a propagating potential lacks of basic wave properties, such as interference and reflection.

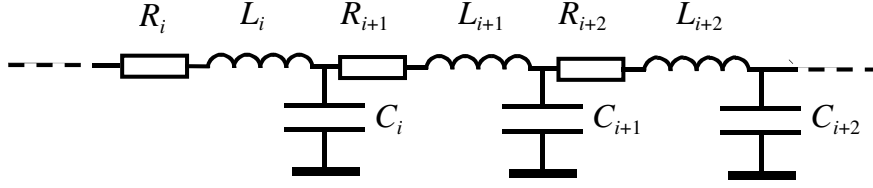
Therefore, Equations 1-6 in [1] containing reflection and transmission coefficients, which are intended to describe the original system [2] and the new circulator-based setup [1], are *invalid* because no reflection can exist at the given conditions of no-wave regime: cable length is at most 5% of the shortest signal wavelength, the essential regime of security [2,3,9]. A simple example from optics clearly illustrates this situation: using a 500 nanometers visible light for communication, the maximal allowed length of the optical fiber would be  $0.05 \cdot 500 = 25$  nanometers. This means that only about 100 atoms would separate the outputs of Alice and Bob: they are virtually collocated!

## ***2.2 Cables and their simulation in the no-wave limit***

Cables in the high-frequency limit can be described by a distributed *RLC* network (see Figure 3). In this picture, wave means a propagating voltage/current disturbance with half of the energy in the capacitors due the voltage of the wave and half in the inductors due to the current of the wave. Example: driving a cable at one end with a voltage generator in the no-wave (low-frequency) limit with no load at the other end means no current because the impedance of the capacitors is large and thus there is no current and related energy in the inductors. Hence all the electrical energy is present only in the capacitors and therefore not in a wave mode. Time delay effects in such case are no-wave types of retarded potentials and thus, they neither get



reflected nor do interfere like waves do.



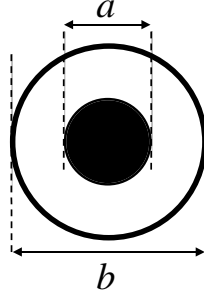
**Figure 3.** The cable is a distributed RLC network. Wave means a propagating disturbance where half of the energy is carried by the capacitors and the other half by the inductors. Other types of disturbances do not have wave properties, such as interference and reflection.

In the cable simulations presented in [1] the cables were characterized by their wave impedance  $Z_0$ . The wave impedance of the cable in the high-frequency limit is given as

$$Z_0 = \sqrt{\frac{L_0}{C_0}} \quad , \quad (7)$$

where  $L_0$  and  $C_0$  are the characteristic cable inductance and capacitance relevant for 1 meter cable length. It is important to recognize that the wave impedance alone does not determine the cable behavior at such short distances and provides only the ratio  $L_0 / C_0$  , but not the actual values of  $L_0$  and  $C_0$ . There is an infinite number of pairs of cable capacitance and inductance for a given wave impedance because only the ratio of  $L$  and  $C$  is determined. This has important implications. The resultant generator resistance driving the cable at the two ends will determine if the cable shows capacitive or inductive response. For example, in the case of high-resistance drive and short cable (no-wave regime), cable capacitance effects will dominate the transfer characteristics and the wave impedance does not contain enough information to determine the behavior because it leaves the actual capacitance value undetermined. Thus, for simulations in such a case, like in [1], the wave impedance alone is irrelevant (see also Section 2.5).





**Figure 4.** Cross-sectional view of the coaxial cable and the related definitions:  $a$  is the diameter of the inner wire and  $b$  is the internal diameter of the outer shield.

In this paper, we focus on coaxial (coax) cables (see Figure 4) because of their potential for capacitor killer arrangement. However at a few points we will also show that two-wire lines result in a similar conclusion. The approximate characteristic capacitance and inductance of coax cables are given as [15,16] :

$$C_0 = \frac{2\pi\epsilon_r\epsilon_0}{\ln(b/a)} \text{ (Farad/meter)} \quad , \quad (8)$$

$$L_0 = \frac{\mu_r\mu_0 \ln(b/a)}{2\pi} \text{ (Henry/meter)} \quad . \quad (9)$$

With the practical values of the relative permeability  $\mu_r = 1$  , the wave impedance is [15,16]:

$$Z_0 = \frac{138}{\sqrt{\epsilon_r}} \ln(b/a) \text{ (}\Omega\text{/meter)} \quad (10)$$

and, in the case of given wave impedance, inner wire diameter  $a$ , and relative dielectric constant  $\epsilon_r$  , the required inner diameter of shield (the lower limit of coax cable diameter) is:

$$b = a \exp \frac{Z_0 \sqrt{\epsilon_r}}{138} \text{ (meter)} \quad (11)$$

Supposing a coax cable and  $Z_0 = 100 \Omega$  (see Figure 4a in [1]), and dielectric constant



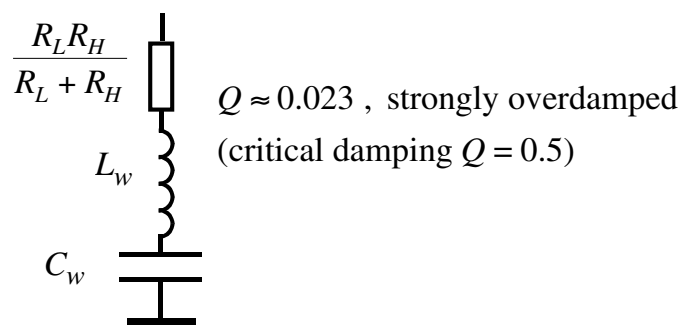
$\varepsilon_r = 1$ ,  $a=1$  mm, we obtain  $d= 2.1$  mm. The characteristic inductance (Equation 9) is  $L_0=1.48*10^{-07}$  Henry/meter and the total inductance of the simulated 2 kilometers line in [1] is  $L= 2.96*10^{-4}$  Henry. The impedance of that inductance at the allowed highest frequency in the noise bandwidth is  $Z_L(5kHz) = 9.29\Omega$  which is far below the value  $R_w = 200 \Omega$  of practical resistance of the cable in [3]. Thus the voltage drop in the wire is purely dominated by the resistance (Bergou-Scheuer-Yariv effect [3]).

The lower limit ( $\varepsilon_r = 1$ ) of characteristic capacitance is  $C_0=8*10^{-11}$  Farad/meter, which is at the lower end of practical values. Thus the lower limit of total cable capacitance for the 2 kilometers length in [1] is  $C=1.6*10^{-7}$  Farad.

To show the non-existence of reflections from another aspect, we give a pessimistic estimation about the possibility of oscillations by concentrating the distributed *RLC* elements of the cable into discrete circuit elements (see Figure 5). The quality factor  $Q$  of the concentrated *RLC* serial resonator is:

$$Q = \frac{L/R}{\sqrt{LC}} = 0.0228 \quad (12)$$

where  $R$  is now the sum of  $R_w = 200 \Omega$  and the resultant diving resistance ( $1.69k\Omega = 2k\Omega \parallel 1k\Omega$ ) used by Alice and Bob.

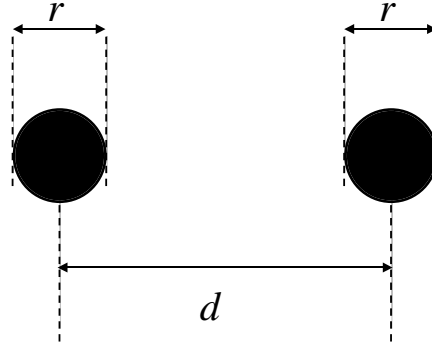


**Figure 5.** The cable capacitance, cable inductance, cable resistance and driving resistance can be concentrated into lumped circuit elements when the cable length is much shorter than the signal wavelength. When the driving resistance is much greater than the wave impedance of the cable, the cable acts as a capacitor and the inductance can be neglected.

Such an extremely low  $Q$  factor means that the cable with these parameters is a totally overdamped system with neither reflections nor oscillations because the critical limit of the overdamped (non-oscillating) range is  $Q = 0.5$ . Below this limit, the system



shows no oscillation but a monotonic relaxation. This is another, phenomenologic interpretation why reflections cannot occur in the frequency range of the no-wave regime. This holds not only for the concentrated circuitry but also for the cable with the distributed elements. The reason is that, for the distributed elements, the  $(2\pi\sqrt{L_i C_i})^{-1}$  eigenfrequencies are higher and thus they are more beyond the noise bandwidth than those of the concentrated elements. When the driving resistance is much greater than the wave impedance of the cable, like here, the cable acts as a capacitor and the inductance can be neglected. Therefore, if any oscillation had been observed during the simulations that would have been an artifact, for example errors caused by stray frequency components due to aliasing issues, etc.



**Figure 6.** Cross-sectional view of the two-wire cable and the related definitions:  $r$  is the diameter of the inner wire and  $d$  is the distance between the centers of the wires ( $d > r$ ).

For practical free-standing two-wire lines [15,16] we have the corresponding quantities (see Figure 6 for definitions):

$$C_0 = \frac{\pi \epsilon_r \epsilon_0}{\ln[(d - r_0)/r_0]} \text{ Farad/meter} \quad (13)$$

$$Z_0 = 276 \log_{10}(d/r) \quad , \quad \text{thus} \quad d = r 10^{Z_0/276} \quad , \quad (14)$$

with similar implications.

### 2.3 Breaking the security of the circulator-based key exchange proposed in [1]

Here we show that for the conditions (no-wave frequency regime) where the



classical KJLN cipher is unconditionally secure, the circulator system introduced in [1] is insecure because there is a non-zero net power flow toward the higher resistance. The circulator-based key exchange system proposed in [1] is shown in Figure 7. Since the proposed circulator [1] contains active elements (3 operational amplifiers, see reference 9 in [1]), it must be checked if the second law of thermodynamics, the base of security, is still satisfied. The circuitry in [1] guarantees that the line is closed by the  $Z_0$  impedance at both ends and a proper control of the voltage generators guarantees that the channel voltage contributions by the circulators at the two ends are the same as in the KLJN system in Figure 1. To show that the system is insecure, let us apply it at the most idealistic conditions of the KLJN system, i.e., at zero wire length. Then no reflection and delay terms exist. Let us suppose that we have the  $LH$  or  $HL$  situation. Activate the voltage generator only at one end and determine then the line voltage. Since the system exactly emulates the voltages in the KLJN system, Equations 4 and 5 will indeed correctly describe the two possible results of the noise spectrum of the line voltage. When the generators at both sides are activated, the total spectrum will be the sum of these in accordance of the linear superposition theorem. Thus everything looks fine concerning voltages. However, the cross heating terms will be different because both ends of the line are closed by the same impedance  $Z_0$  emulated by the circulator.

$$P_{L \rightarrow H} = \frac{S_{L,u,ch}(f)\Delta f}{Z_0} = \frac{R_H}{Z_0} 4kT_{eff} \frac{R_L R_H}{(R_L + R_H)^2} \quad (15)$$

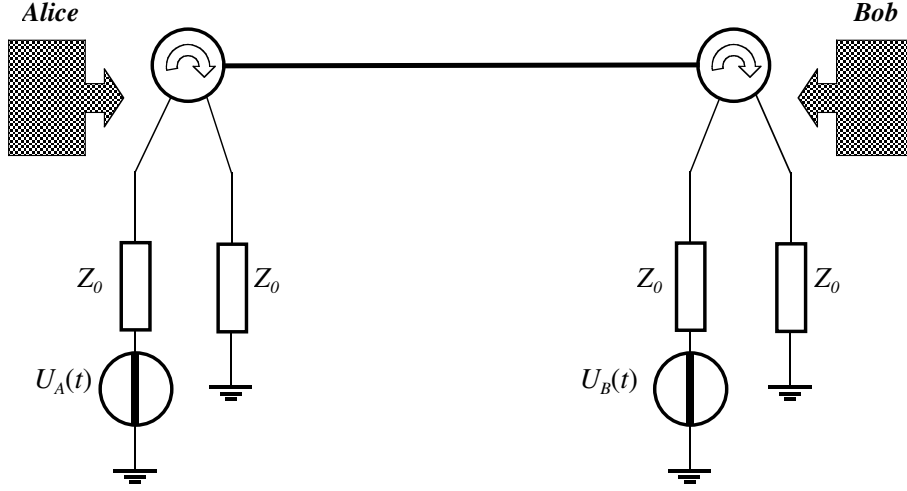
$$P_{H \rightarrow L} = \frac{S_{H,u,ch}(f)\Delta f}{Z_0} = \frac{R_L}{Z_0} 4kT_{eff} \frac{R_L R_H}{(R_L + R_H)^2} \quad (16)$$

Thus,  $P_{L \rightarrow H} = \frac{R_H}{R_L} P_{L \rightarrow H} \gg P_{H \rightarrow L}$  and therefore, there is a net power flow

$$P = P_{L \rightarrow H} - P_{H \rightarrow L} = \frac{R_H - R_L}{Z_0} 4kT_{eff} \frac{R_L R_H}{(R_L + R_H)^2} \text{ toward the circulator emulating}$$

the  $H$  bit. Eve can simply evaluate the voltage-current crosscorrelation  $\langle U_{ch}(t)I_{ch}(t) \rangle$  to detect the direction of net power flow and thus identify the circulators with the  $H$  bit and the  $L$  bit.





**Figure 7.** The circulator-based secure key exchange proposed in [1] to replace the KLJN system of Figure 1.

In conclusion, the thermodynamics of the system does change by introducing circulators in the no-wave regime where circulators require active elements (operational amplifiers). In the wave-regime, where circulators are normally applied, the current and voltage effective amplitudes are interrelated via the wave impedance. However, in the idealistic no-wave regime, the current and voltage effective amplitudes are interrelated not via the wave impedance, but via the resultant closing impedances at the two cable ends. This situation makes the emulation of the KLJN cypher by the proposed circulator arrangement flawed because the end impedance differs from the KLJN situation and, though the line voltage is correctly emulated, the currents are not.

In conclusion, the proposed circulator-based key exchange system in [1] is not secure.

#### **2.4 High-impedance simulation results in [1]: heavily unphysical parameters**

Here we explore the implications of cable parameters used for the simulations in [1]. In Section 2.2, we have already pointed out that the wave impedance is a completely irrelevant parameter for the given combination of cable length and frequency band. We now show that the simulations used in [1] in the high wave impedance regime ( $2 \text{ k}\Omega < Z_0 < 11 \text{ k}\Omega$ ) inherently assume heavily unphysical cable parameters.

With a coax cable of  $Z_0 = 11 \text{ k}\Omega$  (see [1]), inner wire diameter of 1 millimeter and  $\epsilon_r = 1$ , according to Equation 11 in Section 2.2, the required coax shield diameter



is  $4.15 \cdot 10^{31}$  meters. This is more than 28000 times greater than the size of the known universe (156 billion light years =  $1.48 \cdot 10^{27}$  meters [17])!

At  $Z_0 = 4.7 \text{ k}\Omega$  (see the simulation data in Figure 4b in [1]), the required cable diameter is  $6.18 \cdot 10^{11}$  meters which is about the same size as the mean distance of the Earth and Jupiter ( $7.79 \cdot 10^{11}$  meters) [18]. At  $Z_0 = 2 \text{ k}\Omega$  [1], which is the boundary case of the two observed type of behaviors of current and voltages in [1], the required cable diameter is 1.97 kilometers, which is basically the same size as the 2 kilometers range of communication, that is, the length of the cable in [1].

Though our focus is on coax cables, we note that the situation of two-wire lines produces even more unphysical values. With  $r = 1$  millimeter and  $Z_0 = 11 \text{ k}\Omega$ , Equation 14 yields  $d = 7.16 \cdot 10^{36}$  meters which is more than one billion times greater than the known size of the universe (see above). With  $Z_0 = 4.7 \text{ k}\Omega$  (Figure 4 b in [1])  $d = 1.1 \cdot 10^{14}$  meters which is about 20 times greater than the planetaric-size of the solar system (the mean distance of the Sun and Pluto is  $5.9 \cdot 10^{12}$  meters [19]). With  $Z_0 = 2 \text{ k}\Omega$ , [1] the distance  $d$  between the cables is 17.6 km, 8.8 times longer than the range of communication (2 kilometers), that is, the modeled cable length [1].

Therefore, we regard all the simulation results for the high impedance range,  $2 \text{ k}\Omega < Z_0 < 11 \text{ k}\Omega$ , including Figure 4 b in [1], as massively non-physical. They are unphysical because, among others, the cable equations and simulation programs are all based on the key assumptions that the *length of the cable is much greater than its diameter*.

It is an open question how the applied simulation program LTSpice accepted and processed the massively unphysical cable parameters. The clarification of this question is out of the scope of our paper. Though the unphysical nature of the large wave impedance parts of the simulations makes further considerations unnecessary, we also note that if the data in the LTSpice program did not get corrupted by the non-physical parameters then the observed difference of the voltages can be simply due to the cable inductance. When the cable inductance is large enough so that its impedance  $Z_L(f) = 2\pi fL$  becomes comparable to the resultant resistance of driving by Alice and Bob (see below), the inductance will separate Alice and Bob and a similar security breach takes place as with the wire resistance issue [4,8,9]. However, with practical



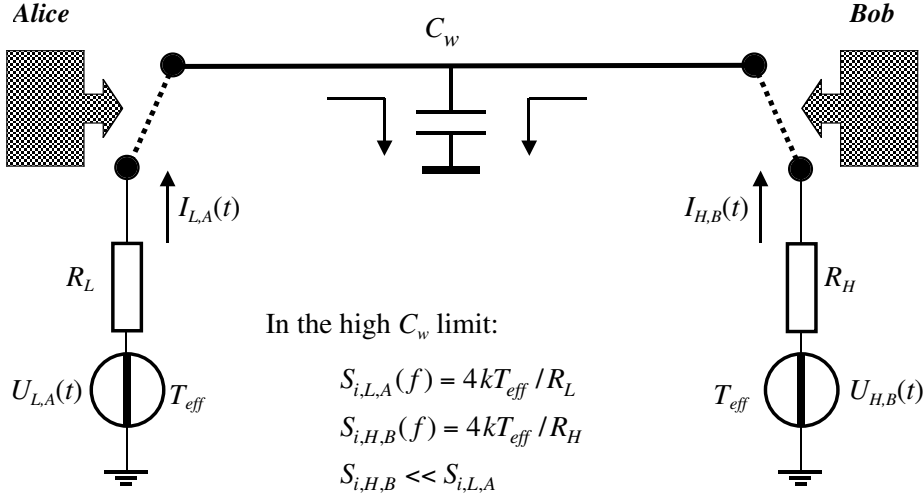
cable arrangements, when the driving resistances are greater than the wave impedance and the length is max 5% of the wavelength, the cable inductance effect is always negligible. The only way to observe this in simulations is to use unphysical/unpractical parameters, as it has happened in [1].

### ***2.5 Low-impedance simulation results in [1]: cable capacitance artifacts***

As mentioned above, according to earlier estimations (see [3], page 981) using the driving resistances discussed above, without capacitor killer arrangement only 1% of the nominal communication length (i.e. 0.05% of the wavelength) could have been utilized as range in [3]. Cable parameters in the simulations in [1] with the low wave impedances (see Figure 4a in [1]) violate this standard practical recommendation and assumption about handling the cable capacitance problems. The same high driving resistance values as in the experiments in [3] ( $2k\Omega$ ,  $11k\Omega$ ) are used in the simulations in [1] for the same range (2 kilometers) but without capacitor killer. Notice that this is 100 times longer cable than allowed. Thus the low wave-impedance simulation results are cable capacitance artifacts (see point (ii) in Section 1) and hence, in contrast to the conclusion in [1], they do *not* imply the insecurity of the KLJN cypher. Of course, not surprisingly, the KLJN cypher may become insecure in case of inappropriate use. Note, however, that remark 1 about unconditional security given in Section 1 still holds because Alice and Bob have full knowledge about Eve's information. See also Section 3.

With the simulated arrangements in [1], where no capacitor killer was applied and the length was at 2 km, the resistors of Alice and Bob were virtually shortcut by the cable capacitance in the high-frequency range where the dominant portion of the noise power is located. The simple model of this case is shown in Figure 8, together with the relevant equations for the high-capacitance limit. The impedance of the capacitance is much less than  $R_L$ , therefore the capacitor represents a short circuit toward the ground and the currents at Alice and Bob's ends are simply the thermal noise current of the noise voltage generators.





**Figure 8.** Illustration of the cable capacitance artifact leading to incorrect conclusion about the security of the KLJN cypher during the low wave impedance simulations in [1].

The current will be greater at the end with the lower resistance, just like it was observed in [1]. In the worst case, the ratio of the currents of the two sides is  $R_H/R_L$ . Supposing that Alice has the  $2\text{ k}\Omega$  and Bob the  $11\text{ k}\Omega$  resistance, the mean-square current at Alice's side can be 5.5 times greater than Bob's in the worst case. This implies that Bob's effective current amplitude is only 42% of the current at Alice's end. The current amplitudes shown in Figure 4a [1] support this observation, even though we have no information about the value of the actual cable capacitance LTSPice used for the simulation.

Let us make a more accurate estimation with the practical cable data used in Section 2.2. For the resultant driving resistance  $R = 1.69\text{ k}\Omega$  we get  $f_c = 1/2\pi RC \approx 0.59\text{ kHz}$ . Since the total noise bandwidth is  $5\text{ kHz}$ , the band  $0.59\text{ kHz} < f < 5\text{ kHz}$  is cut off by the cable capacitance. This means that only about 12% of the total noise power is used for communication; the rest, 88% is shorted by the cable capacitance. This implies a serious security risk.

On the other hand, taking 1% of the 2 km length (20 meters) would result in a cutoff frequency of 59.63 kHz and guarantee that the capacitive shunt currents stay sufficiently low to achieve the aimed raw bit information leak in the order of 1% [3, 9, 11].



Finally, note that Eve could use much more efficient tools than in [1], e.g. by calculating the mean product (crosscorrelation) of the time-derivative of the line voltage and the currents at the two ends of the line. The side where this product is greater has the  $L$  bit.

### 3. Key Exchange by Dropping High-Risk Bits

We now comment a second remark in [1] stating: Alice and Bob “*can drop high risk bits from the stream to decrease the risk [2]. Such an approach will reduce the effective key generation rate and is subject to further crypto-analysis.*”

We first note that the high-risk bits destined to be dropped in [2] are restricted only to the  $LL$  and  $HH$  bits because the state of the system is always publicly known for these types of bits. Accordingly, the locations of *all* such bits are also publicly known and hence, these bits can be dropped without loss. Clearly, this transformation will halve the key generation rate, as the  $LL$  and  $HH$  bits form about 50% of all the bits. We also note that dropping the  $LL$  and  $HH$  bits is done automatically at the very beginning and is a trivial but essential step of the secure key exchange method described in [2]. Neither Alice and Bob nor Eve will try to use these bits anymore. Thus, in what follows, we focus only on sequences not containing any  $LL$  and  $HH$  bits. Such sequences will be referred to as *basic* sequences.

Besides  $LL$  and  $HH$  bits, we have to consider the other type of high-risk bits causing information leak due to non-idealities, stray components, inaccuracies, etc. This type of high-risk bits is of completely different nature (see [1] and [2] for a detailed discussion). To comment the remark cited above from [1] for these types of high-risk bits, we first recall that Alice and Bob have full knowledge of the system state, as well as of the whole information (current/voltage data) Eve can have. To the best of our knowledge, this is a unique characteristic feature of the  $KLJN$  cypher among the existing physical secure key exchange systems that can be utilized in improving the security. Moreover, Alice and Bob also know the best strategy for the most efficient bit estimation. Since they can assume without loss of generality that Eve uses this best strategy, Alice and Bob also know her guess, or equivalently, they know whether or not Eve's guess is correct. On the other hand, Eve knows the probability  $P$  ( $>0.5$ ) by which she can successfully guess the  $LH$  and  $HL$  bits in the underlying system. However, she never knows if her guess of a particular  $LH$  or  $HL$



bit is correct or not. We recall that the success probability  $P$  can be derived from the system parameters; we consider the worst-case scenario that these parameters are publicly known. Below we assume the much worse case that Eve knows not only  $P$ , but also the number  $M$  of correctly guessed  $LH$  and  $HL$  bits. This assumption enables a simplified analysis of the number of potential keys. For the rest of this section, by high-risk bits we will mean the  $LH$  and  $HL$  bits correctly guessed by Eve. Furthermore, we will always assume that the underlying key exchange protocol is also known for Eve. Before going into the details, we note that if Alice and Bob use the entire basic sequence as final key then, for all basic sequences, the number of potential keys for Eve is exactly  $\binom{N}{M}$ . This number will be regarded as the *baseline* measure for the risk.

- a) Consider first the key exchange protocol that Alice and Bob drop *all* high-risk bits from the basic sequence. Since Eve knows  $N$  and  $M$ , as well as the protocol, she can obtain the set of potential keys for this case by dropping  $M$  bits from the basic sequence in all possible ways. Thus,  $\binom{N}{M}$  remains an upper bound on the number of potential keys and hence, this protocol does not decrease the baseline risk. It can, however, increase it because the sharpness of the above bound depends on the basic key eavesdropped by Eve. As an extreme example, consider the case that Eve's basic sequence consists of only ones. Clearly, she can easily reason that the final key is the sequence consisting of  $N - M$  zeros. Thus, dropping *all* high-risk bits may only *increase* the baseline risk.
- b) We now show that there exists no *deterministic* strategy based on dropping any subsets of the high-risk bits from the basic sequence such that it results in an increase of the security (i.e, in a decrease in the baseline risk). In fact, any such deterministic strategies may result only in a decrease in the security (see the case above for an extreme situation). More precisely, suppose that Alice and Bob determine the final key by a function  $T$  assigning a sequence  $k$  to the pair  $(k_{AB}, k_E)$ , where
  - a.  $k_{AB}$  is the basic sequence communicated by Alice and Bob,
  - b.  $k_E$  is the sequence eavesdropped by Eve, and



c.  $k$  is obtained from  $k_{AB}$  by dropping some high-risk bits.

For this protocol, Eve can guess  $k_{AB}$  from her sequence  $k_E$  in  $\binom{N}{M}$  different ways and then, as she knows  $T$  by the worst-case assumption, apply  $T$  to  $(k'_{AB}, k_E)$  for every guess  $k'_{AB}$ . The number of potential keys is therefore also at most  $\binom{N}{M}$ , i.e., even this more general strategy based on dropping any subsets of the high-risk bits does not decrease the risk. Notice, however, that the above bound is sharp only when  $T$  is injective in its first argument; all other choices of  $T$  do increase the baseline risk. We also note that the argument above holds for any arbitrary function  $T$ , i.e.,  $T$  need not be restricted to dropping high-risk bits.

c) Finally, we consider the case that Alice and Bob do not fix some deterministic strategy in advance and generate the final key from the basic sequence by (i) selecting first the high-risk bits to be dropped with some unknown strategy and (ii) exchanging then the positions of the bits kept. As an example of this protocol, consider the case that Alice first selects the high-risk bits to be dropped by some stochastic method (e.g., simple coin toss) and sends then these bit positions to Bob. (For the authentication, she can again utilize the KLJN cypher, as it is robust against the “man-in-the-middle” attack [13].) We regard again the worst-case that Eve is aware of the number  $M'$  ( $M' < M$ ) of high-risk bits dropped from the basic sequence, as well as of the  $N-M'$  bit positions kept from the basic sequence. Using these assumptions, for this case she can determine the set of potential keys by

- 1) dropping first the same  $M'$  bits from her eavesdropped sequence,
- 2) choosing  $N-M+M'$  positions in the sequence obtained, and
- 3) inverting each bit in all selected positions for every choice.

Since different choices in step 2) result in different keys in step 3), the number of potential keys is equal to the number  $\binom{N-M'}{N-M+M'} = \binom{N-M'}{M-M'}$  of possible

choices. As  $\binom{N}{M} > \binom{N-M'}{M-M'}$  always holds for every  $M' > 0$ , dropping only high-risk bits increases the risk for this protocol as well and is therefore a non-



optimal strategy.

A more generalized and practical crypto analysis of the privacy amplification of the non-idealistic KLJN cypher, including the situation when Eve works with the combination of the various strategies and utilizing system parameter fluctuations, is currently in progress by the present authors.

## Conclusions

We have refuted the claims in [1] concerning the security of the circulator-based key exchange system and the theory of the KLJN cypher. In particular, we have shown that, in contrast to the conclusion of [1],

- (i) the circulator-based key exchange system described in [1] is insecure and
- (ii) the arguments in [1] do not break the security of the KLJN system [2].

We have also studied a remark in [1] about a security-enhancing method based on dropping high-risk bits and shown for different protocols that this method does not increase the security. Our unpublished preliminary results however indicate that this method could still be useful if not only high-risk bits are dropped from the sequence communicated by Alice and Bob.

## Acknowledgements

Discussions with Pao-Lo Liu, Cam Nguyen, Zoltan Gingl and Robert Mingesz are appreciated.

## References

- [1] Pao-Lo Liu, "A new look at the classical key exchange system based on amplified Johnson noise", *Physics Letters A* **373** (2009) 901–904.
- [2] L.B. Kish, "Totally secure classical communication utilizing Johnson (-like) noise and Kirchhoff's law", *Physics Letters A* **352** (2006) 178-182.
- [3] R. Mingesz, Z. Gingl, L.B. Kish, "Johnson(-like)–Noise–Kirchhoff-loop based secure classical communicator characteristics, for ranges of two to two thousand kilometers, via model-line", *Physics Letters A* **372** (2008) 978-984.



- [4] Adrian Cho, "Simple noise may stymie spies without quantum weirdness", *Science* **309** (2005) 2148.
- [5] D. Jason Palmer, "Noise keeps spooks out of the loop", *New Scientist*, issue 2605 (23 May 2007), 32; [www.newscientisttech.com/channel/tech/mg19426055.300](http://www.newscientisttech.com/channel/tech/mg19426055.300)
- [6] [http://en.wikipedia.org/wiki/Kish\\_cypher](http://en.wikipedia.org/wiki/Kish_cypher)
- [7] L.B. Kish and R. Mingesz, "Totally secure classical networks with multipoint telecloning (teleportation) of classical bits through loops with Johnson-like noise", *Fluctuation and Noise Letters* **6** (2006) C9-C21.
- [8] Scheuer, A. Yariv, "A classical key-distribution system based on Johnson (like) noise—How secure?", *Physics Letters A* **359** (2006) 737.
- [9] L.B. Kish, "Response to Scheuer-Yariv: "A Classical Key-Distribution System based on Johnson (like) noise - How Secure?""", *Physics Letters A* **359** (2006) 741–744.
- [10] F. Hao, "Kish's key exchange scheme is insecure", *IEE Proceedings on Information Security* **153** (2006) 141-142.
- [11] L.B. Kish, "Response to Feng Hao's paper "Kish's key exchange scheme is insecure""", *Fluctuation and Noise Letters* **6** (2006) C37–C41.
- [12] C.H. Bennett, G. Brassard, C. Crepeau and U.M. Maurer, "Generalized Privacy Amplification", *IEEE Transactions on Information Theory* **41** (199) 1915-1923.
- [13] L.B. Kish, "Protection against the man-in-the-middle-attack for the Kirchhoff-loop-Johnson(-like)-noise cipher and expansion by voltage-based security", *Fluctuation and Noise Letters* **6** (2006) L57-L63.
- [14] J. D. Jackson, "Classical Electrodynamics", Second Edition, John Wiley & Sons, Inc. New York (1975).
- [15] Jerry C. Whitaker, "The Electronics Handbook", CRC-Press (1996).
- [16] Edmund Laport, "Radio Antenna Engineering", McGraw-Hill (1952); web access: [http://www.vias.org/radioanteng/rae\\_06\\_03.html](http://www.vias.org/radioanteng/rae_06_03.html)
- [17] Robert Roy Britt, "Universe Measured: We're 156 Billion Light-years Wide!", *Space* (2004, May 24), [http://www.space.com/scienceastronomy/mystery\\_monday\\_040524.html](http://www.space.com/scienceastronomy/mystery_monday_040524.html)
- [18] [http://www.nasa.gov/worldbook/jupiter\\_worldbook.html](http://www.nasa.gov/worldbook/jupiter_worldbook.html)
- [19] [http://www.swivel.com/data\\_columns/show/2202452](http://www.swivel.com/data_columns/show/2202452)