

Faceted Exploration of Emerging Resource Spaces

Hai Zhuge and Chao He

Abstract—Humans have the ability to recognize the real world from different facets. Faceted exploration is a mechanism for browsing and understanding large-scale resources in information network by multiple facets. This paper proposes an Emerging Resource Space Model, whose schema is a partially ordered set of concepts with *subclassOf* relation and each resource is categorized by multiple concepts. *Emerging Resource Space (ERS)* is a class of resources characterized by a concept set. ERSes compose a lattice (ERSL) via concept association. A series of exploration operations is proposed to guide users to explore through ERSL with more demanding and richer semantics than current faceted navigation. To fulfill instant response during faceted exploration, we devise an efficient algorithm for mining and indexing ERSL. The proposed model can effectively support faceted exploration in various applications from personal information management to large-scale information sharing.

Index Terms—Emerging semantics, Resource Space Model, faceted navigation, data cube, closed itemset mining.



1 INTRODUCTION

Faceted navigation is popular in e-commerce websites and digital libraries like eBay.com and WorldCat.org [24] [50] [25] [41] [13] [26] [36] [16] [39] [32]. A facet represents a classification on resources. For example, *gender (male, female)* and *age (young, middle, old)* are two facets of human resources, where *gender* and *age* are facet names while *male, female, young, middle* and *old* are facet values. Facet and facet value are analogous to dimension/axis and coordinate in Resource Space Model respectively [53] [55]. Compared with the fixed-path navigation in traditional taxonomy, faceted navigation allows users to access and filter resources by free combination of facet values. Its key component is dynamic taxonomy [37].

Current faceted navigation lacks rich semantics to fulfill exploration task. Firstly, a resource set can be retrieved by different sets of pre-defined facet values. When a resource set is retrieved, it is necessary to inform users of other sets of facet values corresponding to the same resource set. Secondly, more aggregations like *SUM* and *TopK* should be provided other than *COUNT*. Thirdly, advanced operations exposing the relations among resource sets should be supported.

Current faceted navigation is poor in schema flexibility [54]. Normally, a given domain is firstly decomposed into resource spaces, then a set of mutually-exclusive facets are decided for each resource space, and finally, facet values are determined. The underlying storage mostly adopts relational table or multidimensional access methods to store a resource space [7] [19] [31]. It is costly to add, delete and update a facet. Moreover, cross-space analysis by joining multiple resource spaces is too expensive to support real-time faceted exploration.

This paper proposes an Emerging Resource Space

Model (ERSM). Its schema is a partially ordered set of concepts which can be easily maintained. Each resource is categorized by multiple concepts. Facets and resource spaces are not pre-designed but emerge according to concept association. Emerging Resource Space (ERS) is a class of resources characterized by some concept set. ERSes compose a lattice (ERSL) in terms of set containment relation. The loosely-coupling property of the schema makes ERSM more flexible than current faceted navigation.

Exploration operations with richer semantics are proposed. Five of them expose facet semantics and aggregation semantics of a given ERS. Seven others are space operations for guiding users' surfing through ERSL.

To realize instant response during faceted exploration, an efficient algorithm *MIL* is devised to mine and index ERSL. Although closed itemset mining algorithms [33] [34] [9] [45] [51] and data cube compression algorithms [27] [44] [49] can be tailored to output all the ERSes, they rarely generate the lattice structure explicitly and efficiently. To the best of our knowledge, no index is available to support fast search and exploration through ERSL. *MIL* reuses the intermediate results during mining as index which significantly improves the efficiency of mining as well as the lattice construction. The algorithms for faceted exploration are also given.

In the following discussion, the proofs of all the lemmas and theorems are presented in the appendix.

2 EMERGING RESOURCE SPACE MODEL

2.1 Schema and Resource Categorization

ERSM schema is a set of concepts with *subclassOf* relation.

• The authors are with the China Knowledge Grid Research Group, Key Lab of Intelligent Information Processing, Institute of Computing Technology, Chinese Academy of Sciences, 100190, PO Box 2704-28, Beijing, China. E-mail: {zhuge, hc}@kg.ict.ac.cn. Technical Report of Knowledge Grid Research Center, KGRC-2009-02,

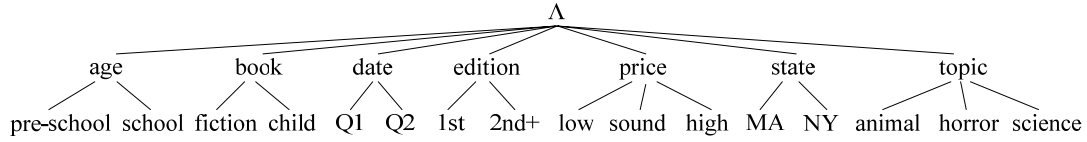


Fig. 1. The ERSM schema for online second-hand book exchange which defines only concepts and their *subclassOf* relation, where Q1="the first quarter", Q2="the second quarter", MA="Massachusetts" and NY="New York".

Definition 1. ERSM schema is a partially ordered set of concepts (\mathbf{C}, \leq) . For any a and b in \mathbf{C} , $a < b$ iff a is a subclass of b . Λ is the default concept "any" such that for any c in \mathbf{C} , $c \leq \Lambda$ holds.

Each resource is categorized by multiple concepts.

Definition 2. A label is a set of mutually-independent concepts. l is the function $\mathbf{U} \times \mathbf{R} \rightarrow \mathbf{L}$, where \mathbf{U} is the set of all users, \mathbf{R} is the set of all resources and \mathbf{L} is the set of all labels. $l(u, r)$ is the label of resource r tagged by user u . $w(r)$ and $w(u)$ are their weight values respectively such that $w(r), w(u) \in (0, 1]$.

Although each concept can be considered as a facet name or facet value, ERSM does not explicitly pre-design either facet or resource space. In the designer-centric setting, it is common that resource spaces have overlapping facets and that facets have overlapping values. To reduce such redundancy, complex relations like inheritance and composition between resource spaces are often introduced. ERSM avoids such cost to achieve better flexibility.

For personal information management, both schema and resource categorization are maintained by the owner. For domain specific application, the schema is defined by domain experts. For teamwork application, the schema is formed via team discussion. For social collaboration, the schema could be formed like Wikipedia and Open Directory Project (www.dmoz.org) while resource categorization could be achieved like *del.icio.us*.

EXAMPLE 1. Fig. 1 is the schema of ERSM for online second-hand book exchange. Fig. 2 depicts the corresponding resource categorization.

2.2 Emerging Resource Space and Its Views

According to concept association in resource categorization, the correspondence between concept sets and resource sets can be established. Denote the degree of resource r belonging to concept c by $\mu(r, c) = \sum_{u \in U(r, c)} w(u) / \sum_{u \in U(r, \Lambda)} w(u)$, where $U(r, c) = \{u : u \in \mathbf{U} \text{ and } \exists v \in l(u, r) (v \leq c)\}$. The concept set in which resource r is categorized in overall is denoted by $con(r) = \{c : c \in \mathbf{C} \text{ and } \mu(r, c) > \varepsilon\}$ where $0 \leq \varepsilon < 1$. The resource set categorized by concept set C is denoted by $R(C) = \{r : r \in \mathbf{R} \text{ and } C \subseteq con(r)\}$. In default, $R(\{\}) = \mathbf{R}$.

Facets and resource spaces emerge via concept association.

Definition 3. Given $S \subseteq \mathbf{R}$, S is an *Emerging Resource Space*

(ERS) if and only if $|S| \geq$ a threshold min_card and there exists $C \subseteq \mathbf{C}$ such that $R(C) = S$. Label V is a *view* of ERS S if and only if $R(V) = S$.

Each concept c in a view V of an ERS S can be treated as a facet name. Its facet values are the descendant concepts of c which refine S into another ERS. Hence V represents a multi-dimensional space display of the facet semantics of S .

Suppose $\varepsilon = 0$ and $min_card = 4$ in Example 1. All the ERSes are \mathbf{R} , $\{1, 2, 3, 5\}$ and $\{2, 4, 5, 6\}$. Fig. 3 (a) and (b) depict two different views of ERS $\{1, 2, 3, 5\}$, $\{edition, topic\}$ and $\{date, price, state\}$, respectively. Fig. 3 (c) describes the view $\{age, topic\}$ of ERS $\{2, 4, 5, 6\}$. Only related concepts are shown in each dimension of a view, e.g. *sound* is not in dimension *price* in Fig. 3 (b), and dimension *topic* consists of *horror* and *science* in Fig. 3 (a) while it is composed of *animal* and *science* in Fig. 3 (c).

The Resource Space Model emphasizes on space and its schema rather than resources [53] [54] [55]. In ERSM, however, resources become more important. Given an ERS, each view represents a perspective of its facet semantics and different users may access the ERS from different perspectives. It helps discover semantics from other views which might be neglected by current user. In the setting of social collaboration, views emerge as the result that different users have different semantics image of the real world.

Lemma 1. Let C_1 and C_2 be two concept sets. (1) $R(C_1 \cup C_2) = R(C_1) \cap R(C_2)$ holds. (2) If $C_1 \subseteq C_2$, $R(C_2) \subseteq R(C_1)$ holds.

Lemma 2. Let c_1 and c_2 be two concepts. If $c_1 \leq c_2$, $R(\{c_1\}) \subseteq R(\{c_2\})$ holds.

Given concept c , its descendants in concept set C are denoted as $des(C, c) = \{c' : c' \in C \text{ and } c' < c\}$ and its ancestors in C are denoted as $anc(C, c) = \{c' : c' \in C \text{ and } c < c'\}$. The minimal concepts in C are denoted as $floor(C) = \{c : c \in C \text{ and } \exists! u \in C (u < c)\}$.

uid	w	rid	tag	rid	w
1	0.2	1	horror, edition, MA, Q2, low(\$10), fiction	1	0.4
		2	2nd+, MA, fiction		
		4	animal, school, child	2	0.1
		5	1st, science, price(\$15), fiction		
		6	animal, child	3	0.5
		2	0.8	2	science, fiction, child
3	0.5	5	1st, MA, Q2, low(\$15)	4	0.2
		2	school, Q1, high(\$20), child		
		3	science, 2nd+, NY, Q1, high(\$25), fiction	5	0.2
		5	school, MA, high(\$15), child		
		6	animal, pre-school	6	0.7

(a)

(b)

Fig. 2. Resource categorization for online second-hand book exchange. There are three users in total whose weight values are in the second column in (a). The third and fourth columns in (a) are the identifiers and the tags of the resources categorized by each user. There are six resources in total whose weight values are in the second column in (b).

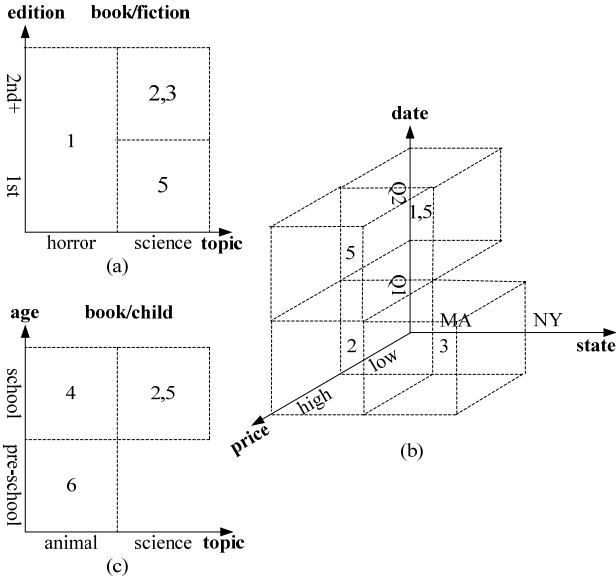


Fig. 3. Suppose $\varepsilon=0$ and $min_card = 4$ in Example 1. (a) and (b) depict two different views, $\{edition, topic\}$ and $\{date, state, price\}$, of the ERS $\{1, 2, 3, 5\}$, respectively. (c) depicts the view $\{age, topic\}$ of the ERS $\{2, 4, 5, 6\}$.

Lemma 3. (1) $R(anc(C, c)) \supseteq R(\{c\})$ holds. (2) If $des(C, c) \neq \{\}$, $R(des(C, c)) \subseteq R(\{c\})$ holds.

Lemma 4. Given concept c and label L , (1) if $des(L, c) \neq \{\}$, then $(L - des(L, c)) \cup \{c\}$ is a label; and, (2) if $anc(L, c) \neq \{\}$, then $(L - anc(L, c)) \cup \{c\}$ is a label.

2.3 Closed View and Irreducible View

An ERS may correspond to a lot of concept sets with overlapping semantics. To help users understand the facet semantics of an ERS, it is important to present its views to users in a complete and succinct way.

Let \mathcal{P} be the set of all the labels in 2^C . For $L_1, L_2 \in \mathcal{P}$, $L_1 \leq L_2$ if and only if for any concept c_2 in L_2 , there exists a concept c_1 in L_1 such that $c_1 \leq c_2$.

Lemma 5. (\mathcal{P}, \leq) is a poset.

Closed view is the most detailed description (lower bound) and irreducible view is the most abstract description (upper bound) of an ERS' facet semantics respectively.

Definition 4. Let V be a view of ERS S . V is *closed* if and only if for any label $L < V$, L is not the view of S . V is *irreducible* if and only if for any label $L > C$, L is not the view of S .

One-one relation exists between ERSes and closed views.

Lemma 6. Given two views V_1 and V_2 , if $V_1 \leq V_2$, $R(V_1) \subseteq R(V_2)$.

Lemma 7. Given two ERSes S and S' such that $S \subseteq S'$, let V be the closed view of S . For any view V' of S' , $V \leq V'$ holds.

Theorem 1. Any ERS has exactly one closed view.

Compared with the one-one relation between ERS and closed view, an ERS may have multiple irreducible views (at least one obviously). Suppose $\varepsilon=0$ and $min_card = 2$ in Example 1. Hence $S = \{1, 5\}$ is an ERS. It has exactly one closed view $\{Q2, low, MA, topic, edition, fiction\}$ and two irreducible views, $\{Q2\}$ and $\{low\}$.

Lemma 8. Let V be the closed view of ERS S . For any label L , L is a view of S if and only if there exists an irreducible view V' of S such that $V \leq L \leq V'$.

Accordingly, the semantics of all the views of an ERS can be fully expressed by its closed view and irreducible views. For any operation of generalizing, refining, adding or removing a concept in a view of an ERS, the ERS does not change if the result label of the operation is between the closed view and some irreducible view of the ERS.

In many applications, it is important to retrieve the context for the given query to help users make query intention clearer and carry out a better next-step query. Such exploration behavior is common in Web search engine. Closed views and irreducible views are especially useful to help users understand the context.

2.4 Aggregation Semantics

There are three basic aggregation semantics of a given ERS S :

1. *card*: its cardinality, i.e. the number of all the resources in S ;
2. *weight*: the total weight of all its resources, i.e. $weight(S) = \sum_{r \in S} w(r)$; and,
3. *topK*: the top-K of its resources with respect to resource weight.

card, *weight* and *topK* correspond to COUNT, SUM and MIN/MAX aggregations in OLAP respectively. The way to calculate space weight can also be used to compute other aggregations like $SUM(price)$ as well.

2.5 A Lattice of Emerging Resource Spaces (ERSL)

ERSes compose a lattice called *ERSL*. Fig. 4 depicts the *ERSL* corresponding to Example 1 when $\varepsilon = 0$ and $min_card = 2$.

Denote the set of all the ERSes when min_card is m by \mathcal{Q}_m .

Lemma 9. For any $S_1, S_2 \in \mathcal{Q}_m$, let $S = S_1 \cap S_2$. If $|S| \geq m$, then $S \in \mathcal{Q}_m$.

Lemma 10. For any $X \subseteq \mathcal{Q}_m$, if $|\bigcap_{S \in X} S| \geq m$, $\bigcap_{S \in X} S \in \mathcal{Q}_m$ holds.

Above properties indicate the intersection of any two or more ERSes is still an ERS if the result satisfies the min_card constraint.

Theorem 2. $(\mathcal{Q}_m \cup \{\emptyset\}, \subseteq)$ is a bounded complete lattice where \emptyset represents an empty resource set.

Any set of ERSes has the GLB (Greatest Lower Bound). However, their GLB is \emptyset does not mean they do not have any common resource. It just indicates that the number of their common resources is smaller than min_card . It is NP-hard in nature to compute the *ERSL*. Appropriate

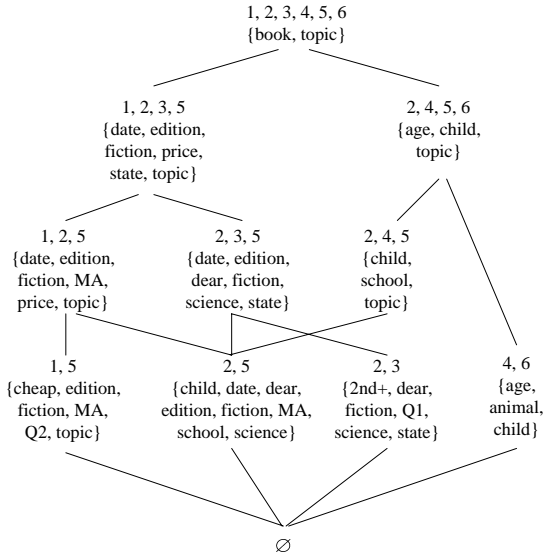


Fig. 4. The ERSL corresponding to Example 1 where $\varepsilon = 0$ and $min_card = 2$. The root node's ERS is $\{1,2,3,4,5,6\}$ and its closed view is $\{book, topic\}$.

min_card threshold can make the size of ERSL much smaller so as to be polynomial with the number of resources. However, it is still NP-hard to decide what min_card can achieve this. In practice, it can be set as a certain ratio of the number of all the resources.

ERSL remains the same on the arrival of new concepts if the partial order relation between current concepts remains the same. In Example 1, more topics may come up on the arrival of new books, which can be simply added as the child concepts of *topic*. So is the coming of new facets. The set of all the ERSes remains the same on concept removal. In this sense, ERSM schema is flexible.

3 FACETED EXPLORATION

Faceted navigation treats facets and facet values as basic elements. Hence it does not support navigation based on set relations and operations such as containment, similarity, and intersection. Our *faceted exploration* treats resource sets (ERSes) as basic elements. It provides more demanding and richer semantics based on ERSL.

3.1 Operations

The basic function for exploration is the search operation $search(C)$ which retrieves the ERS categorized by concept set C . Previous faceted navigation does not inform users of the closed view and irreducible views, and it often presents just *card* aggregation. Hence we define the following five operations to expose the facet semantics as well as aggregation semantics of the given ERS S :

1. $closedV(S)$: the closed view of S ;
2. $irredV(S)$: all the irreducible views of S ;
3. $card(S)$: the *card* aggregation value of S ;
4. $weight(S)$: the *weight* aggregation value of S ; and,
5. $topK(S)$: the *topK* aggregation value of S ;

Definition 5. The distance between two ERSes S_1 and S_2 is measured by $J(S_1, S_2) = 1 - |S_1 \cap S_2| / |S_1 \cup S_2|$ or $J_w(S_1, S_2) =$

$$1 - weight(S_1 \cap S_2) / weight(S_1 \cup S_2).$$

We simply denote J or J_w by $dist$.

Lemma 11. $dist$ is a metric distance function.

The following are five relations between ERSes S_1 and S_2 : (1) $S_1-equ-S_2$ if and only if (iff) $S_1 = S_2$; (2) $S_1-sup-S_2$ iff $S_1 \supset S_2$; (3) $S_1-sub-S_2$ iff $S_1 \subset S_2$; (4) $S_1-sim-S_2$ iff $|S_1 \cap S_2| \geq min_card$, $S_1 - S_2 \neq \{\}$ and $S_2 - S_1 \neq \{\}$; and (5) $S_1-nul-S_2$ iff $|S_1 \cap S_2| < min_card$. Based on $dist$, the following are three extended relations: (1) $S_1-sup(\delta)-S_2$ iff $S_1-sup-S_2$ and $dist(S_1, S_2) < \delta$ hold; (2) $S_1-sub(\delta)-S_2$ iff $S_1-sub-S_2$ and $dist(S_1, S_2) < \delta$ hold; and (3) $S_1-sim(\delta)-S_2$ iff $S_1-sim-S_2$ and $dist(S_1, S_2) < \delta$.

Lemma 12. If $S_1-sim(\delta)-S_2$, $\delta \leq 1 - min_card / card(S)$.

Previous faceted navigation lists all related concepts for users to select. But, the list may be excessively long, which overwhelms users and reduces performance rapidly [39]. Secondly, the refinement results by a combination of multiple related concepts are unknown. Hence it may need quite a few times of refinement to shrink a big resource set to a small one of favored size. Thirdly, the resource set sharing a certain ratio of resources with current resource set cannot be recommended. Fourthly, the join and meet results for a set of resource sets are not available.

Accordingly, the following seven space operations are designed to guide users explore through ERSL more effectively:

1. $expand(S, \delta)$, the maximal elements in the poset of ERSes which has $sup(\delta)$ relation to S , denoted by $\{S' : S' \in X \text{ and } \forall S'' \in X, S' \not\subset S''\}$ where $X = \{S' : S'-sup(\delta)-S\}$;
2. $shrink(S, \delta)$, the minimal elements in the poset of ERSes which has $sub(\delta)$ relation to S , denoted by $\{S' : S' \in X \text{ and } \forall S'' \in X, S'' \not\subset S'\}$ where $X = \{S' : S'-sub(\delta)-S\}$;
3. $join(S_1, S_2, \dots, S_k)$, the LUB (Lowest Upper Bound) of the ERSes S_1, S_2, \dots , and S_k ;
4. $meet(S_1, S_2, \dots, S_k)$, the GLB (Greatest Lower Bound) of the ERSes S_1, S_2, \dots , and S_k ;
5. $interval(S_1, S_2)$, the set of all the ERSes containing S_1 and being contained by S_2 ;
6. $maxsim(S, \delta)$, the maximal similar ERSes, denoted as $\{S' : S'-sim(\delta)-S \text{ and } \exists! S'' (S''-sim(\delta)-S \text{ and } S'' \supset S')\}$; and,
7. $filter(op, cond)$, filtering out the result ERSes of operation op satisfying condition $cond$.

Given ERS S , there may be an overwhelming number of its supersets (or subsets) with distance to S less than δ . Hence $expand(S, \delta)$ retrieves only the upper bound of those superset ERSes while $shrink(S, \delta)$ retrieves only the lower bound of those subset ERSes. In particular, $expand(S, 0)$ and $shrink(S, 0)$ return the predecessors and the successors of S in ERSL respectively. For the same reason, $maxsim(S, \delta)$ will return the maximal ones among all those ERSes with relation $sim(\delta)$ to S . For any ERS S' in $expand(S, \delta)$, S is in $shrink(S, \delta)$, and vice versa. This illus-

trates that semantics emerges during successive *expand* and *shrink* operations.

3.2 Interface

Fig. 5 depicts a demo of the user interface for faceted exploration through ERSL. The upper input box accepts keywords as concepts. The *schema* button on its right side toggles between the display of ERSL and ERSM schema.

Suppose the input is concept *fiction*. The node for the corresponding ERS S (i.e. $R(\{fiction\})$) is highlighted as red. The size of its outer circle and inner circle is in positive proportion to the *card* value and *weight* value of S , respectively. The length of the green part in the underneath bar is proportional to the hit rate of S . If users click the node, the detailed semantics of S is illustrated in a popup window. The cardinality (C), average weight (W) and hit rate (H) of S are 150, 0.11 and 212 respectively. The other part in the popup window is a tab list. The first tab lists the resources in S in decreasing order of their weight values. Since users often just browse the top-K retrieved resources, they should pre-computed and preserved to support instant access. The second tab presents the closed view and irreducible views of S so that users can select their own views on S . The number of concepts in any select view should be no larger than 3 so that the third tab can display S by a multidimensional space where each dimension corresponds to a concept in the selected view.

The icon buttons arranged in vertical on the right side of the main window correspond to the exploration operations *shrink*, *expand*, *maxsim*, *join*, *meet*, *interval* and *filter* respectively. They guide users to explore from one ERS to another. The interface differentiates the ERSes in current step from those in the last step by highlighting the colors of outer circle and inner circle of the nodes in different ways.

4 MINING AND INDEXING ERSL

To support efficient faceted search and exploration, this section proposes the algorithm *MIL* for mining and indexing ERSL. It treats the lattice structure as a fortune for mining rather than a burden in common sense. Efficient algorithms for computing aggregation semantics and irreducible views are devised as well.

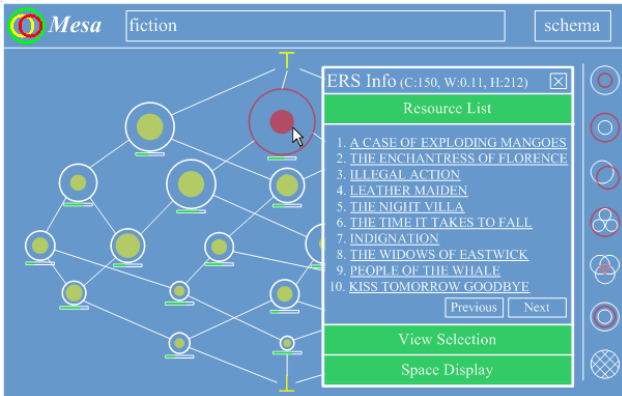


Fig. 5. A demo of the user interface for faceted exploration.

4.1 The Shrinking Tree

Let $R(c|S) = R(\{c\}) \cap S$ and $R(uv|S) = R(v|R(u|S))$, where u and v are concepts and S is an ERS.

Definition 6. c is a *shrinking concept* of S if and only if $min_card \leq |R(c|S)| < |S|$. (C, X) is a *shrinking pair* of ERS S if and only if any c in the concept list C is a shrinking concept of S such that $R(c|S) = X$ holds. C is called the pair's *shrcn list* and X is called its *shrunk ERS*.

Lemma 13. If $|R(C)| < min_card$, $|R(c|R(C))| < min_card$ holds for any concept c .

The above Apriori property is seminal to most pattern-mining algorithms [2]. Hence a naive algorithm can output all the ERSes as follows. First of all, let the root node's ERS be \mathcal{R} and its shrinking pair list be $\{(\{c\}, R(c)) : c \in \mathcal{C} \text{ and } min_card \leq |R(c)| < |\mathcal{R}|\}$. For any node with ERS S and shrinking pair list L , each pair $(\{c\}, R(c|S))$ in L corresponds to a child node with ERS $R(c|S)$. The child's shrinking pair list is the sub-list of L after c by removing non-shrinking ones with respect to its ERS $R(c|S)$. Repeat this process until the shrinking pair list is empty. Correspondingly, a depth-first or width-first algorithm can be developed to generate such a tree. In terms of memory consumption, depth-first style is often preferred.

Fig. 6 depicts a depth-first traversal algorithm like CHARM [51]. *curr.V* and *curr.L* are the closed view and the shrinking pair list of current node *curr* respectively. Line 1, 6 and 19 illustrate a depth-first traversal of all the nodes. Line 2-3 remove the redundancy that a shrinking pair has the same ERS with some computed node, because an ERS can be generated by different shrinking sequences. A dynamic ordering can be deployed on each node's shrinking pair list, as shown in Line 17. As proved in [51], such an algorithm can generate all the ERSes as

```

Algorithm calcST(Node curr)
01. foreach (shrinking pair (C, S) in curr.L) {
02.   if (S is computed)
03.     continue;
04.   Set view = curr.V ∪ C;
05.   List pairs = { };
06.   foreach ((C', S') after (C, S) in curr.L) {
07.     if (S = S') {
08.       remove (C', S') from curr.L;
09.       view = view ∪ C'; }
10.   else if (S ⊃ S') {
11.     remove (C', S') from curr.L;
12.     pairs = pairs ∪ {(C', S')}; }
13.   else if (S ⊂ S')
14.     view = view ∪ C';
15.   else if (|S ∩ S'| ≥ min_card)
16.     pairs = pairs ∪ {(C', S ∩ S')}; }
17.   re-arrange pairs in any order;
18.   view = floor(view);
19.   calcST(new Node(S, view, pairs)); }
20. output curr;

```

Fig. 6. A depth-first traversal algorithm whose framework is shared and improved by *MIL*.

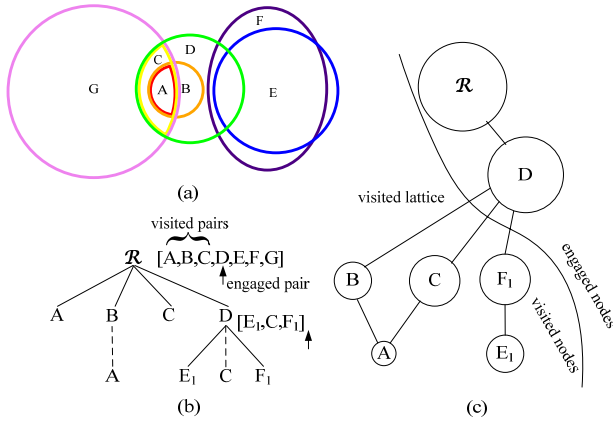


Fig. 7. A–G represent the resource sets of seven concepts a–g, respectively, painted in different colors in (a). Assuming current node is D and all its shrinking pairs are visited, (b) is the traversed part of the shrinking tree where A, B, C, E_1 ($=D \cap E$) and F_1 ($=D \cap F$) are *visited nodes* while \mathcal{R} and D are *engaged nodes*. The engaged pair of D is empty. All the visited nodes in addition to \mathcal{R} and \emptyset compose a lattice as shown in (c).

well as their closed views.

The framework of *calcST* is shared and improved by *MIL*. Fig. 7 depicts the following terminology. The virtual tree traversed in *calcST*(*root*) is called *the shrinking tree*. The nodes in the path from root node to current node are called *engaged nodes* while all the computed nodes are called *visited nodes*. For an engaged node, its shrinking pairs corresponding to visited nodes are called *visited pairs*, and the next pair after all its visited pairs is called its *engaged pair*.

Lemma 14. Each node in the shrinking tree has a unique ERS.

In the following discussion, we often do not differentiate a node and its ERS if there is no confusion.

4.2 Terminology in *MIL*

4.2.1 Regular Order

Regular order is the corestone of *MIL*. A *linear extension* of a partially ordered set P is a permutation of all the elements $p_1 p_2 \dots p_k$ of P such that $p_i < p_j$ implies $i < j$.

Definition 7. Let $(C_1, S_1) (C_2, S_2) \dots (C_k, S_k)$ be a node's shrinking pair list. The concatenation of $C_1, C_2, \dots,$ and C_k is called the *shrcon list* of the node. The shrinking pair list (or the shrcon list) is in *regular order* if and only if the following hold: (1) for any $i, j \in [1, k]$ where $i \neq j$, $S_i \neq S_j$ holds; (2) for any $i \in [1, k]$, C_i is a linear extension; and (3) for any $i, j \in [1, k]$ where $i < j$, $|S_i| \leq |S_j|$.

It is easy to re-arrange a shrinking pair list in regular order. Firstly, re-arrange all the pairs in increasing order of the cardinality of their shrunk ERSes by any sorting algorithm. Secondly, merge all the pairs with the same ERS into a single pair. Finally, order the the shrcon list of each pair by any linear extension.

The second step needs some optimization. One approach is hashing. Since each resource is represented by an integer identifier, the hash value of a shrunk ERS can be calculated by summing up the identifiers of all its re-

sources as done in CHARM [51]. To do equality comparison between two pairs' shrunk ERSes, a full scan of all their resources can be avoided if both have different cardinality values or different hash values. Other sophisticated hash functions can be used to get a better pruning. Another approach is utilizing the parital order between concepts. Assume c_1 is a shrinking concept in pair (C_1, S_1) and c_2 is a shrinking concept in (C_2, S_2) where $c_1 < c_2$. $S_1 = S_2$ if and only if both have the same cardinality.

Theorem 3. The shrcon list of a node in regular order is a linear extension.

The regular order brings up the following merits:

1. It is simplified to generate a new node's shrinking pair list. Line 7-12 become superfluous in Fig. 6;
2. It introduces bottom-up mechanism in local such that the aggregation values of a visited node can be reused in computing those of its parent and siblings. For example, X and Y are two visited children of Z . If $X \cap Y = \{\}$ and $Z = X \cup Y$, the SUM aggregation of Z can be got directly by adding those of X and Y which are already computed; and,
3. It ensures theorem 4. Let X be the parent of Y and their pair lists be $(\{a\}, S_1) (\{b\}, S_2) (\{c\}, S_3) (\{d\}, S_4) (\{e\}, S_5)$ and $(\{e\}, S_6) (\{d\}, S_7)$ respectively, where Y corresponds to the pair $(\{b\}, S_2)$. Suppose c is not equal to or a generalization of any concept in the closed view of Y . In case of regular order, $|R(c | S_2)| < \min_card$ can be deduced from the absence of c in the pair list of Y . However, in the setting of random order or just increasing order of ERS cardinality, it is uncertain. For example, both $S_1 = S_3 \neq S_2$ and $|S_2 \cap S_3| \geq \min_card$ hold so that $(\{c\}, S_3)$ is removed when $(\{a\}, S_1)$ is engaged according to Line 7-9 in Fig. 6.

Based on regular order, theorem 4 holds if: (1) node X is the parent of node Y ; (2) V is the closed view of Y ; (3) u is in front of v in the shrcon list of X ; (4) $R(u | X) = Y$; and (5) $\{v\} \geq V$ does not hold.

Theorem 4. v is in the shrcon list of Y if and only if $|R(v | Y)| \geq \min_card$ holds, i.e. $R(v | Y)$ is an ERS.

4.2.2 Seed Sequence

Definition 8. Suppose node Y correspond to the shrinking pair (C, S) of its parent. $C[0]$, the first concept in C , is called the *seed concept* of Y . The root node has no seed concept. Let $Y_0 \rightarrow Y_1 \rightarrow \dots \rightarrow Y_k$ be any path in the shrinking tree and c_i be the seed concept of Y_i for $0 \leq i \leq k$. $c_1 c_2 \dots c_k$ is called the *seed sequence* from Y_0 to Y_k , which is simply called the *seed sequence* of Y_k when Y_0 is the root node.

Lemma 15. (1) The length of a node's seed sequence is the same as its depth in the shrinking tree if the root node's depth is 0. (2) Any node has a unique seed sequence. (3) Let $c_1 c_2 \dots c_k$ be the seed sequence from Y_0 to Y_k . Then, $Y_k = R(c_1 c_2 \dots c_k | Y_0)$. (4) Any node's seed concept is in its closed view.

The following theorem holds if: (1) Y and Z are two different children of X such that Y is visited before Z ; (2)

W is a descendant of Z ; (3) x, y, z and w are the seed concepts of X, Y, Z and W , respectively; (4) u is any concept in the shrcon list of Z or W ; and, (5) v is any concept in the closed view of W .

Theorem 5. (1) y, z, w, u are all in the shrcon list of X . (2) y is in front of z and z is in front of both w and u in the shrcon list of X . (3) x is independent with w, y and z . (4) v is either in the closed view of Z or in the shrcon list of Z . (5) if v is not in the closed view of X , it is in the shrcon list of X and behind z .

Theorem 6. Let $c_1c_2\dots c_k$ be the seed sequence of Y and V be the closed view of Y . (1) $\{c_1, c_2, \dots, c_k\}$ is a view of Y ; and (2) $\{c_1, c_2, \dots, c_k\} \subseteq V$.

The above theorem illustrates that the seed sequence of a node is always contained by its closed view. Hence, we format V as $c_kc_{k-1}\dots c_1V'$, where $V' = V - \{c_1, c_2, \dots, c_k\}$, that is, the concatenation of the reverse seed sequence, a colon and the other concepts in V . In this way, the first concept in the closed view of a node is its seed concept and the number of concepts before colon is equal to the node's depth.

4.2.3 The Visited Lattice

Definition 9. Let Q be the set of all the visited nodes and engaged nodes. For any node X and Y in Q , Y is a *maxsub node* of X if and only if $Y \subset X$ and there does not exist any node Z in Q such that $Y \subset Z \subset X$.

Lemma 16. Any engaged node is the maxsub node of its parent.

In Fig. 7 (c), the maxsub nodes of node \mathcal{R} , D and C are $\{D\}$, $\{B, C, F_1\}$ and $\{A\}$ respectively.

Theorem 7. X is an ancestor of Y in the shrinking tree if and only if $X \supset Y$ and X is in front of Y in the preorder traversal of the shrinking tree.

Lemma 17. On the birth of a new node as the smallest engaged node, the maxsub nodes of any visited node remain the same, and the maxsub nodes of any engaged node change only if it is the parent of the new node.

Theorem 8. $(P \cup \{\mathcal{R}, \emptyset\}, \subseteq)$ is a bounded complete lattice where P is the set of all the visited nodes.

MIL can incrementally compute the above lattice, called the *visited lattice*. Fig. 7 (c) depicts an example.

Lemma 18. For any visited node, its successors in the visited lattice are exactly its maxsub nodes.

With respect to the shrinking tree, a node is referred to *tree node*. With respect to the visited lattice, a node is referred to *lattice node*. Engaged node and visited node are two types of tree node, indicating their status during mining. *parent*, *child* and *silbling* mean the relation between tree nodes while *predecessor* and *successor* mean the relation between lattice nodes. The meaning of *ancestor* and *descendant* of a node depends on whether the node is tree node or lattice node. We just say *node* when there is no confusion.

Definition 10. A pair is *subsumed* if and only if there exists a visited node with the same ERS when the pair is engaged.

The visited pairs of a node can be classified in two ways:

1. *subsumed pair* v.s. *non-subsumed pair*: Any subsumed pair corresponds to a child node.
2. *maxsub pair* v.s. *non-maxsub pair*: A maxsub pair corresponds to a maxsub node.

The maxsub nodes of an engaged node can be classified into *pair maxsub node* and *non-pair maxsub node* according to whether it corresponds to a pair of the engaged node or not.

Take the engaged node D in Fig. 7 for example. Pair E_1 and pair F_1 are its non-subsumed pairs while pair C is its subsumed pair as shown in Fig. 7 (b). As illustrated in Fig. 7 (c), pair C and pair F_1 are its maxsub pairs while pair B is its non-maxsub pair. Node B is its non-pair maxsub node while node C and node F_1 are its pair maxsub nodes.

4.3 MIL Framework

Fig. 8 depicts the data structures used in *MIL*.

Class *Pair* is the data structure for the shrinking pair. *cons* is its shrcon list. *ERS* is its shrunk ERS. If a pair is checked to be subsumed, its *ERS* is deleted and replaced by the identifier *nid* of its corresponding node, because *ERS* accounts for the majority of the memory consumption. *isMaxsub* indicates whether it is a maxsub pair or not. Its default value is true which may turn false during the call of *subsumed* and *initNpMaxsub* in Fig. 11 and 12 respectively.

The identifier of each node is generated by *genID()* which guarantees that it is equal to its position in the preorder traversal sequence. By theorem 7, lemma 19 shows a little trick to cut down the field indicating whether a visited pair is subsumed or not.

Lemma 19. A visited pair P of node X is subsumed if and only if $P.nid < X.id$.

Class *ENode* is for the engaged node and *VNode* is for the visited node. Both extend Class *Node*. *id*, *cv*, *pairs* and *pid* are a node's identifier, closed view, shrinking pair list and parent identifier, respectively. *cv* is in the specific format introduced at the end of Section 4.2.2. Since the number of ERSes is often orders of magnitude larger than

```

class Pair {
    List cons;
    Set ERS;
    int nid;
    bool isMaxsub; };
(a)
class Node {
    int id;
    List cv;
    List pairs;
    int pid; };
(b)
class ENode: Node {
    Set ERS;
    List npMaxsub; };
(c)
class VNode: Node {
    int card; };
(d)

```

Fig. 8. Data structure in *MIL*.

```

Algorithm MIL()
01. Set  $V = \{c : c \in \mathbf{C} \text{ and } |R(c)| = |\mathbf{R}|\}$ ;
02. List  $cv = \text{concat}(':', \text{floor}(V))$ ;
03. List  $L = \{(c, R(c)) : c \in \mathbf{C} - V \text{ and } |R(c)| \geq \text{min\_card}\}$ ;
04. set  $L$  in regular order;
05. Node  $root = \text{new ENode}(\text{genID}(), V, L, -1, \{\}, \{\})$ ;
06.  $\text{depthFirst}(root)$ ;

Algorithm  $\text{depthFirst}(\text{ENode } X)$ 
01. foreach (Pair  $P$  in  $X.\text{pairs}$ ) {
02.   Map  $map = \{\}$ ; List  $L = \{\}$ ; Concept  $seed = P.\text{cons}[0]$ ;
03.   if ( $\text{subsumed}(X, P, map)$ )
04.     continue;
05.   List  $V = \text{concat}(seed, X.cv, P.\text{cons} - \{seed\})$ ;
06.   foreach (Pair  $P'$  after  $P$  in  $X.\text{pairs}$ ) {
07.     if ( $P.\text{ERS} \subset P'.\text{ERS}$ )
08.        $V = \text{concat}(V, P'.\text{cons})$ ;
09.     else if ( $|P.\text{ERS} \cap P'.\text{ERS}| \geq \text{min\_card}$ )
10.       append new Pair( $P'.\text{cons}, P.\text{ERS} \cap P'.\text{ERS}, -1, \text{true}$ ) to the end of  $L$ ; }
11.   set  $L$  in regular order;  $V = \text{floor}(V)$ ;
12.   List  $npms = \text{initNpMaxsub}(map, X, P)$ ;
13.   ENode  $child = \text{new ENode}(\text{genID}(), V, L, X.id, P.\text{ERS}, npms)$ ;
14.    $\text{depthFirst}(child)$ ; }
15. output and delete  $X$ ;

```

Fig. 9. MIL framework.

that of all the resources, it is unaffordable to store the ERS of each node. Hence $VNode$ only provides the cardinality of its ERS by $card$. $ENode$ has a specific field $npMaxsub$ to keep all its non-pair maxsub nodes during mining. The maxsub nodes of a node are equal to the combination of its $npMaxsub$ and the nodes corresponding to all its maxsub nodes.

The input file of *MIL* is the vertical table for concepts and their corresponding resources. The output file is a table storing the visited lattice as well as each node's shrinking pair list which serves as index. No other storage is required.

Fig. 9 depicts the *MIL* similar to Fig. 6. Consider the function depthFirst . map in Line 2 is used to compute the maxsub nodes of the new engaged node corresponding to pair P . subsumed in Line 3 decides whether pair P is subsumed or not. It also records the intersection between pair P and each non-pair maxsub node of the current node X if pair P is not subsumed. concat in Line 5 returns the concatenation of its input parameters so that the closed view of each node starts with its reverse seed sequence plus a colon. Line 7-10 generates the shrinking pair list of new node P . Compared with Fig. 6, $P' \text{-equ-} P$ and $P' \text{-sub-} P$ do not need considered. floor in Line 11 is order-preserving as well. Line 12 initialize the maxsub nodes of the new node P .

4.4 Subsumption Check and Incremental Lattice Construction

First of all, we illustrate the process of subsumption check

in *MIL* by the example depicted in Fig. 10.

In Fig. 10 (a), the smallest engaged node is X whose pair list is $[P_1, P_2, P_3, P_4, P_5, \dots]$ in the regular order. $P_1 \sim P_4$ are visited pairs. P_5 is the engaged pair. P_1 is contained by P_4 . P_1, P_2 and P_4 are non-subsumed pairs. P_3 is a subsumed pair. M_1, M_2, P_2, P_3 and P_4 are current maxsub nodes of X while M_1 and M_2 are its non-pair maxsub nodes.

Consider Fig. 10 (b). P_5 is subsumed if and only if it is contained or equal to some maxsub node of X . Because of regular order, P_5 cannot be equal to or contained by any of $P_1 \sim P_4$. Therefore, P_5 is subsumed if and only if it is contained or equal to some non-pair maxsub node, that is, M_1 or M_2 , all in $X.\text{npMaxsub}$.

Lemma 20. The engaged pair P of current node X is subsumed iff there exists $M \in X.\text{npMaxsub}$ such that $P \subseteq M$.

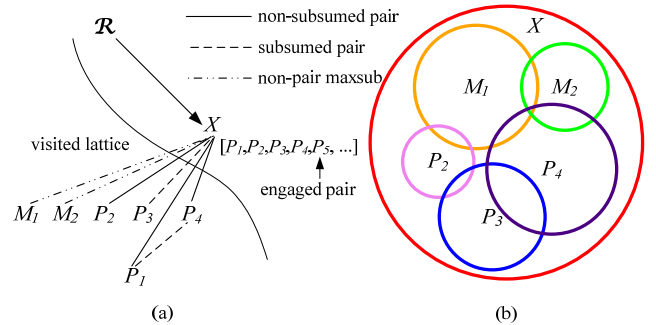
Lemma 21. For any X, Y and Z where $Y \subset X, Z \subset X, Z = R(c|X)$ and V is the closed view of Y , then (1) $Z = Y$ iff $\{c\} \geq V$ and $|Y| = |Z|$; (2) $Z \supset Y$ iff $\{c\} \geq V$ and $|Y| \neq |Z|$; and, (3) $Y \cap Z = R(c|Y)$.

Let c be the seed concept of P_5 and V be the closed view of any M_i . By lemma 21, $P_5 \text{-equ-} M_i$ holds iff both have the same cardinality and $\{c\} \geq V$. $P_5 \text{-sup-} M_i$ holds iff their cardinality are different and $\{c\} \geq V$. $P_5 \text{-sub-} M_i$ holds iff the cardinality of $P_5 \cap M_i$ is equal to that of P_5 . $P_5 \text{-sim-} M_i$ holds iff $R(c|M_i)$ is a visited node. Otherwise, $P_5 \text{-nul-} M_i$ holds.

As the result of regular order, P_5 is subsumed iff there exists some M_i satisfying $P_5 \text{-equ-} M_i$ or $P_5 \text{-sub-} M_i$.

The subsumption check algorithm is depicted in Fig. 11. $npms$ is the list of all the non-pair maxsub nodes (e.g. M_1 and M_2). P is the engaged pair to be subsumption-checked (e.g. P_5). For each non-pair maxsub node M in $npms$, its relation with P will be decided. If $P \text{-sup-} M$ or $P \text{-sim-} M$, map will preserve the visited node $P \cap M$ (e.g. $P_5 \cap M_i$ if $P_5 \text{-sup-} M_i$ or $P_5 \text{-sim-} M_i$). The results in map can be re-used in calculating the $npMaxsub$ of P 's corresponding child if P is not subsumed.

Line 4-7 deals with $P \text{-equ-} M$. For example, when pair P_3 becomes engaged, there must exist a non-pair maxsub node of X which has the same ERS as P_3 . After the subsumption check of P_3 , it is removed from $X.\text{npms}$ as shown in line 6. Line 8-10 deal with $P \text{-sup-} M$. Since M has the possibility of being a maxsub node of the new child node P , it is added to map . Line 12 retrieves the intersection of P and M since $P \cap M = R(p|M)$ by lemma 21, where

Fig. 10. Do subsumption check of the engaged pair P_5 .


```

Algorithm subsumed(ENode X, Pair P, Map map)
01. Concept  $p = P.cons[0]$ ; // get seed concept of P
02. int  $card = |P.ERS|$ ;
03. foreach(VNode M in X.npMaxsub)
04.   if ( $\{p\} \geq M.cv \ \&\& \ card = M.card$ ) { //  $P=M$ 
05.     delete P.ERS; P.nid = ms.id;
06.     remove M from X.npMaxsub;
07.     return true; }
08.   else if ( $\{p\} \geq M.cv \ \&\& \ card > M.card$ ) { //  $P \supset M$ 
09.     map.add(M.cv, M);
10.     remove M from X.npMaxsub; }
11.   else {
12.     VNode I = intersect(X, M, {p}); //  $I = P \cap M$ 
13.     if (I is not null)
14.       if (I.card = card) { //  $P \subset M$ 
15.         delete P.ERS; P.nid = I.id;
16.         P.isMaxsub = false;
17.         return true; }
18.       else
19.         map.add(I.cv, I); }
20. return false;

```

Fig. 11. The algorithm for subsumption check.

intersect is depicted in Fig. 14. Line 14-17 deals with relation $P\text{-sub-}M$. Since a pair's *isMaxsub* is true in default, it should be set false here. The other situation that *isMaxsub* changes is only when the shrunk ERS of some pair behind it contains its shrunk ERS, as depicted in Fig. 12. Line 19 deals with relation $P\text{-sim-}M$. No action is needed when $P\text{-nul-}M$.

When an engaged node becomes visited, its successors in the visited lattice are exactly its maxsub nodes and never change, according to lemma 17 and lemma 18. Therefore, the ERS can be incrementally constructed just by maintaining maxsub nodes of each engaged node. The maintenance jobs are as follows:

1. Eliminate any original maxsub node of its parent whose ERS is contained by the new node's ERS, because the new engaged node becomes the maxsub node of its parent according to lemma 16; and,
2. Initialize the maxsub nodes of the new engaged node.

Theorem 9 gives a formal description which holds if: (1) A is the set of all the maxsub nodes of the engaged node X right before X gives birth to a new engaged node P as its child; and, (2) A' and B be the sets of all the maxsub nodes of node X and node P after the birth of node P , respectively.

Theorem 9. $A' = \{ Z : Z \in A \text{ and } Z \not\subset P \} \cup \{ P \}$. $B = \max\{ Z \cap P : Z \in A \}$.

Take Fig. 10 for example. Suppose pair P_5 is not subsumed. Right before that X gives birth to the child P_5 , $\{M_1, M_2, P_2, P_3, P_4\}$ is the set of all the maxsub nodes of X . Suppose $P_5\text{-sim-}M_1$, $P_5\text{-sup-}M_2$, $P_5\text{-sup-}P_2$, $P_5\text{-nul-}P_3$, $P_5\text{-sim-}P_4$, $P_5 \cap M_1 \subset M_2$, and $P_5 \cap P_4 = P_1$. After the birth of child P_5 , the set of all the maxsub nodes of X and P_5 become $\{M_1,$

$P_3, P_4\}$ and $\{M_2, P_1, P_2\}$ respectively.

In line 9 and 19 in Fig. 11, the intersection between P and all the non-pair maxsub nodes of X before the birth of node P are preserved in *map*.

initNpMaxsub depicted in Fig. 12 takes *map*, node X and pair P as its input. It calculates the intersection between P and any child of X which corresponds to a visited maxsub pair of X , as shown in line 2-4.

As the result of regular order, there are only three kinds of relations between node P and each visited pair P' : $P\text{-sup-}P'$, $P\text{-sim-}P'$ and $P\text{-nul-}P'$.

Line 6-8 deals with relation *sup*. Line 6 holds by lemma 21. Line 7 adds P' into *map* since P' may be a maxsub node of P . By theorem 9, P' is no longer a maxsub pair of X , as shown in Line 8.

To decide whether $P' \cap P$ is an ERS, two situations are handled separately (line 10 decides whether P' is a subsumed pair or not by lemma 19):

1. P' is a subsumed pair (line 11-13). Line 11 retrieves the intersection of P and M which is equal to $R(p | P')$ by lemma 21; and,
2. P' is a non-subsumed pair (line 15-18). By theorem 4, $P' \cap P$ is an ERS if and only if p is in the shrcon list of node P' .

Line 13 and line 18 add $P' \cap P$ into *map* since it may be a maxsub node of P . In line 19, *maxERS*(*map*) will return all the nodes with maximal ERSes. It can be determined by just comparing the closed views of the nodes in *map*, by lemma 7.

getNode returns the node with the given identifier. *getPair* will find out in the given shrinking pair list the pair whose shrcon list contains the given concept.

4.5 Intersect

The algorithm shown in Fig. 14 is for solving the following problem:

```

Algorithm initNpMaxsub(Map map, ENode X, Pair P)
01. Concept  $p = P.cons[0]$ ;
02. foreach(Pair  $P'$  before P in X.pairs) {
03.   if (! $P'.isMaxsub$ )
04.     continue;
05.   VNode Z = getNode( $P'.nid$ );
06.   if ( $\{p\} \geq Z.cv$ ) { //  $P \supset Z$ 
07.     add (Z.cv, Z) in map;
08.      $P'.isMaxsub = false$ ; }
09.   else {
10.     if ( $Z.id < X.id$ ) { // a subsumed pair node
11.       VNode I = intersect(X, Z, {p}); //  $I = P \cap P'$ 
12.       if (I != null)
13.         add (I.cv, I) in map; }
14.     else {
15.       Pair  $P'' = \text{getPair}(Z, p)$ ;
16.       if ( $P''$  is not null) {
17.         VNode I = getNode( $P''.nid$ );
18.         add (I.cv, I) in map; } } }
19. return maxERS(map);

```

Fig. 12. The algorithm for initializing *maxSub* of a new engaged node.

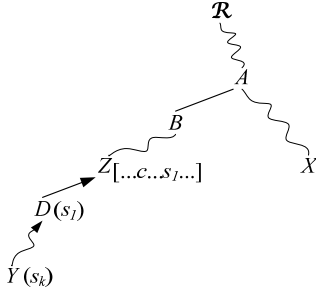


Fig. 13. Move up from Y along its shrinking path.

X and Y be two nodes such that $X \supset Y$ and $Y.id < X.id$. C is a set of concepts in the shrcon list of X . Retrieve the visited node with ERS $R(C|Y)$ if it exists.

A reduction of C should be made first. Since $R(C|Y) = R(\text{floor}(C)|Y)$, any u in C can be eliminated if there exists concept v in C such that $v < u$, as depicted in line 1. For any concept u in C such that u is equal to or a generalization of some concept in the closed view of Y , it can be removed as well, as shown in Line 2. Let C_r be the reduction of C such that $C_r = \{u : u \in \text{floor}(C) \text{ and } (\{u\} \geq V \text{ does not hold})\}$ where V is the closed view of Y . If C_r is empty, Y is returned as shown in Line 3-4.

Lemma 22. (1) $C_r \subseteq C$, and (2) $R(C|Y) = R(C_r|Y)$.

Suppose $R(C|Y)$ be an ERS. $LCA(Y, X)$ in line 5 gets the the least common ancestor A of X and Y in the shrinking tree, as depicted in Fig. 13. The seed sequence of A is the longest common prefix of the seed sequences of X and Y according to which A can be easily retrieved. B is the child of A in the path from A to Y . Since $Y.id < X.id$, the branch B of A is visited before the branch leading to X . Since $R(C_r|Y)$ is an ERS, C_r must be contained by the shrcon list of B by theorem 10.

```

Algorithm intersect(Node X, VNode Y, Set C)
01.  $C = \text{floor}(C)$ ;
02. remove any  $c$  in  $C$  such that  $\{c\} \geq Y.cv$ ;
03. if ( $C$  is empty)
04.   return  $Y$ ;
05.  $A = LCA(Y, X)$ ;
06. Node  $Z = Y$ ; Pair  $P = \text{null}$ ; List  $seq\_ZY = \{\}$ ;
07. while ( $Z.id \neq A.id$ ) {
08.   if ( $C$  is contained by the shrcon list  $L_Z$  of  $Z$ ) {
09.      $c \in C$  such that  $c$  is before any  $u \in C - \{c\}$  in  $L_Z$ ;
10.     if ( $c$  is before  $seq\_ZY[0]$ ) {
11.        $C = C - \{c\}$ ;
12.        $P = \text{getPair}(Z, c)$ ;
13.       break; }
14.    $seq\_ZY = \text{concat}(Z.cv[0], seq\_ZY)$ ;
15.    $Z = \text{getNode}(Z.pid)$ ; }
16. if ( $P = \text{null}$ )
17.   return null;
18. VNode  $T = \text{getNode}(P.nid)$ ;
19. if ( $T.id < Z.id$ )
20.   return intersect( $Z, T, seq\_ZY \cup C$ );
21. return moveDown( $T, seq\_ZY \cup C$ );

```

Fig. 14. Algorithm for finding out the visited node $R(C|Y)$.

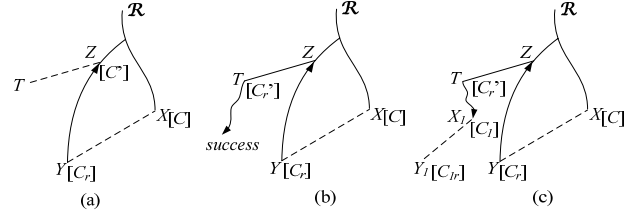


Fig. 15. Move down from node Z .

Theorem 10. If $R(C|Y)$ is an ERS, any concept u in C_r is in the shrcon list of B .

Move up from Y along its shrinking path until a descendant node Z of A whose shrcon list contains C_r . Let c be the concept in C_r which is in front of all the other concepts $C_r - \{c\}$ in the shrcon list of Z . Assume $Z \neq Y$ and $s_1 s_2 \dots s_k$ be the seed sequence from Z to Y . By theorem 5, s_1 must be in front of s_2, s_3, \dots , and s_k in the shrcon list of Z . c must be in front of s_1 in the shrcon list of Z in case that $R(C|Y)$ is an ERS.

Theorem 11. If $R(C|Y)$ is an ERS, c is in front of s_1 in the shrcon list of Z .

As depicted in Fig. 15, T is the corresponding node of the shrinking concept c of Z . In Fig. 14, line 5-18 finds out Z and T .

Let $C' = \{s_1, s_2, \dots, s_k\} \cup C_r - \{c\}$ and the reduction of C' be $C'_r = \{u : u \in \text{floor}(C') \text{ and } (\{u\} \geq V \text{ does not hold})\}$ where V is the closed view of T .

Lemma 23. $R(C|Y) = R(C'|T) = R(C'_r|T)$.

If $T.id < Z.id$, i.e., the shrinking pair of Z which corresponds to T is subsumed, then call $\text{intersect}(Z, T, C')$ recursively, as shown in line 19-20. Otherwise, i.e. T is a child of Z as depicted in Fig. 15 (b) and (c), then lemma 24 holds. Move down from T with the given concept set C' to find out $R(C|Y)$.

Lemma 24. If $R(C|Y)$ is an ERS and T is a child of Z , C'_r is contained by the shrcon list of T .

Fig. 16 depicts the algorithm of moveDown . The reduction C'_r of C' is found in line 1-2 first, then, follow the mining process to seek the visited node with ERS $R(C'_r|T)$ in the subtree rooted with T . Let v be the concept in C'_r

```

Algorithm moveDown(VNode T, Set C)
01.  $C = \text{floor}(C)$ ;
02. remove any  $u$  in  $C$  such that  $\{u\} \geq T.cv$ ;
03. if ( $C$  is empty)
04.   return  $T$ ;
05. if ( $C$  is not a subset of the shrcon list  $L_T$  of  $T$ )
06.   return null;
07.  $v \in C$  such that  $c$  is before any  $u \in C - \{v\}$  in  $L_T$ ;
08. Pair  $P = \text{getPair}(T, v)$ ;
09. VNode  $T_v = \text{getNode}(P.nid)$ ;
10. if ( $T_v.id < T.id$ )
11.   return intersect( $T, T_v, C - \{v\}$ );
12. return moveDown( $T_v, C - \{v\}$ );

```

Fig. 16. Move down from node T to find out the visited node $R(C|T)$.

which is in front of all the other concepts of C_r' in the shrcon list of T . If v corresponds to a child T_v of T , move downward to T_v and seek the visited node with ERS $R(C_r' - \{v\} | T_v)$ in the subtree rooted with T_v . Otherwise, call $intersect(T, T_v, C_r' - \{v\})$.

$intersect$ achieves its efficiency by avoiding flooding to find out the answer.

4.6 Computing Aggregations during ERS Mining

$card$, $topK$, and $weight$, are computed during the traversal of the shrinking tree. $card$ is calculated already in Fig. 8.

Suppose X be the smallest engaged node whose shrinking pair list is $[P_1, P_2, \dots, P_n]$. Let Q_{m-1} be a set of visited non-subsumed maxsub pairs of X when P_m is engaged, such that any two pairs in Q_{m-1} have no common resource. $H_{m-1} = \{P : P \in Q_{m-1} \text{ and } P \subset P_m\}$. $T_{m-1} = \{P : P \in Q_{m-1} \text{ and } T \cap P_m \neq \emptyset\}$. Lemma 25 illustrates that redundant computation of aggregation values can be avoided to a large extent. If P_m is not subsumed and $P_m - \cup_{P \in H_{m-1}} P$ is empty, the aggregation values of the new child P_m can be calculated just by those of its visited siblings. If the aggregation values of X are not computed by reusing those of its siblings, they are calculated when all its pairs are visited, by reusing the aggregation values of its children.

Lemma 25. (1) $topK(X) = topK((X - \cup_{P \in Q_n} P) \cup (\cup_{P \in Q_n} topK(P)))$. (2) $topK(P_m) = topK((P_m - \cup_{P \in H_{m-1}} P) \cup (\cup_{P \in H_{m-1}} topK(P)))$. (3) $weight(X) = weight(X - \cup_{P \in Q_n} P) + \sum_{P \in Q_n} weight(P)$. (4) $weight(P_m) = weight(P_m - \cup_{P \in H_{m-1}} P) + \sum_{P \in H_{m-1}} weight(P)$.

Q_m is determined by the following greedy algorithm to make the total cardinality of all the pairs in Q_m as large as possible. Initially, $Q_0 = \{\}$. $Q_m = Q_{m-1}$ iff one of the following holds: (1) $\sum_{P \in Q_{m-1}} card(P) = card(X)$; (2) P_m is subsumed; or, (3) $\sum_{P \in T_{m-1}} card(P) \geq card(P_m)$. Otherwise, $Q_m = (Q_{m-1} - T_{m-1}) \cup \{P_m\}$. Repeat the process until all the pairs are visited.

The above algorithm can be easily incorporated into MIL. To reduce its memory and computation overhead, we make the following trick.

On one hand, the ERS of any visited pair is eliminated so as to save memory in original MIL. Here we preserve the ERS of each pair in current Q_{m-1} . Correspondingly, node X only preserves the resources $X - \cup_{P \in Q_{m-1}} P$. No memory overhead is introduced.

On the other hand, for any P in Q_{m-1} , two bit arrays indicate whether $P \cap P_m$ is empty or not and whether $P \subset P_m$ or not, respectively. Both can be decided during the computation of the shrinking pair list of P . No computation overhead is introduced to determine Q_{m-1} and T_{m-1} .

We take into account neither the subsumed pairs nor non-pair maxsub nodes of X due to the following reason. On one hand, if a pair is subsumed, its intersection with any following pair is unknown; otherwise, it can be directly ascertained during calculating the shrinking pair list of the pair's corresponding child. On the other hand, the ERS of any non-pair maxsub nodes is not preserved so that $X - \cup_{P \in Q_{m-1}} P$ cannot be easily decided.

4.7 Calculating Irreducible Views after ERS Mining

If all the concepts in ERSM schema are independent, irreducible views can be seen as *generators* in frequent pattern mining [33] [29]. The approach introduced in [33] requires a lot of memory and many scans of the whole resource set. The approach Gr-growth is proposed to enhance the efficiency by a depth-first search strategy. Such previous works are based on the following Apriori property: (1) the proper subset of a generator is a generator; and (2) if an itemset is not a generator, any of its proper supersets are not generator.

However, we have different settings here: (1) items (or concepts) have hierarchy structure rather than are mutually-independent; and, (2) we need to partition all the generators (or irreducible views) by their ERSes rather than simply output them. Therefore, a novel efficient algorithm is proposed based on lattice structure and its index.

Since only successors are computed during MIL, a full scan of the whole lattice is needed to compute the predecessors of each node. The scanning order of tree nodes is in depth-first, the same as the mining order. Then, do a second full scan in the same way. For each node X whose closed view is V , compute all its irreducible views as follows.

At the first step, a set U of mutually-independent concepts is computed as the upper bound of all the irreducible views of X . Initially, $U = \{\}$. Let C be the set of all the concepts such that for any c in C there is $\{c\} \geq V$. Remove the concept A from C . Let $E = c_1c_2\dots c_k$ be a reverse linear extension of C such that for any $i < j$, there is $c_i > c_j$ or c_i and c_j are independent. Visit each u in E in order and verify whether $V-des(V, u) \cup \{u\}$ is a view of X , i.e. $move-Down(\mathcal{R}, V-des(V, u) \cup \{u\}) = X$ as depicted in Fig. 16. If yes, add u in U , and remove from E any concept v after u such that $v < u$, to ensure that v will not be verified.

Theorem 12. (1) U is a label. (2) $U \geq V$. (3) Let I be any irreducible view of X . For any v in I , there exists c in U such that $c \geq v$.

At the second step, denote all the concepts bounded by V and U by $P = \{c : \exists u \in U \text{ and } v \in V \text{ such that } v \leq c \leq u\}$. By lemma 26, all the irreducible views of node X can be found out by enumerating all the combinations of P . Let $F = c_1c_2\dots c_k$ be a reverse linear extension of P . Q keeps a set of X 's views which is initialized as $\{\}$. We carry out the depth-first traversal of the following enumeration tree. The root node is A whose children are c_1, c_2, \dots , and c_k . For any node T with path $Ac_1c_2\dots c_{it}$, its children are $c_{it+1}, c_{it+2}, \dots$, and c_k . Let $A = floor(\{c_{it}, c_{it+1}, \dots, c_{it}\})$. Decide whether A is a view of X or not by theorem 13. If not, go in depth until A is a view of X . If there exists view V' in Q such that $V' \geq A$, prune the branch with root T ; otherwise, remove any V' in Q such that $V' < A$, and add A into Q .

Lemma 26. Let I be any irreducible view I of X . Then $I \subseteq U$ holds.

Theorem 13. Let S be the set of the closed views of all the predecessors of X . For any $A \subseteq P$, A is a view of X if and only if there does not exist V' in S such that $A \geq V'$.

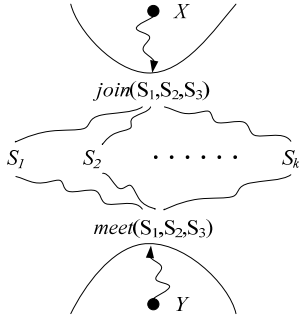


Fig. 17. Join and meet.

Theorem 14. After the traversal of the above enumeration tree, Q is the set of all the irreducible views of X .

5 EXPLORATION ALGORITHMS

$search(C)$ can be accomplished by $moveDown(\mathcal{R}, C)$ as depicted in Fig. 16. Since closed view, irreducible views and aggregations are already computed and preserved, the semantics of the retrieved ERS can be presented to users immediately. This section introduces seven space operations in faceted exploration: $expand(S, \delta)$, $shrink(S, \delta)$, $join(S_1, S_2, \dots, S_k)$, $meet(S_1, S_2, \dots, S_k)$, $interval(S_1, S_2)$, $maxsim(S, \delta)$ and $filter(op, cond)$.

Lemma 27. Given two ERSes S and S' such that $S' -sup- S$, S' is in $expand(S, \delta)$ if and only if $card(S') < card(S)/(1-\delta)$ and for any predecessor S'' of S' , there is $card(S'') \geq card(S)/(1-\delta)$.

According to the above lemma, a depth-first or width-first algorithm works as follows to calculate $expand(S, \delta)$: Start from the node S and go upward in ERSL. For the current node, examine all its predecessors which are not examined yet and whose cardinality is smaller than $card(S)/(1-\delta)$. Repeat the process until no predecessor of the current node is qualified. The highest nodes compose $expand(S, \delta)$.

Lemma 28. Given two ERSes S and S' such that $S' -sub- S$, S' is in $shrink(S, \delta)$ if and only if $card(S') > (1-\delta)card(S)$ and for any successor S'' of S' , there is $card(S'') \leq (1-\delta)card(S)$.

According to the above lemma, a similar algorithm to $expand(S, \delta)$ calculates $shrink(S, \delta)$. Start from the node S and move downward in ERSL. For current node, examine all its successors which are not examined yet and that whose cardinality is larger than $(1-\delta)card(S)$. Repeat the process until no successor of current node is qualified. The lowest nodes compose $shrink(S, \delta)$.

A similar algorithm to $expand(S, \delta)$ can compute $interval(S_1, S_2)$ and $filter(op, cond)$. Start from the node S_1 and move upward in ERSL. For current node, examine all its predecessors which are not examined yet and whose closed view is inbetween those of S_1 and S_2 . Repeat the process until no predecessor of current node is qualified. A similar algorithm to $shrink(S, \delta)$ can compute $interval(S_1, S_2)$ as well.

Fig. 17 illustrates the basic idea to calculate the join and meet of the given ERSes S_1, S_2, \dots, S_k whose closed

views are V_1, V_2, \dots, V_k respectively. Suppose X be any ERS containing each S_i and Y be any ERS contained by each S_i . An algorithm works as follows: (1) move downward from X . For current node, select any (or the smallest as a better strategy) successor whose closed view $V \geq V_i$ for any $i \in [1, k]$. Repeat the process until no successor of current node J is qualified; and (2) move upward (or the largest as a better strategy) from Y . For current node, select any predecessor whose closed view $V \leq V_i$ for any $i \in [1, k]$. Repeat the process until no predecessor of current node M is qualified.

Theorem 15. $J = join(S_1, S_2, \dots, S_k)$ and $M = meet(S_1, S_2, \dots, S_k)$.

$join(S_1, S_2, \dots, S_k)$ can be computed as follows. First, remove any S_i such that there exists S_j whose closed view is larger than that of S_i . Let the result $max\{S_1, S_2, \dots, S_k\}$ be $\{S'_1, S'_2, \dots, S'_p\}$, whose closed views are V_1, V_2, \dots, V_p respectively. Second, get the least common ancestor X of S'_1, S'_2, \dots, S'_p as mentioned in Fig. 14. Third, move downward from X as shown in Fig. 17.

$meet(S_1, S_2, \dots, S_k)$ can be computed as follows. First, remove any S_i such that there exists S_j whose closed view is smaller than that of S_i . Let the result $min\{S_1, S_2, \dots, S_k\}$ be $\{S'_1, S'_2, \dots, S'_p\}$, whose closed views are V_1, V_2, \dots, V_p respectively. Second, if Y is available, move upward from Y as shown in Fig. 17; otherwise, execute $moveDown(\mathcal{R}, \cup_{i \in [1, k]} V_i)$ as depicted in Fig. 16, according to theorem 16.

Theorem 16. Let $S = R(\cup_{i \in [1, p]} V_i)$. If $|S| < min_card$, $meet(S_1, S_2, \dots, S_k)$ is \emptyset ; otherwise, it is S .

By lemma 29, any ERS with $sim(\delta)$ relation to S is a superset of some ERS X with $sub(\delta)$ relation to S . Denote $T(X) = \{S' : (X = meet(S, S')) \text{ and } S' -sim(\delta) - S\}$.

Lemma 29. If $S' -sim(\delta) - S$, then: (1) $S \cap S'$ is an ERS; (2) $(S \cap S') -sub(\delta) - S$; and (3) $card(S') < (2-\delta)/(1-\delta) card(S \cap S') - card(S)$.

Lemma 30. $maxsim(S, \delta) = max(\cup_{X -sub(\delta) - S} max(T(X)))$.

Therefore, we calculate $maxsim(S, \delta)$ as follows. Let $M = \{\}$. Start from S and do a width-first traversal in the same way as $shrink(S, \delta)$. For each X such that $X -sub(\delta) - S$, calculate $max(T(X))$ in the following way: Start from X and walk upward. For current node Y , select all its predecessors each of which (e.g. Z) satisfies: (1) Z is not examined; (2) $meet(S, Z) = X$ which holds if and only if there does not exist any predecessor P of X such that $V_P \leq V_Z$, where V_P and V_Z are the closed views of P and Z respectively, according to theorem 15; and, (3) $card(Z) < (2-\delta)/(1-\delta) card(X) - card(S)$ by lemma 29. Repeat the process until no predecessor is qualified. Add current node Y into M if no existing ERS in M contains Y .

6 RELATED WORK

6.1 Faceted Resource Management

Faceted resource management concerns modeling, annotation, searching and exploring resources by facets. Faceted navigation and OLAP (On-Line Analytical Processing

[11]) are two major applications.

Faceted navigation adopts faceted classification as its conceptual model which is first proposed by librarian to flexibly classify books by a set of mutually-exclusive facets [35]. The approach used in Flamenco project (flamenco.berkeley.edu) has been accepted by current e-commerce websites and digital libraries. Vendors providing custom solution of faceted navigation are also successful such as Autonomy (www.autonomy.com), FAST (www.fastsearch.com) and Endeca (www.endeca.com).

Previous faceted navigation approaches mainly focuses on innovating user interface. They provide a dynamic taxonomy which lists only non-dead-end facet and values of current resource set [24] [50] [25] [37]. A novel visualization style which scales well in terms of screen size and user interaction with hierarchical facets is proposed in [13]. A personalized user interface is devised to cater user preference [26]. In the approach introduced in [36], users will be asked questions at each step during navigation, according to whose response the next most promising set of facets are recommended in order to reach the desired tuples rapidly. Ref [41] introduces the minimal *Dynamic Category Set* of current resource set, which is similar to *irreducible view* in this paper. As illustrated by OLAP's exploration way, the approach introduced in [16] automatically and dynamically discovers a small set of facets and values that are deemed most "interesting" to a user. Faceted navigation is also found intuitive to represent semi-structured resources like RDF [39] [32]. All the above innovations on user interaction focus on recommending what kinds of facets and values. By contrast, we treat resource sets as basic elements and are primarily focused on their set relationship.

Another research spectrum on faceted navigation is how to build up facets as well as the hierarchy between facet values. Ref [14] proposes a supervised approach for extracting useful facets from a text database. The approach introduced in [15] automatically discovers, in an unsupervised manner, a set of candidate facet terms from text database. Then, facet terms belonging to the same facet are automatically grouped together. In an unsupervised way, the approach introduced in [30] mines a multifaceted overview of the keywords provided by users. Since the above clustering-based approaches often exhibit low quality of facet semantics, human annotation seems indispensable.

Rather than general resources managed in faceted navigation, OLAP deals with a specific kind of faceted resources: *measure*, e.g. the product sales classified by facets *product_name*, *store_name* and *date*. OLAP focuses on aggregation values of any sub-space *sliced*, *diced*, *rolled up* or *drilled down* from another sub-space. *pivot* operation changes the dimensional orientation of a report or page display. In an n -dimension data cube in OLAP, a *cell* is often represented as an $(n+1)$ -tuple $(a_1, a_2, \dots, a_n : m)$ where a_i is the coordinate in the i th dimension and m is the aggregation value of the cell. Since any subspace consists of one or more cells, *cell lattice* is precomputed to support instant response of OLAP operations. A large volume of literature concerns cell lattice: full lattice computation [3] [21] [52], partial lattice computation [23] [8] [48], incremental

lattice computation [28], lattice approximation [4] [5] [43], lattice compression [38] [40] [27] [44] [49] [12].

Current trend in faceted resource management is combining the aggregation power of OLAP with the easy-to-use power of faceted navigation together [47] [6].

Resource Space Model (RSM) [53] [54] [55] is the first logical model for general-purpose faceted resource management. It extends faceted classification to manage different types of resources. Each *Resource Space* consists of multiple facets and keeps a certain type of resources. Space operations such as *join*, *disjoin*, *merge* and *split* are proposed to manipulate resource spaces. RSM is also the first effort to study normal forms in faceted resource management. Another effort is to automatically generate the schema according to collaborative resource tagging.

Both faceted navigation and OLAP are mainly dedicated to a single resource space satisfying the third normal form (3NF), which requires the following constraints: (1) *tree hierarchy* — each facet bears a tree structure where root node is the facet name; (2) *singleton* — resource is categorized by exactly one value in each facet; and, (3) *certainty* — resource is categorized by a leaf value in each facet. Recently, complex coordinate hierarchy [17] and uncertain resource categorization [10] are studied.

6.2 Galois Lattice

The problem we deal with can be expressed as a 3-tuple (A, B, f) , where A is the set of resources, B is simply a poset of concepts and $f(a, b)$ is equal to $\mu(a, b)$, the degree of resource a belonging to concept b . Based on the closure of the Galois connection [18], the Lattice of Emerging Resource Spaces (ERSL) is formed. In this sense, ERSL is isomorphic to *closed itemset lattice* in frequent pattern mining, *concept lattice* in formal concept analysis [46] [20], and some compressed cell lattices in OLAP.

In frequent pattern mining proposed in [1], A is the set of transactions, B is the set of independent items and $f(a, b)$ is either 1 or 0 which means item b is purchased or not in transaction a , respectively. An *itemset* is a set of items and corresponds to the set of transactions each of which purchases all the items in the itemset. It is *closed* if and only if any of its supersets does not correspond to the same set of transactions. Closed itemset is similar to the closed view and all of them compose a *closed itemset lattice* [33].

In formal concept analysis, A is the set of objects, B is the set of independent properties and $f(a, b)$ is either 1 or 0, which means object a has the property b or not, respectively. Each property set corresponds to the set of objects, each of which has all the properties in the property set. An *intent* is such a property set that none of its superset corresponds to the same object set. A formal concept is a pair of *extent* and *intent* where the extent is the corresponding object set of the intent. *Extent* is similar to Emerging Resource Space and *intent* is similar to closed view. All the formal concepts compose a *concept lattice*.

In OLAP, A is the set of records, B is the set of all the leaf values in each facet and $f(a, b)$ is either 1 or 0, which means record a is classified by facet value b or not, respectively. In the condensed cube [44], all the cells aggregated from the same set of tuple resources will be compressed

as a single output tuple. Each output tuple can be regarded as an ERS accompanied by all its views. However, the lattice structure among all the outputted tuples is not studied. In the closed cube [49], only *closed cells* are computed. The quotient cube [27] partitions all the cells into equivalent classes by the equality relation of their aggregation values. The *upper cell cube* in the quotient cube is identical to the closed cube.

By comparison, ERSL deals with a more general case such that B is any poset and f is fuzzy.

6.3 Lattice Computation

According to dataset format, closed itemset mining algorithms can be classified into two major categories: horizontal approaches such as A-close [33], CLOSET [34] and CLOSET+ [45] and vertical approaches such as MAFIA [9], CHARM (-L) [51] and LCM [42]. A-close is a breath-first approach which scans the database many times. Its performance deteriorates rapidly in the case of dense dataset or the dataset with long patterns. As shown in CLOSET and CLOSET+, this can be avoided by extending FP-growth algorithm [22]. In vertical approaches, all the frequent itemsets are traversed in a depth-first way and different strategies are deployed to prune non-closed frequent itemsets. MAFIA optimizes the task by a compressed vertical bitmap structure while CHARM by IT-tree. The basic idea of LCM is much similar to CHARM.

The algorithms in OLAP can be classified as vertical approaches as well [27] [44] [49].

Subsumption check can improve the efficiency of the above algorithms substantially. With respect to the closed itemset mining, an itemset is subsumed if and only if a computed itemset is its superset and both correspond to the same transaction set. With respect to data cube, a cell is subsumed if and only if the corresponding region of a computed cell is contained by its region and the measures of both are aggregated from the same set of tuples. To do subsumption check, CLOSET+ adopts two-level hash-indexed result tree or pseudo-projection based upward checking, CHARM requires an additional hashtable which keeps all the computed closed itemsets, CHARM-L requires an additional table which keeps the lattice structure between computed closed itemsets, and [49] is based on aggregation.

However, the above algorithms are insufficient to support ERSL-based faceted exploration due to the following reasons. First, the lattice structure is not outputted explicitly except for CHARM-L. Second, no index exists to support fast search and exploration in ERSL. Third, subsumption check often requires considerable amounts of storage overhead whose maintenance can reduce performance to a large extent. Besides, lattice property is not utilized to assist subsumption check.

7 CONCLUSION

This paper proposes the model and mechanism for faceted exploration. During users' exploration, relevant resource spaces keep emerging to help users understand the world of resources. Users can explore through the

lattice composed by emerging resource spaces to examine not only the facet semantics and aggregation semantics of a single emerging space but also the semantic relations between different emerging spaces. Such context semantics helps discover users' query intention and their interests in order to achieve a better exploration route. To realize instant response during exploration, a novel algorithm for mining and indexing the lattice is proposed. The index created by reusing the intermediate results during mining can help efficiently compute the semantics of each emerging resource space. Based on the lattice property and lattice index, a set of algorithms are devised for space operations of faceted exploration. The proposed model is general, so it can be applied to various kinds of faceted resource management and sharing.

REFERENCES

- [1] R. Agrawal, T. Imielinski and A. Swami, "Mining association rules between sets of items in large databases," *Proc. ACM SIGMOD Int'l Conf. Management of Data (SIGMOD '93)*, pp. 207-216, 1993.
- [2] R. Agrawal and R. Srikant, "Fast algorithms for mining association rules in large databases," *Proc. 20th Very Large Data Bases Conf. (VLDB '94)*, pp. 487-499, 1994.
- [3] S. Agarwal, et al, "On the Computation of Multidimensional Aggregates," *Proc. 22th Very Large Data Bases Conf. (VLDB '96)*, pp. 506-521, 1996.
- [4] D. Barbará and M. Sullivan, "Quasi-cubes: exploiting approximations in multidimensional databases," *ACM SIGMOD Record*, vol. 26, no. 3, pp. 12-17, 1997.
- [5] D. Barbará and X. Wu, "Using Loglinear Models to Compress Datacube," *Proc. the First Int'l Conf. Web-Age Information Management (WAIM '00)*, pp. 311-322, June 21-23, 2000.
- [6] O. Ben-Yitzhak, et al, "Beyond basic faceted search," *Proc. Int'l Conf. Web Search and Web Data Mining (WSDM '08)*, pp. 33-44, 2008.
- [7] E. Bertino, et al, *Indexing Techniques for Advanced Database Systems*, Kluwer, 1997.
- [8] K. Beyer and R. Ramakrishnan, "Bottom-up computation of sparse and iceberg CUBE," *Proc. ACM SIGMOD Int'l Conf. Management of Data (SIGMOD '99)*, pp. 359-370, 1999.
- [9] D. Burdick, M. Calimlim and J. Gehrke, "MAFIA: A maximal frequent itemset algorithm for transactional databases," *Proc. Int'l Conf. Data Engineering (ICDE '01)*, pp. 443-452, 2001.
- [10] D. Burdick, et al, "Efficient allocation algorithms for OLAP over imprecise data," *Proc. 32nd Very Large Data Bases Conf. (VLDB '06)*, pp. 391-402, 2006.
- [11] S. Chaudhuri and U. Dayal, "An overview of data warehousing and olap technology," *ACM SIGMOD Record*, vol. 26, no. 1, pp. 65-74, 1997.
- [12] Y. Chen, et al, "Regression Cubes with Lossless Compression and Aggregation," *IEEE Trans. Knowledge and Data Engineering*, vol. 18, no. 12, pp. 1585-1599, Dec. 2006.
- [13] R. Dachselt, M. Frisch and M. Weiland, "FacetZoom: a continuous multi-scale widget for navigating hierarchical metadata," *Proc. 26th SIGCHI Conf. Human Factors in Computing Systems (SIGCHI '08)*, pp. 1353-1356, 2008.
- [14] W. Dakka, P. Ipeirotis, and K. Wood, "Automatic construction of multifaceted browsing interfaces," *Proc. 14th Int'l Conf. Information and Knowledge Management (CIKM '05)*, pp. 768-775, 2005.
- [15] W. Dakka and P.G. Ipeirotis, "Automatic Extraction of Useful Facet Hierarchies from Text Databases," *Proc. Int'l Conf. Data Engineering (ICDE '08)*, pp. 466-475, 2008.

- [16] D. Dash, et al, "Dynamic faceted search for discovery-driven analysis," *Proc. 17th Int'l Conf. Information and Knowledge Management (CIKM '08)*, pp. 3-12, 2008.
- [17] T. Eavis and A. Taleb, "Mapgraph: efficient methods for complex olap hierarchies," *Proc. 16th Int'l Conf. Information and Knowledge Management (CIKM '07)*, pp. 465-474, 2007.
- [18] H.M. Edwards, *Galois Theory*. Springer-Verlag, 1984.
- [19] V. Gaede and O. Günther, "Multidimensional Access Methods," *ACM Computing Surveys*, vol. 30, no. 2, pp.170-231, 1998.
- [20] B. Ganter and R. Wille, *Formal Concept Analysis: Mathematical Foundations*, Springer, Heidelberg, 1999.
- [21] J. Gray, et al, "Data Cube: A Relational Aggregation Operator Generalizing Group-By, Cross-Tab, and Sub-Total," *Proc. Int'l Conf. Data Engineering (ICDE '96)*, pp. 152-159, 1996.
- [22] J. Han, J. Pei and Y. Yin, "Mining frequent patterns without candidate generation," *Proc. ACM SIGMOD Int'l Conf. Management of Data (SIGMOD '00)*, pp. 1-12, 2000.
- [23] V. Harinarayan, A. Rajaraman and J.D. Ullman, "Implementing data cubes efficiently," *Proc. ACM SIGMOD Int'l Conf. Management of Data (SIGMOD '96)*, pp. 205-216, 1996.
- [24] M. Hearst, et al, "Finding the flow in web site search," *Commun. of the ACM*, vol. 45, no. 9, pp. 42-49, 2002.
- [25] M. Hearst, "Clustering versus Faceted Categories for Information Exploration," *Commun. of the ACM*, vol. 49, no. 4, pp. 59-61, 2006.
- [26] J. Koren, Y. Zhang and X. Liu, "Personalized interactive faceted search," *Proc. 17th Int'l Conf. World Wide Web (WWW '08)*, pp. 477-486, 2008.
- [27] L.V.S. Lakshmanan, J. Pei and J. Han, "Quotient cube: how to summarize the semantics of a data cube," *Proc. 28th Very Large Data Bases Conf. (VLDB '02)*, pp.778-789, 2002.
- [28] K.Y. Lee and M.H. Kim, "Efficient incremental maintenance of data cubes," *Proc. 32th Very Large Data Bases Conf. (VLDB '06)*, pp. 823-833, 2006.
- [29] J. Li, et al, "Minimum Description Length (MDL) Principle: Generators Are Preferable to Closed Patterns," *Proc. 21st National Conf. Artificial Intelligence (AAAI '06)*, pp. 409-414, 2006.
- [30] X. Ling, et al, "Mining multi-faceted overviews of arbitrary topics in a text collection," *Proc. 14th ACM SIGKDD Int'l Conf. Knowledge Discovery and Data Mining (KDD '08)*, pp. 497-505, 2008.
- [31] B.C. Ooi, et al, "Indexing the Edges: A Simple and Yet Efficient Approach to High-dimensional Indexing," *Proc. 2000 ACM SIGMOD-SIGACT-SIGART Symp. Principles of Database Systems (PODS '00)*, pp. 166-174, 2000.
- [32] E. Oren, R. Delbru and S. Decker, "Extending faceted navigation for RDF data," *Proc.5th Int'l Semantic Web Conf. (ISWC '06)*, pp. 559-572, 2006.
- [33] N. Pasquier, et al, "Discovering frequent closed itemsets for association rules," *Proc. 7th Int'l Conf. Database Theory (ICDT '99)*, pp. 398-416, 1999.
- [34] J. Pei, J. Han, and R. Mao, "CLOSET: An efficient algorithm for mining frequent closed itemsets," *Proc. ACM SIGMOD Int'l Conf. Management of Data (SIGMOD '00)*, pp.21-30, 2000.
- [35] S.R. Ranganathan, "The Colon Classification," *Rutgers Series on Systems for the Intellectual Organization of Information* (ed. Susan Artandi). New Jersey: Rutgers University Press, vol. 4, 1965.
- [36] S.B. Roy, et al, "Minimum Effort Driven Dynamic Faceted Search in Structured Databases," *Proc. 17th Int'l Conf. Information and Knowledge Management (CIKM '08)*, pp. 13-22, 2008.
- [37] G.M. Sacco, "Dynamic Taxonomies: A Model for Large Information Bases," *IEEE Trans. Knowledge and Data Engineering*, vol. 12, no. 3, pp. 468-479, May 2000.
- [38] J. Shanmugasundaram, U. Fayyad and P.S. Bradley, "Compressed data cubes for OLAP aggregate query approximation on continuous dimensions," *Proc. 5th ACM SIGKDD Int'l Conf. Knowledge Discovery and Data Mining (KDD '99)*, pp: 223-232, 1999.
- [39] V. Sinha and D.R. Karger, "Magnet: Supporting navigation in semi-structured data environments," *Proc. ACM SIGMOD Int'l Conf. Management of Data (SIGMOD '05)*, pp. 97-106, 2005.
- [40] Y. Sismanis, et al, "Dwarf: shrinking the PetaCube," *Proc. ACM SIGMOD Int'l Conf. Management of Data (SIGMOD '02)*, pp. 464-475, 2002.
- [41] D. Tunkelang, "Dynamic category sets: An approach for faceted search," *ACM SIGIR. 2006 Workshop on Faceted Search*, 2006.
- [42] T. Uno, M.Kiyomi and H. Arimura, "LCM ver.2: Efficient mining algorithms for frequent/closed/maximal itemsets," *Proc. IEEE ICDM Workshop on Frequent Itemset Mining Implementations*, 2004.
- [43] J.S. Vitter, M. Wang and B. Iyer, "Data cube approximation and histograms via wavelets," *Proc. 17th Int'l Conf. Information and Knowledge Management (CIKM '98)*, pp.96-104, 1998.
- [44] W. Wang, et al, "Condensed cube: An effective approach to reducing data cube size," *Proc. Int'l Conf. Data Engineering (ICDE '02)*, pp. 155-165, 2002.
- [45] J. Wang, J. Han and J. Pei, "CLOSET+: Searching for the Best Strategies for Mining Frequent Closed Itemsets," *Proc. 9th ACM SIGKDD Int'l Conf. Knowledge Discovery and Data Mining (KDD '03)*, pp. 236-245, 2003.
- [46] R. Wille, "Restructuring Lattice Theory: an Approach Based on Hierarchies of Concepts," *Ordered Sets*, pp. 445-470, 1982.
- [47] P. Wu, Y. Sismanis and B. Reinwald, "Towards keyword-driven analytical processing," *Proc. ACM SIGMOD Int'l Conf. Management of Data (SIGMOD '07)*, pp. 617-628, 2007.
- [48] D. Xin, et al, "Star-cubing: computing iceberg cubes by top-down and bottom-up integration," *Proc. 29th Very Large Data Bases Conf. (VLDB '03)*, pp. 476-487, 2003.
- [49] D. Xin, et al, "C-Cubing: Efficient Computation of Closed Cubes by Aggregation-Based Checking", *Proc. Int'l Conf. Data Engineering (ICDE '06)*, 2006.
- [50] K.-P. Yee, et al, "Faceted metadata for image search and browsing," *Proc. 21th SIGCHI Conf. Human Factors in Computing Systems (SIGCHI '03)*, pp. 401-408, 2003.
- [51] M.J. Zaki and C. Hsiao, "Efficient Algorithms for Mining Closed Itemsets and Their Lattice Structure," *IEEE Trans. Knowledge and Data Engineering*, vol.17, no. 4, pp. 462-478, 2005.
- [52] Y. Zhao, P.M. Deshpande and J.F. Naughton, "An array-based algorithm for simultaneous multidimensional aggregates," *Proc. ACM SIGMOD Int'l Conf. Management of Data (SIGMOD '97)*, pp. 159-170, 1997.
- [53] H. Zhuge, *The Knowledge Grid*, World Scientific, Singapore. 2007.
- [54] H. Zhuge, *The Web Resource Space Model*, Springer, 2008.
- [55] H.Zhuce, Y.Xing and P.Shi, "Resource Space Model, OWL and Database: Mapping and Integration," *ACM Transactions on Internet Technology*, 8/4, 2008.

APPENDIX: PROOF OF LEMMAS AND THEOREMS

Proof of Lemma 1. By Definition 3, $R(C_1 \cup C_2) = \{ r : r \in \mathcal{R} \text{ and } (C_1 \cup C_2) \subseteq \text{con}(r) \} = \{ r : r \in \mathcal{R} \wedge C_1 \subseteq \text{con}(r) \} \cap \{ r : r \in \mathcal{R} \wedge C_2 \subseteq \text{con}(r) \} = R(C_1) \cap R(C_2)$. Since $C_1 \subseteq C_2$, $R(C_2) = \{ r : r \in \mathcal{R} \wedge C_2 \subseteq \text{con}(r) \} \subseteq \{ r : r \in \mathcal{R} \wedge C_1 \subseteq \text{con}(r) \} = R(C_1)$. \square

Proof of Lemma 2. For any $r \in R(\{c_1\})$, $c_1 \in \text{con}(r)$. Then $\mu(r, c_1) \geq \varepsilon$. Since $c_1 \leq c_2$, $\mu(r, c_1) \leq \mu(r, c_2)$. $\mu(r, c_2) \geq \varepsilon$ holds. Hence $c_2 \in \text{con}(r)$. $r \in R(\{c_2\})$ holds. So $R(\{c_1\}) \subseteq R(\{c_2\})$. \square

Proof of Lemma 3. (1) If $\text{anc}(C, c) = \{\}$, $R(\text{anc}(C, c)) = \mathcal{R} \supseteq R(\{c\})$. Otherwise, let $\text{anc}(C, c) = \{c_1, c_2, \dots, c_k\}$ where $k \geq 1$. For any $i \in [1, k]$, $R(\{c_i\}) \supseteq R(\{c\})$ holds according to lemma 2. $R(\text{anc}(C, c)) = \bigcap_{i \in [1, k]} R(\{c_i\})$ holds according to lemma 1. Hence $R(\text{anc}(C, c)) \supseteq R(\{c\})$ holds. Therefore, $R(\text{anc}(C, c)) \supseteq R(\{c\})$ holds. (2) Since $\text{des}(C, c) \neq \{\}$, let $c' \in \text{des}(C, c)$. According to lemma 2, $R(\{c'\}) \subseteq R(\{c\})$. According to lemma 1, $R(\text{des}(C, c)) \subseteq R(\{c'\})$. Hence $R(\text{des}(C, c)) \subseteq R(\{c\})$ holds. \square

Proof of Lemma 4. (1) Assume $(L - \text{des}(L, c)) \cup \{c\}$ is not a label. There exists a concept u in $L - \text{des}(L, c)$ such that either $u > c$ or $u < c$ holds. By definition of des , $u < c$ does not hold. Hence $u > c$ holds. Since $\text{des}(L, c) \neq \{\}$, there exists v in L such that $v < c$. Hence $u > v$ holds. This contradicts that L is a label. Therefore, $(L - \text{des}(L, c)) \cup \{c\}$ is a label. (2) Assume $(L - \text{anc}(L, c)) \cup \{c\}$ is not a label. There exists concept u in $L - \text{anc}(L, c)$ such that either $u > c$ or $u < c$ holds. By definition of anc , $u > c$ does not hold. Hence $u < c$ holds. Since $\text{anc}(L, c) \neq \{\}$, there exists v in L such that $v > c$. Hence $u < v$ holds. This contradicts that L is a label. Therefore, $(L - \text{anc}(L, c)) \cup \{c\}$ is a label. \square

Proof of Lemma 5. It is a poset since the following three properties hold:

- (a) *Reflexivity*: For any $L \in \mathcal{P}$ and $c \in L$, $c \leq c$. Hence $L \leq L$ holds.
- (b) *Anti-symmetry*: Given $L_1, L_2 \in \mathcal{P}$, suppose both $L_1 \leq L_2$ and $L_2 \leq L_1$ hold. For any c_1 in L_1 , there exists c_2 in L_2 such that $c_2 \leq c_1$ because $L_2 \leq L_1$. There exists c_3 in L_1 such that $c_3 \leq c_2$ because $L_1 \leq L_2$. Hence $c_3 \leq c_2 \leq c_1$. Since both L_1 is a label, $c_1 = c_2 = c_3$. Hence $L_1 \subseteq L_2$. Likewise, $L_2 \subseteq L_1$. So $L_2 = L_1$.
- (c) *Transitivity*: Given $L_1, L_2 \in \mathcal{P}$, suppose both $L_1 \leq L_2$ and $L_2 \leq L_3$ hold. For any c_3 in L_3 , there exists c_2 in L_2 such that $c_2 \leq c_3$ because $L_2 \leq L_3$. There exists c_1 in L_1 such that $c_1 \leq c_2$ because $L_1 \leq L_2$. Hence $c_1 \leq c_3$. So $L_1 \leq L_3$ holds. \square

Proof of Lemma 6. If $V_1 = V_2$, $R(V_1) = R(V_2)$ holds. If $V_1 < V_2$, let $X = V_1 \cap V_2$ and $Y = V_2 - V_1$. There is $V_2 = X \cup Y$. By lemma 1, $R(V_1) \subseteq R(X)$ holds. For any c in Y , $\text{des}(V_1, c) \neq \{\}$ because $V_1 < V_2$. By lemma 1 and lemma 3, $R(V_1) \subseteq R(\text{des}(V_1, c)) \subseteq R(\{c\})$ holds. Hence $R(Y) = \bigcap_{c \in Y} R(\{c\}) \supseteq \bigcap_{c \in Y} R(V_1) = R(V_1)$. Therefore, $R(V_2) = R(X \cup Y) = R(X) \cap R(Y) \supseteq R(V_1) \cap R(V_1) = R(V_1)$. Therefore, $R(V_1) \subseteq R(V_2)$ holds. \square

Proof of Lemma 7. Let c be any concept in V' .

There must exist c' in V such that $c' \leq c$ or $c < c'$. Assume this does not hold. $V \cup \{c\}$ is a label. Since $R(V) = S \subseteq S' \subseteq R(\{c\})$, $R(V \cup \{c\}) = R(V) \cap R(\{c\}) = S$. Hence $V \cup \{c\}$ is a view of S . This contradicts that V is closed because $V \cup \{c\} < V$.

It can be proved that $c < c'$ does not hold as follows. Assume $c < c'$. Let $L_1 = (V - \text{anc}(V, c)) \cup \{c\}$. L_1 is label by lemma 4. Since $\{c\} < \text{anc}(V, c)$, $R(\{c\}) \subseteq R(\text{anc}(c))$ by

lemma 6. Since $\text{anc}(V, c) \subseteq V$, $S = R(V) = R((V - \text{anc}(V, c)) \cup \text{anc}(V, c)) = R(V - \text{anc}(V, c)) \cap R(\text{anc}(V, c)) \supseteq R(V - \text{anc}(V, c)) \cap R(\{c\}) = R(L_1)$. Since $R(V - \text{anc}(V, c)) \supseteq R(V) = S$ and $R(\{c\}) \supseteq R(V) = S'$, $R(L_1) = R((V - \text{anc}(V, c)) \cup \{c\}) = R(V - \text{anc}(V, c)) \cap R(\{c\}) \supseteq S$. Therefore, $R(L_1) = S$. L_1 is a view of S . This contradicts that V is the closed view of S since $L_1 < V$.

Therefore, for any concept c in V' , there exists c' in V such that $c' \leq c$ holds. So $V \leq V'$ holds. \square

Proof of Theorem 1. Assume S has no closed view. Denote the set of all the views of S by $X(S)$. For any view $V \in X(S)$, there exists $V' \in X(S)$ such that $V' < V$. Let $V_1 \in X(S)$. Then $V_2 < V_1$ where $V_2 \in X(S)$. Then $V_3 < V_2$ where $V_3 \in X(S)$. So on and so forth $V_k < V_{k-1} < V_{k-2} < \dots < V_1$ where $k = |X(S)|$. Hence $X(S) = \{V_1, V_2, \dots, V_k\}$. Since V_k is not closed, there exists $V_i < V_k$ where $V_i \in X(S)$. It contradicts that $V_k \leq V_i$. Therefore, S has one closed view.

Assume S has two closed views V_1 and V_2 such that $V_1 \neq V_2$. By lemma 7, both $V_1 \leq V_2$ and $V_2 \leq V_1$ hold. Hence $V_1 = V_2$. This leads to a contradiction.

Therefore, any ERS has exactly one closed view. \square

Proof of Lemma 8. (1) Sufficiency. Since L is a view of S and $S \subseteq S$, $V \leq L$ holds by lemma 7. Let $f(L)$ be a view of S by generalizing a concept or removing a concept in L . For some n , $f^n(L)$ is an irreducible view of S satisfying $V \leq L \leq f^n(L)$. (2) Necessity. Since $V \leq L \leq V'$, $R(V) \subseteq R(L) \subseteq R(V')$ by lemma 6. Since both V and V' are views of S , $R(V) = R(V') = S$. So $R(L) = S$. L is a view of S . \square

Proof of Lemma 9. Let V_1 be a view of S_1 and V_2 be a view of S_2 . Let $L = \text{floor}(V_1 \cup V_2)$ and $C = (V_1 \cup V_2) - L$. $C = \bigcup_{c \in L} \text{anc}(V_1 \cup V_2, c)$ holds. By lemma 1 and lemma 3, $R(C) = \bigcap_{c \in L} R(\text{anc}(V_1 \cup V_2, c)) \supseteq \bigcap_{c \in L} R(\{c\}) = R(L)$. Since $C \cup L = V_1 \cup V_2$, $R(V_1 \cup V_2) = R(C \cup L) = R(C) \cap R(L)$. Since $R(C) \supseteq R(L)$, $R(V_1 \cup V_2) = R(L)$ holds. So $R(L) = R(V_1) \cap R(V_2) = S_1 \cap S_2 = S$. Since L is a label and $|S| \geq m$, S is an ERS. Hence $S \in \mathcal{Q}_m$. \square

Proof of Lemma 10. Let $X = \{S_1, S_2, \dots, S_n\}$. Denote $Y_k = \bigcap_{i \in [1, k]} S_i$. Obviously, $Y_1 \in \mathcal{Q}_m$ holds. Suppose $Y_k \in \mathcal{Q}_m$ holds. Then, $Y_{k+1} = Y_k \cap S_{k+1}$. Since $|\bigcap_{S \in X} S| \geq m$, $|Y_{k+1}| \geq m$. By lemma 9, $Y_{k+1} \in \mathcal{Q}_m$ holds. By induction, $\bigcap_{S \in X} S \in \mathcal{Q}_m$ holds. \square

Proof of Theorem 2. Obviously, $(\mathcal{Q}_m \cup \{\emptyset\}, \subseteq)$ is a poset.

For any subset $X = \{S_1, S_2, \dots, S_n\} \subseteq \mathcal{Q}_m$, the following hold:

- (a) S_1, S_2, \dots , and S_n have the Lowest Upper Bound (LUB). Let $Y = \{S_1', S_2', \dots, S_n'\}$ be the set of all the common upper bounds in $\mathcal{Q}_m \cup \{\emptyset\}$ of S_1, S_2, \dots , and S_n . Y is not empty since $\mathcal{R} \in Y$. Let $S = \bigcap_{i \in [1, n]} S_i'$. Obviously, $S \supseteq \bigcup_{i \in [1, n]} S_i$ holds. Hence $|S| \geq m$. By lemma 10, $S \in \mathcal{Q}_m$. Hence $S \in Y$. Since $S \subseteq S_i'$ for any $i \in [1, n]$, S is the LUB of S_1, S_2, \dots , and S_n ; and,
- (b) S_1, S_2, \dots , and S_n have the Greatest Lower Bound (GLB). Let $Y = \{S_1', S_2', \dots, S_n'\}$ be the set of all the common

lower bounds in $\mathcal{Q}_m \cup \{\emptyset\}$ of S_1, S_2, \dots , and S_n . Y is not empty since $\emptyset \in Y$. Let $S = \bigcap_{i \in [1, n]} S_i$. By lemma 10, $S \in \mathcal{Q}_m \cup \{\emptyset\}$. Hence $S \in Y$ holds. For any $i \in [1, k]$ and any $j \in [1, n]$, there is $S_i' \subseteq S_j$ so that $S_i' \subseteq S$ holds. So S is the GLB of S_1, S_2, \dots , and S_n .

Let $Z = X \cup \{\emptyset\}$. The GLB of all the elements in Z is \emptyset while the LUB is equal to that of all the elements in X .

Therefore, $(\mathcal{Q}_m \cup \{\emptyset\}, \subseteq)$ is a complete lattice. Besides, it is bounded since \mathcal{R} is the greatest element and \emptyset is the smallest element. Therefore, $(\mathcal{Q}_m \cup \{\emptyset\}, \subseteq)$ is a bounded complete lattice. \square

Proof of Lemma 11. We prove the following inequation first: $\frac{w(A \cap B)}{w(A \cup B)} + \frac{w(B \cap C)}{w(B \cup C)} - \frac{w(A \cap C)}{w(A \cup C)} \leq 1$ always holds for any

ERS A, B and C , where $w(X)$ is $|X|$ or $weight(X)$. It is an equation on condition that $A \cap C = \emptyset$ and $B = A \cup C$.

Let $U = A \cup B \cup C, N = A \cap B \cap C, A_1 = U - B \cup C, B_1 = U - A \cup C, C_1 = U - A \cup B, A_2 = A \cap B - N, C_2 = C \cap B - N, M = A \cap C - N$ (see Fig. 18).

$$\begin{aligned} & \frac{w(A \cap B)}{w(A \cup B)} + \frac{w(B \cap C)}{w(B \cup C)} - \frac{w(A \cap C)}{w(A \cup C)} \\ &= \frac{w(A \cap B)}{w(A) + w(C_2) + w(B_1)} + \frac{w(B \cap C)}{w(C) + w(A_2) + w(B_1)} - \frac{w(A \cap C)}{w(A \cup C)} \\ &\leq \frac{w(A \cap B)}{w(A) + w(C_2)} + \frac{w(B \cap C)}{w(C) + w(A_2)} - \frac{w(A \cap C)}{w(A \cup C)} \text{ ("=" iff } B_1 = \emptyset) \\ &= \frac{w(A_2) + w(N)}{w(A_1) + w(A_2) + w(C_2) + w(N) + w(M)} \\ &+ \frac{w(C_2) + w(N)}{w(C_1) + w(C_2) + w(A_2) + w(N) + w(M)} \\ &- \frac{w(N) + w(M)}{w(C_1) + w(C_2) + w(A_1) + w(A_2) + w(N) + w(M)} \\ &\leq \frac{w(A_2) + w(N)}{w(A_1) + w(A_2) + w(C_2) + w(N)} + \frac{w(C_2) + w(N)}{w(C_1) + w(C_2) + w(A_2) + w(N)} \\ &- \frac{w(N)}{w(C_1) + w(C_2) + w(A_1) + w(A_2) + w(N)} \text{ ("=" iff } M = \emptyset) \\ &= \frac{w(A_2)}{w(A_1) + w(A_2) + w(C_2) + w(N)} + \frac{w(C_2)}{w(C_1) + w(C_2) + w(A_2) + w(N)} \\ &+ w(N) \cdot \left(\frac{1}{w(A_1) + w(A_2) + w(C_2) + w(N)} + \frac{1}{w(C_1) + w(C_2) + w(A_2) + w(N)} \right. \\ &\left. - \frac{1}{w(C_1) + w(C_2) + w(A_1) + w(A_2) + w(N)} \right) \\ &\leq \frac{w(A_2)}{w(A_1) + w(A_2) + w(C_2)} + \frac{w(C_2)}{w(C_1) + w(C_2) + w(A_2)} \text{ ("=" iff } N = \emptyset) \\ &\leq \frac{w(A_2)}{w(A_2) + w(C_2)} + \frac{w(C_2)}{w(C_2) + w(A_2)} \text{ ("=" iff } A_1 = \emptyset \text{ and } C_1 = \emptyset) \\ &= 1. \end{aligned}$$

According to the above inequality, the following properties hold:

- (a) *non-negativity.* Since $A \cap B \subseteq A \cup B$, $0 \leq w(A \cap B) \leq w(A \cup B)$. So $dist(A, B) = 1 - w(A \cap B) / w(A \cup B) \geq 0$;
- (b) *identity of indiscernible.* $dist(A, B) = 0 \Leftrightarrow w(A \cap B) = w(A \cup B) \Leftrightarrow A = B$;
- (c) *symmetry.* $dist(A, B) = dist(B, A)$ holds obviously; and,
- (d) *triangle inequality.* $dist(A, C) - dist(A, B) - dist(B, C) = 1 - w(A \cap C) / w(A \cup C) - (1 - w(A \cap B) / w(A \cup B)) - (1$

$$- w(B \cap C) / w(B \cup C) = w(A \cap B) / w(A \cup B) + w(B \cap C) / w(B \cup C) - w(A \cap C) / w(A \cup C) - 1 \leq 0.$$

Therefore, $dist$ is a metric distance function. \square

Proof of Lemma 12. Assume $(1 - \delta)card(S) < min_card$. Since $S' \sim sim(\delta) - S$, $dist(S', S) < \delta$. $dist(S \cap S', S) = 1 - |S \cap S'| / |S| < 1 - |S \cap S'| / |S \cup S'| = dist(S', S) < \delta$. Hence $|S \cap S'| > (1 - \delta)|S|$. By assumption, it is possible that $|S \cap S'| < min_card$ so that $S \cap S'$ is not an ERS. By definition of $sim(\delta)$, $S \cap S'$ must be an ERS. This leads to a contradiction. Therefore, $(1 - \delta)card(S) \geq min_card$. So $\delta \leq 1 - min_card / card(S)$.

Proof of Theorem 3. Let $(C_1, S_1) (C_2, S_2) \dots (C_k, S_k)$ be a node's shrinking pair list in regular order. Assume the concatenation of C_1, C_2, \dots , and C_k is not a linear extension. Since the shrcon list of any pair is a linear extension, there exists concept c_i in C_i and c_j in C_j such that $i < j$ and $c_i > c_j$. Hence $|S_i| \geq |S_j|$ where S_i and S_j are the shrunk ERSes of C_i and C_j respectively. Since C_1, C_2, \dots , and C_k are also in increasing order of the cardinality of their shrunk ERSes, $|S_i| = |S_j|$ holds. By lemma 2, $S_i \supseteq S_j$. Therefore, $S_i = S_j$ holds. This contradicts that each pair has a distinct shrunk ERS. So the concatenation of C_1, C_2, \dots , and C_k is a linear extension. \square

Proof of Theorem 4. Let $(C_1, S_1) (C_2, S_2) \dots (C_k, S_k)$ be X 's shrinking pair list in regular order. Let L be the shrcon list of X . Without loss of generality, let $u \in C_i$ and $v \in C_j$ where $1 \leq i, j \leq k$.

Assume $i = j$. Then $Y = R(v | X)$. $Y \subseteq R(\{v\})$ holds. Hence $|v| \geq V$. This leads to a contradiction. So $i \neq j$.

Since v is after u in L , $j > i$ holds. According to the algorithm $calcST$ in Fig. 6, (C_j, S_j) is examined against (C_i, S_i) by Line 7-16, because the shrinking pair list of X is in regular order.

Assume $Y \subset S_j$. Since $S_j = R(v | X) = R(\{v\}) \cap X$, $Y \subset R(\{v\})$ holds. Hence $|v| \geq V$. This leads to a contradiction. So the condition in Line 13 does not hold.

Because of regular order, Line 7-12 is superfluous. Hence v is in the shrcon list of Y if and only if $|S_i \cap S_j| \geq min_card$ holds. Since $S_i \cap S_j = S_i \cap R(v | X) = S_i \cap R(\{v\}) \cap X = S_i \cap R(\{v\}) = R(v | Y)$, v is in the shrcon list of Y if and only if $|R(v | Y)| \geq min_card$ holds. \square

Proof of Theorem 5. Let L be the shrcon list of X .

(1) Obviously, y and z are in L . According to $calcST$ in Fig. 6, the shrcon list of any node is contained by that of its parent. Hence u is in L . Let T be the parent of W . w is in the shrcon list of T . Hence w is in L .

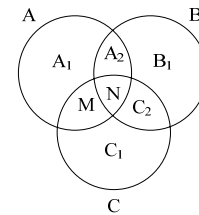


Fig. 18. Venn diagram of the three sets A, B and C .

(2) Obviously, y is in front of z in L . By (1), w and u are in the shrcon list of Z . According to *calcST* in Fig. 6, both w and u are behind z .

(3) Assume $x \leq w$. Let T be the parent of W and $c_1c_2\dots c_k w$ be the seed sequence from X to W . By lemma 15, $T = R(c_1c_2\dots c_k | X)$ and $W = R(c_1c_2\dots c_k w | X)$. Since $x \leq w$, $R(w | X) = R(\{w\}) \cap X \supseteq R(\{x\}) \cap X = X$. Hence $W = R(c_1c_2\dots c_k w | X) = R(c_1c_2\dots c_k | R(w | X)) \supseteq R(c_1c_2\dots c_k | X) = T$. This contradicts that T is the parent of W .

Assume $x > w$. Let L' be the shrcon list of the parent of X . By the conclusion in (1) and (2), both x and w are in L' and x is in front of w . This contradicts theorem 3.

Therefore, x and w are independent. Likewise, x is independent with y and z .

(4) and (5) hold obviously according to *calcST*. \square

Proof of Theorem 6. (1) By theorem 5 (3), c_1, c_2, \dots , and c_k are independent with each other. By lemma 15, $Y = R(c_1c_2\dots c_k | \mathcal{R}) = R(\{c_1, c_2, \dots, c_k\})$. Hence $\{c_1, c_2, \dots, c_k\}$ is a view of Y . (2) Assume there exists c_i in $\{c_1, c_2, \dots, c_k\}$ such that $c_i \notin V$. Since $\{c_1, c_2, \dots, c_k\}$ is a view of Y , there exists u in V such that $u < c_i$. Hence u is in the shrcon list of Z by theorem 5 (4). So c_i is in front of u in the shrcon list of the parent of Z by theorem 5 (2). This contradicts theorem 3. The assumption does not hold. $\{c_1, c_2, \dots, c_k\} \subseteq V$ holds. \square

Proof of Theorem 7.

(1) Sufficiency. $X \supset Y$ holds obviously. Since *calcST* in Fig. 6 is a depth-first algorithm, X is in front of Y in the preorder traversal of the shrinking tree.

(2) Necessity. Assume X is not an ancestor of Y in the shrinking tree. Let Z be the least common ancestor of X and Y , L be the shrcon list of Z , W be the child of Z in the path from Z to X , T be the child of Z in the path from Z to Y , w be the seed concept of W , and $c_1c_2\dots c_k$ be the seed sequence from Z to Y .

Since $X \supset Y$, $W \supset Y$ holds. By lemma 15, $Y = R(c_1c_2\dots c_k | Z)$. Since $Z \supset W$, $Y \cap W = R(c_1c_2\dots c_k | Z) \cap W = R(\{c_1, c_2, \dots, c_k\}) \cap Z \cap W = R(\{c_1, c_2, \dots, c_k\}) \cap W = R(c_1c_2\dots c_k | W)$. Since $W \supset Y$, $Y = R(c_1c_2\dots c_k | W)$ holds.

By lemma 15 (4), w is in the closed view of W . Since $W \supset Y$, there exists u in the closed view of Y such that $u \leq w$. u is not in the closed view of Z (otherwise, $W = R(w | Z) = R(\{w\}) \cap Z \supseteq R(\{u\}) \cap Z = Z$, which leads to a contradiction). Since X is in front of Y in the preorder traversal of the shrinking tree, W is visited before T . By Theorem 5 (5) and (2), w is in front of u in L . This contradicts that $u \leq w$.

Therefore, X is an ancestor of Y in the shrinking tree. \square

Proof of Theorem 8. Obviously, $(P \cup \{\mathcal{R}, \emptyset\}, \subseteq)$ is a poset. For any subset $X = \{S_1, S_2, \dots, S_n\} \subseteq P$, the following holds:

(a) S_1, S_2, \dots , and S_n have the LUB. Let $Y = \{S_1', S_2', \dots, S_k'\}$ be the set of all the common upper bounds in $P \cup \{\mathcal{R}, \emptyset\}$ of S_1, S_2, \dots , and S_n . Y is not empty since $\mathcal{R} \in Y$. Let $S = \bigcap_{i=1..k} S_i'$. Obviously, $S \supseteq \bigcup_{i=1..n} S_i$ holds. Hence $|S| \geq m$. By lemma 10, $S \in \mathcal{Q}_m$. If there exists S_i' in Y such that $S_i' \neq \mathcal{R}$, since S_i' is a visited node and $S_i' \supseteq S$, S is a visited node by theorem 7. Otherwise, there is $Y = \{\mathcal{R}\}$ so that S

is \mathcal{R} . Therefore, $S \in Y$ holds. Since $S \subseteq S_i'$ for any $i \in [1, k]$, node S is the LUB of S_1, S_2, \dots , and S_n ;

(b) S_1, S_2, \dots , and S_n have the GLB. Let $Y = \{S_1', S_2', \dots, S_k'\}$ be the set of all the common lower bounds in $P \cup \{\mathcal{R}, \emptyset\}$ of S_1, S_2, \dots , and S_n . Y is not empty since $\emptyset \in Y$. Let $S = \bigcap_{i=1..n} S_i$. By lemma 10, $S \in P \cup \{\mathcal{R}, \emptyset\}$. Hence $S \in Y$ holds. For any $i \in [1, k]$ and $j \in [1, n]$, $S_i' \subseteq S$ holds since $S_i' \subseteq S_j$. By theorem 7, S is a visited node. Therefore, node S is GLB of S_1, S_2, \dots , and S_n .

Let $Z = X \cup \{\emptyset\}$. For all the elements in Z , their GLB is \emptyset , and their LUB is equal to the LUB of all the elements in X .

Therefore, $(P \cup \{\mathcal{R}, \emptyset\}, \subseteq)$ is a complete lattice. Besides, it is bounded since \mathcal{R} is the greatest element and \emptyset is the smallest element. Hence $(P \cup \{\mathcal{R}, \emptyset\}, \subseteq)$ is a bounded complete lattice. \square

Proof of Lemma 21. We first show that $Z \supseteq Y$ if and only if $\{c\} \geq V$ holds.

(1) Necessity. Since $\{c\} \geq V$, $R(\{c\}) \supseteq R(V)$ holds by lemma 6. Hence $Z = R(c | X) = R(\{c\}) \cap X \supseteq R(\{c\}) \cap Y \supseteq R(V) \cap Y = Y$.

(2) Sufficiency. Assume $\{c\} \geq V$ does not hold. Since $Z = R(c | X)$ and $Z \supseteq Y$, $R(V \cup \{c\}) = Y \cap R(\{c\}) \supseteq Y \cap Z = Y$. Hence c is not independent with any concept in V . Since $\{c\} \geq V$ does not hold, $des(V, c)$ is empty. Hence $anc(V, c)$ is not empty. For any resource r in Y , r is in Z since $Z \supseteq Y$. Since $Z = R(c | X) \subseteq R(\{c\})$, $c \in con(r)$ holds. Therefore, $V - anc(V, c) \cup \{c\}$ is a view of Y . Since $V - anc(V, c) \cup \{c\} < V$, it contradicts that V is the closed view of Y . The assumption does not hold. $\{c\} \geq V$ holds.

Therefore (1) and (2) hold.

(3) $R(c | Y) = R(\{c\}) \cap Y = R(\{c\}) \cap Y \cap X = Y \cap R(c | X) = Y \cap Z$. \square

Proof of Theorem 9. Let Q and Q' be the sets of all the visited nodes and engaged nodes right before and right after the birth of P , respectively. There is $Q' = Q \cup \{P\}$. $A' = \max\{Z : Z \in Q' \wedge Z \subset X\} = \max(\{Z : Z \in Q \wedge Z \subset X\} \cup \{P\}) = \max(A \cup \{P\})$. By lemma 16, P is a maxsub node of X after P 's birth. Hence $A' = \{Z : Z \in A \wedge Z \not\subset P\} \cup \{P\}$. Denote all the subset nodes of P in Q' by $C = \{Z' : Z' \in Q' \wedge Z' \subset P\}$. For any Z' in C , $Z' \in Q$ since $Z' \neq P$. Since $Z' \subset P$, $Z' \subset X$ holds. There exists $Z \in A$ such that $Z' \subseteq Z$. Hence $Z' \subseteq Z \cap P$. By lemma 9, $Z \cap P$ is an ERS. Therefore, the maxsub nodes of P right after the birth of P are $\max\{Z \cap P : Z \in A\}$. \square

Proof of Theorem 10. Let b be the seed concept of B . By theorem 5, both b and u are in the shrcon list L_A of A , and b is in front of u in L_A . Let S be the ERS of u 's corresponding pair in L_A such that $S = R(u | A)$. Let V_B and V_Y be the closed views of B and Y respectively.

Assume $S \supseteq B$. By lemma 21, $\{u\} \geq V_B$ holds. Since $V_B \geq V_Y$, $\{u\} \geq V_Y$ holds. This leads to a contradiction. Hence $S \supseteq B$ does not hold.

Since $R(C | Y)$ is an ERS, $R(C_r | Y)$ is an ERS. Since u is in C_r , $R(u | Y)$ is an ERS. Since $Y \subseteq B$, $R(u | B)$ is an ERS.

According to theorem 4, u is in the shrcon list of B . \square

Proof of Theorem 11. Let V_D and V_Y be the closed views of D and Y respectively.

Assume $c = s_1$. By theorem 6, $c \in V_D$. Hence $\{c\} \geq V_D$. Since $V_D \geq V_Y$, $\{c\} \geq V_Y$ holds. This contradicts the presumption that C is reduced. Hence $c \neq s_1$.

Assume c is after s_1 in the shrcon list of Z . Since Z is the first node whose shrcon list contains C_r during the moving of Y , there exists u in C_r which is not contained by the shrcon list of D . Since u is after s_1 in the shrcon list of Z , $|R(u|D)| < \text{min_card}$ holds by theorem 4. Hence $|R(C|Y)| = |R(C_r|Y)| \leq |R(C_r|D)| \leq |R(u|D)| < \text{min_card}$. $R(C|Y)$ is not an ERS which contradicts the presumption.

Therefore, c is in front of s_1 in the shrcon list of Z . \square

Proof of Lemma 23. $R(C|Y) = R(C|R(s_1s_2\dots s_k|Z)) = R(\{s_1, s_2, \dots, s_k\} \cup C - \{c\} | R(c|Z)) = R(C'|T)$. $R(C'|T) = R(C_r|T)$ holds obviously. \square

Proof of Lemma 24. Let u be any concept in C_r' . u is after c in the shrcon list of Z . Since $R(C|Y)$ is an ERS, $R(C_r'|T)$ is an ERS. $R(u|T)$ is an ERS. Hence u is in the shrcon list of T . Therefore, C_r' is contained by the shrcon list of T . \square

Proof of Theorem 12. (1) Assume $x, y \in U$ such that $y < x$. x is verified before y . When x is added to U , y is removed from E and would never be verified. Hence y cannot be in U . This leads to a contradiction. Hence U is a label (see definition 2).

(2) $U \geq V$ holds obviously.

(3) Assume there does not exist c in U such that $c \geq v$. Hence for any concept u in U , v is independent of u or $u < v$.

In the first case, v is not removed during the verification of any concept in front of it so that it must be verified. Let $V' = V - \text{des}(V, u) \cup \{u\}$. Since $I \geq V' \geq V$, V' is a view of X by lemma 8. Therefore, v is in U . This contradicts the presumption.

In the second case, v is in front of u in E . There are two situations:

- (a) v is not verified. Hence there exists w in U such that $w > v$. Since $u < v$, $w > u$ holds. This contradicts that U is a label; and,
- (b) v is verified. Let $V' = V - \text{des}(V, v) \cup \{v\}$. Since $I \geq V' \geq V$, V' is a view of X by lemma 8. Since $u < v$, u is removed from E so that u is not verified. This contradicts that $u \in U$.

Therefore, the assumption does not hold. \square

Proof of Lemma 26. Let x be any concept in I . By theorem 12, there exists u in U such that $u \geq v$. Since $I \geq V$, there exists v in V such that $x \geq v$. Hence $x \in P$. So $I \subseteq P$ holds. \square

Proof of Theorem 13. (1) Sufficiency. Assume there exists V' in S such that $A \geq V'$. By lemma 6, $R(A) \supseteq R(V')$. Since V' is the closed view of some predecessor of X , $R(V') \supset X$. Hence $R(A) \supset X$. A is not a closed view of X . This leads to a contradiction. So there does not exist V' in S such that $A \geq V'$. (2) Necessity. Assume A is not a view of X . For any

concept c in A , $c \in P$ holds since $A \subseteq P$. Hence there exists $v \in V$ such that $v \leq c$. So $V \leq A$. $X \subseteq R(A)$ holds. There exists a predecessor Y of X such that $Y \subseteq R(A)$. Let V' be the closed view of Y . $A \geq V'$ holds by lemma 7. This leads to a contradiction. So A is a view of X . \square

Proof of Theorem 14. Any element in Q is a view of X .

Given any node T with path $Ac_{i1}c_{i2}\dots c_{it}$ such that $A = \text{floor}(\{c_{i1}, c_{i2}, \dots, c_{it}\})$ is a view of X , assume there exists view V' in Q such that $V' > A$. The reason of pruning the branch with root T in the enumeration tree is as follows. Let T' be any node in the subtree rooted with T whose path is $Ac_{i1}c_{i2}\dots c_{it}c_{j1}c_{j2}\dots c_{jp}$. Let $B = \text{floor}(\{c_{i1}, c_{i2}, \dots, c_{it}, c_{j1}, c_{j2}, \dots, c_{jp}\})$. Let u be any concept in A . Hence u is in B or there exists a concept c_{jq} such that $u > c_{jq}$ where $1 \leq q \leq p$. Hence $B \leq A$. $V' > B$ holds. By the definition of irreducible view, B is not an irreducible view of X .

Suppose current path's corresponding label A be verified as a view of X . If there exists B in current Q such that $B > A$, A cannot be irreducible view of X since B is a view of X . Otherwise, any view B' in current Q such that $B' < A$ is removed since it cannot be an irreducible view of X .

On the termination of the traversal, all the elements in Q are X' views, mutually independent, and no other view of X is larger than any of them. Therefore, Q is the set of all the irreducible views of X at the end of traversal. \square

Proof of Theorem 15. Let $X = \text{join}(S_1, S_2, \dots, S_k)$. Assume $J \neq X$. Since the closed view of J is larger than that of any S_i , J is an upper bound of all S_i , by lemma 7. Hence $J \supseteq X$ by the definition of join . By assumption, $J \supset X$ holds. So there is a path between J and X in the lattice ERSL. There exists a successor Y of J such that $Y \supseteq X$. Hence the closed view of Y is larger than that of X . So the algorithm does not terminate at J . This leads to a contradiction. So $J = \text{join}(S_1, S_2, \dots, S_k)$.

Let $X = \text{meet}(S_1, S_2, \dots, S_k)$. Assume $M \neq X$. Since the closed view of M is smaller than that of any S_i , M is a lower bound of all S_i , by lemma 7. Hence $M \subseteq X$ by the definition of meet . By assumption, $M \subset X$ holds. So there is a path between M and X in the lattice ERSL. There exists a predecessor Y of M such that $Y \subseteq X$. Hence the closed view of Y is smaller than that of X . So the algorithm does not terminate on M . This leads to a contradiction. So $M = \text{meet}(S_1, S_2, \dots, S_k)$. \square

Proof of Theorem 16. Let $S' = S_1 \cap S_2 \cap \dots \cap S_k$. According to the proof of theorem 2, if $|S'| < \text{min_card}$, $\text{meet}(S_1, S_2, \dots, S_k)$ is \emptyset ; otherwise, it is S' . There is $S' = S_1' \cap S_2' \cap \dots \cap S_p' = R(V_1) \cap R(V_2) \cap \dots \cap R(V_p) = R(\cup_{i \in [1, p]} V_i)$. $S' = S$ holds. Therefore, If $|S| < \text{min_card}$, $\text{meet}(S_1, S_2, \dots, S_k)$ is \emptyset ; otherwise, it is S . \square

Proof of Lemma 29. (1) Since $S' - \text{sim}(\delta) - S$, $S' - \text{sim} - S$ holds. Hence $S \cap S'$ is an ERS. (2) Since $S' - \text{sim}(\delta) - S$, $S \cap S' \subset S$ holds. There is $\text{dist}(S \cap S', S) < \delta$ according to (2). Hence $(S \cap S') - \text{sub}(\delta) - S$ holds. (3) $\text{dist}(S', S) = 1 - |S \cap S'| / |S \cup S'| = 1 - |S \cap S'| / (|S| + |S'| - |S \cap S'|) < \delta$. Hence $\text{card}(S') < (2 - \delta) / (1 - \delta) \text{card}(S \cap S') - \text{card}(S)$ holds. \square

Proof of Lemma 30. Let S' be any ERS such that S' - $sim(\delta)$ - S . By lemma 29, $(S \cap S')$ - $sub(\delta)$ - S holds. Hence, $S' \in T(S \cap S')$. Accordingly, $\cup_{X-sub(\delta)-S} T(X)$ is the set of all the ERSes with relation $sim(\delta)$ to S . By the definition of $maxsim$, $maxsim(S, \delta) = max(\cup_{X-sub(\delta)-S} max(T(X)))$ holds. \square

- Technical Report of Knowledge Grid Research Center, KGRC-2009-02, www.knowledgegrid.net/TR.