

UNSTABLE HELIUM SHELL BURNING ON ACCRETING WHITE DWARFS

KEN J. SHEN

Department of Physics, Broida Hall, University of California, Santa Barbara, CA 93106; kenshen@physics.ucsb.edu

LARS BILDSTEN

Kavli Institute for Theoretical Physics and Department of Physics, Kohn Hall, University of California, Santa Barbara, CA 93106; bildsten@kitp.ucsb.edu

Draft version January 17, 2019

ABSTRACT

AM Canum Venaticorum (AM CVn) binaries consist of a degenerate helium donor and a helium, C/O, or O/Ne WD accretor, with accretion rates of $\dot{M} = 10^{-13} - 10^{-5} M_{\odot} \text{ yr}^{-1}$. For accretion rates $< 10^{-6} M_{\odot} \text{ yr}^{-1}$, the accreted helium ignites unstably, resulting in a helium flash. As the donor mass and \dot{M} decrease, the ignition mass increases and eventually becomes larger than the donor mass, yielding a “last-flash” ignition mass of $\lesssim 0.1 M_{\odot}$. Bildsten et al. (2007) predicted that the largest outbursts of these systems will lead to dynamical burning and thermonuclear supernovae. In this paper, we study the evolution of the He-burning shells in more detail. We calculate maximum achievable temperatures as well as the minimum envelope masses that achieve dynamical burning conditions, finding that AM CVn systems with accretors $\gtrsim 0.8 M_{\odot}$ will undergo dynamical burning. Triple- α reactions during the hydrostatic evolution set a lower limit to the ^{12}C mass fraction of 0.001 – 0.05 when dynamical burning occurs, but core dredge-up may yield ^{12}C , ^{16}O , and/or ^{20}Ne mass fractions of ~ 0.1 . Accreted ^{14}N will likely remain ^{14}N during the accretion and convective phases, but regardless of ^{14}N ’s fate, the neutron-to-proton ratio at the beginning of convection is fixed until the onset of dynamical burning. During explosive burning, the ^{14}N will undergo $^{14}\text{N}(\alpha, \gamma)^{18}\text{F}(\alpha, p)^{21}\text{Ne}$, liberating a proton for the subsequent $^{12}\text{C}(p, \gamma)^{13}\text{N}(\alpha, p)^{16}\text{O}$ reaction, which bypasses the relatively slow α -capture onto ^{12}C . Future hydrodynamic simulations must include these isotopes, as the additional reactions will reduce the Zel’dovich-von Neumann-Döring (ZND) length, making the propagation of the detonation wave more likely.

Subject headings: binaries: close— novae, cataclysmic variables— supernovae: general— white dwarfs

1. INTRODUCTION

Helium accretes onto helium, C/O, and O/Ne white dwarfs (WDs) at accretion rates ranging from $\dot{M} = 10^{-13} - 10^{-5} M_{\odot} \text{ yr}^{-1}$ in AM Canum Venaticorum (AM CVn) binaries. Bildsten et al. (2007) showed that the resulting unstable helium flashes for \dot{M} ’s between $10^{-8} - 10^{-6} M_{\odot} \text{ yr}^{-1}$ may lead to a new kind of thermonuclear supernova (SN) that rises and falls in $\simeq 10$ days and reaches at most one-tenth the brightness of a normal Type Ia SN. These .Ia SNe have yet to be detected (the recent SN 2008ha comes the closest to resembling a .Ia SN; Foley et al. 2009), but upcoming surveys such as the Palomar Transient Factory, Pan-STARRS-1, and Sky-Mapper will have cadences, depths, and sky coverage adequate to detect them if Bildsten et al. (2007)’s predicted rates in old stellar populations of ~ 1 per 10^4 yr in a $10^{11} M_{\odot}$ galaxy are correct.

While it is known that the accumulated helium layer on the WD burns in an unstable manner once $\dot{M} \lesssim 10^{-6} M_{\odot} \text{ yr}^{-1}$ (Iben & Tutukov 1989), it remains uncertain as to how the resulting flash evolves. In this paper, we calculate the time evolution of fully convective He-burning envelopes as a series of hydrostatic solutions. This convective burning phase lasts for months – decades, much longer than the time it takes for transverse equilibration. Hence, we assume spherical symmetry throughout our work. Due to hydrostatic radial

expansion, the pressure at the base of the accumulated shell decreases, which leads to a maximum temperature for the base of the He-burning shell. For each WD mass, there is a minimum helium shell mass for which the nuclear heating timescale becomes shorter than the time for a sound wave to traverse the radial thickness of the shell. Though this is not a definitive condition for the onset of a rapid detonation, it certainly is the beginning of dynamical burning, either via a deflagration or a detonation. These minimum shell masses are naturally reached in the evolution of the AM CVn binaries (Bildsten et al. 2007). Smaller shell masses lead to helium novae, like that which likely caused the outburst of V445 Puppis (Kato & Hachisu 2003; Iijima & Nakanishi 2008; Kato et al. 2008).

Our work provides the initial data relevant to the hydrodynamic calculations needed to determine the outcome of these unstable flashes. In §2, we describe previous calculations of helium ignition masses that motivate our range of envelope masses. In §3, we describe our hydrostatic calculation and calculate the maximum temperatures reached during the envelope’s hydrostatic evolution, as well as the minimum envelope masses required to achieve dynamical burning. For AM CVn binaries with accretor masses $\gtrsim 0.8 M_{\odot}$, the last (and largest) helium flash will undergo dynamical burning. While the focus of this paper is on the evolution of He-burning shells in AM CVn binaries, our method’s simplicity also lends it-

self to other applications, such as the helium core flash at the tip of the red giant branch (RGB), which we explore in §3.2. The effect of composition on our results is described in §4. We find that conditions for α -chain and ^{14}N burning are not reached prior to dynamical burning, leaving unburned ^{12}C , ^{14}N , ^{16}O , and ^{20}Ne that will make a propagating detonation more likely in the thin shell as compared to calculations assuming pure helium. The nuclear burning will be even further enhanced by the catalyzing effect of protons released in ^{18}F α -captures. We also find that the neutron-to-proton ratio is fixed between the beginning of convection and the onset of dynamical burning. In §5, we summarize our work.

2. HELIUM IGNITION MASSES ON ACCRETING WHITE DWARFS

Though the purpose of this paper is to study the evolution of unstable helium flashes on helium, C/O, and O/Ne WDs, we must first set the stage by discussing the expected ignition masses, M_{ign} . All work done to date has been for constant \dot{M} 's and a range of core temperatures, T_c , which are not necessarily the appropriate conditions for AM CVn binaries. However, these initial works prove adequate to reveal the parameters relevant for the AM CVn's.

2.1. Numeric work and analytic expectation

There have been many numerical calculations of the ignition masses of He-accreting WDs (Nomoto & Sugimoto 1977; Taam 1980a,b; Nomoto 1982a; Fujimoto & Sugimoto 1982; Woosley, Taam, & Weaver 1986; Iben & Tutukov 1991; Limongi & Tornambé 1991; Woosley & Weaver 1994; Piersanti et al. 1999; Piersanti, Cassisi, & Tornambé 2001; Goriely et al. 2002; Yoon & Langer 2004), covering a large range of WD core masses ($M_c = 0.4 - 1.28 M_\odot$) and accretion rates ($\dot{M} = 5 \times 10^{-10} - 2 \times 10^{-7} M_\odot \text{ yr}^{-1}$). Note that the conductive opacity used in all of the pre-1991 studies was erroneously high due to a typographical error in Iben (1975). As Iben & Tutukov (1991) note, a higher conductive opacity reduces the heat flow into the degenerate core, so the envelope stays hotter than it should be, and thus the pre-1991 ignition masses are as much as a factor of 2 lower than they should be.

Some authors only publish the accreted mass at ignition, M_{ign} , which can be larger than the mass initially contained in the convective zone due to the fact that the temperature peak in the hot accreting envelope can be above the envelope base. Thus, for $\dot{M} > 3 \times 10^{-8} M_\odot \text{ yr}^{-1}$, the convective envelope can be initially as small as $0.5 M_{\text{ign}}$ (Fujimoto & Sugimoto 1982; Limongi & Tornambé 1991), and so M_{ign} is an upper limit to the convective envelope mass, M_{env} . For $\dot{M} \lesssim 10^{-8} M_\odot \text{ yr}^{-1}$, the envelope is not drastically hotter than the core, so the temperature peak at ignition is near the envelope base, and $M_{\text{env}} \simeq M_{\text{ign}}$ (Limongi & Tornambé 1991; Iben & Tutukov 1991).

Figure 1 displays numerically calculated ignition masses as a function of \dot{M} , presumed to be constant, for $0.6 M_\odot$ (squares), $0.8 M_\odot$ (triangles), and $1.08 - 1.2 M_\odot$ (crosses) WDs. The $1.08 - 1.2 M_\odot$ ignition masses (Taam 1980b; Nomoto 1982a; Fujimoto & Sugimoto

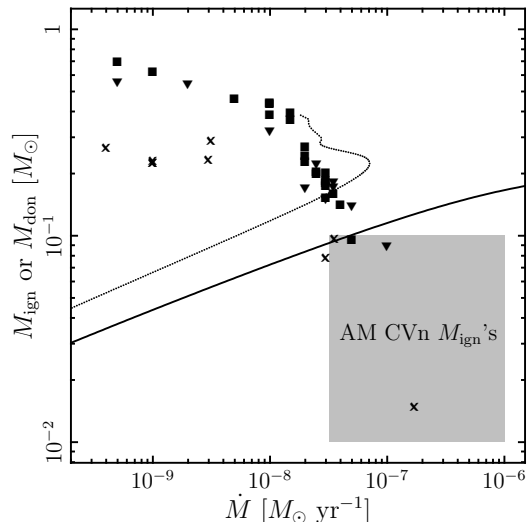


FIG. 1.— The points show M_{ign} as a function of \dot{M} for $0.6 M_\odot$ (squares), $0.8 M_\odot$ (triangles), and $1.08 - 1.2 M_\odot$ WDs (crosses) from numerical studies in the published literature; see text for sources. The values for the $1.08 - 1.2 M_\odot$ models may be too low due to an opacity error (see text). The donor mass evolution of a degenerate helium donor from C. Deloye (2007, private communication) is shown as a solid line; the donor mass evolves from upper-right to lower-left. Ignition masses expected for AM CVn binaries are within the shaded region. The evolution of a He-burning donor is shown as a dotted line, evolving first to higher and then to lower \dot{M} (Yungelson 2008).

1982; Woosley, Taam, & Weaver 1986) were calculated before 1991, so they may be lower than an updated calculation would find. Note that the numerical ignition masses are nearly independent of M_c for $0.6 M_\odot \leq M_c \leq 1.2 M_\odot$ and $\dot{M} > 10^{-8} M_\odot \text{ yr}^{-1}$. The data points shown in Figure 1 do not include the NCO chain (Hashimoto et al. 1986; Piersanti et al. 1999; Piersanti, Cassisi, & Tornambé 2001), which can ignite a flash prior to the onset of triple- α burning but is likely negligible for AM CVn systems; see §4.1 for details.

Iben & Tutukov (1989) used a one-zone calculation to estimate the helium ignition mass as

$$M_{\text{ign}} \simeq 0.04 M_\odot \left(\frac{R_b}{5 \times 10^8 \text{ cm}} \right)^{3.75} \times \left(\frac{M_c}{M_\odot} \right)^{-0.30} \left(\frac{\dot{M}}{10^{-8} M_\odot \text{ yr}^{-1}} \right)^{-0.57}, \quad (1)$$

where R_b is the radius at the base of the accreted envelope. This rough calculation underestimates the ignition masses from the numerical work listed above by a factor of ~ 5 , or even a factor of 10 for $M_c > M_\odot$. However, the scaling of $M_{\text{ign}} \propto \dot{M}^{-0.57}$ roughly matches the numerical results for $\dot{M} > 10^{-8} M_\odot \text{ yr}^{-1}$.

In addition to their numerical work, Iben & Tutukov (1991) attempted to improve their previous one-zone analytic estimate by accounting for the inward luminosity into the core from the envelope. Their result is

$$M_{\text{ign}} \simeq 0.07 M_\odot \left(\frac{\beta}{0.5} \right)^{-5/7} \left(\frac{R_b}{5 \times 10^8 \text{ cm}} \right)^{8/7}$$

$$\times \left(\frac{M_c}{M_\odot} \right)^{3/7} T_8^{5/7}, \quad (2)$$

where the helium ignition temperature in units of 10^8 K, T_8 , is roughly equal to 1, and β is the fraction of the gravitational energy released by the accreting envelope material falling that goes into heating the core. Note that this M_{ign} is independent of \dot{M} , which is in conflict with the numeric work listed above for $\dot{M} > 3 \times 10^{-9} M_\odot \text{ yr}^{-1}$. However, the more gradual scaling with M_c and R_b is in better agreement with the literature than the analytic estimate from Iben & Tutukov (1989).

2.2. AM CVn ignition masses

The evolution of a fully-degenerate helium donor, as appropriate for AM CVn systems, is shown as a solid line in Figure 1 (C. Deloye 2007, private communication), beginning at $\dot{M} > 10^{-6} M_\odot \text{ yr}^{-1}$ and evolving to lower accretion rates. For $\dot{M} \gtrsim 3 \times 10^{-6} M_\odot \text{ yr}^{-1}$, outside of the bounds of Figure 1, the He-burning in the accreted shell is thermally stable (Iben & Tutukov 1989; Tutukov & Yungelson 1996; Shen & Bildsten 2007), potentially resulting in short-period supersoft sources (van Teeseling et al. 1997). As the donor loses mass, \dot{M} decreases, the donor evolves from the upper-right of Figure 1 to the lower-left, and the He-burning becomes unstable (Bildsten et al. 2006). Bildsten et al. (2007) showed that the resulting ignition masses lie within the shaded region. When the donor mass becomes smaller than the required helium ignition mass, there will be no more helium explosions in the system. Thus, there is a “last-flash” M_{ign} that is the maximum ignition mass for a given M_c in an AM CVn system (Bildsten et al. 2007), which Figure 1 shows to be $\lesssim 0.1 M_\odot$. Accurate M_{ign} values await calculations with \dot{M} -evolution during the period of accumulation. These must also include the core heating from earlier phases of stable burning and weak flashes (Tutukov & Yungelson 1996; Bildsten et al. 2006).

The AM CVn last-flash M_{ign} is lower than the $0.2 - 0.6 M_\odot$ helium shells expected in binary systems with He-burning donors, which were studied as potential Type Ia SN progenitors via the double-detonation scenario (Nomoto 1982a,b; Woosley, Taam, & Weaver 1986; Livne 1990; Livne & Glasner 1990, 1991; Woosley & Weaver 1994). The donor evolution for a He-burning star is shown as a dotted line in Figure 1 (Yungelson 2008). The initial donor and accretor masses are 0.4 and $0.6 M_\odot$. The system comes into contact at an orbital period of 80 min and evolves first to higher \dot{M} 's and then to lower \dot{M} 's under the influence of gravitational wave radiation. The \dot{M} -evolution for these stars leads to $M_{\text{ign}} \gtrsim 0.2 M_\odot$, significantly higher than those expected in AM CVn systems. The strong overlap of the calculated points in Figure 1 with the He-burning star evolution is due to the substantial work on double-detonations.

3. CALCULATION AND EXAMPLE

AM CVn ignition masses can be as large as $0.1 M_\odot$, and because the accreted envelope can be such a large proportion of the WD mass, it is important that

the envelope and core variables are calculated consistently so as to maintain hydrostatic equilibrium. Our calculations thus differ from the analytical work of Fujimoto & Sugimoto (1982), who assumed that the radius of the underlying WD remains unchanged throughout the evolution of the flash.

The lowest density in the underlying WD, just under the base of the accreted envelope, is $\sim 10^5 \text{ g cm}^{-3}$ at the time of helium ignition. The associated Fermi energy is equal to the thermal energy when $T = 4 \times 10^8 \text{ K}$ ($\rho/10^5 \text{ g cm}^{-3}$)^{2/3}. Thus, for a core temperature $T_c < 10^8 \text{ K}$, the temperature will not significantly affect the core structure. For simplicity, we choose $T_c = 10^7 \text{ K}$ for all of our models (unless otherwise noted as in §3.2) as expected for the majority of the helium flashes and a factor of a few lower than the maximum T_c expected for the last flash in AM CVn systems (Bildsten et al. 2006). The core is assumed to have a homogenous composition of 50% C and 50% O by mass, but the core structure is nearly independent of the composition choice because ${}^4\text{He}$, ${}^{12}\text{C}$, ${}^{16}\text{O}$, and ${}^{20}\text{Ne}$ all have the same charge-to-mass ratio. The equation of state (Saumon et al. 1995; Timmes & Swesty 2000; Rogers & Nayfonov 2002), opacity (Iglesias & Rogers 1993, 1996), nuclear burning network (Timmes 1999, unless otherwise noted), neutrino cooling (Itoh et al. 1996), and electron screening (Graboske et al. 1973; Alastuey & Jancovici 1978; Itoh et al. 1979) are calculated with the MESA code package.¹

The density and radius are integrated outwards in mass coordinates from a central density, ρ_c , under the assumption of hydrostatic equilibrium until the desired WD core mass, M_c , is reached. Specifying ρ_c , M_c , and T_c gives the pressure and radius at the WD core-envelope interface. Since the pressure and radius are continuous variables, these are equal to the pressure and radius at the base of the accreted envelope, P_b and R_b , whereas the temperature and composition are discontinuous at the WD core-envelope boundary by construction. The assumption of a discontinuous composition relies on minimal diffusion during the accretion phase, justified in Appendix A.

The actively-burning envelope is an efficient convection zone,² so that the temperature profile is given by the adiabatic index, $\nabla_{\text{ad}} \equiv \partial \ln T / \partial \ln P|_s$. The pressure and radius at the base of the envelope, calculated from the core integration, are used as the starting point of the envelope integration. A base temperature, T_b , is specified, and the envelope variables are integrated outwards until $P(r) \ll P_b$, yielding the envelope mass, M_{env} , as a function of T_b for a particular combination of P_b and R_b . For a given M_c , there is at most one T_b for each P_b that yields the desired M_{env} . Thus, for fixed M_c and M_{env} , we can describe the evolution of P_b and T_b during the flash as the envelope's entropy is increased by nuclear burning.

Figure 2 shows the evolution of the base temperature and pressure for 0.01 , 0.1 , and $0.2 M_\odot$ envelopes on a WD with $M_c = 0.6 M_\odot$ (solid lines). Figure 3 shows the same, but for 0.01 , 0.05 , and $0.1 M_\odot$ envelopes on a

¹ <http://mesa.sourceforge.net/>

² The convective speed, v_c , can be defined via the convective flux as $F_c \sim \rho v_c^3$. Efficient convection is equivalent to the condition that $v_c \ll c_s$.

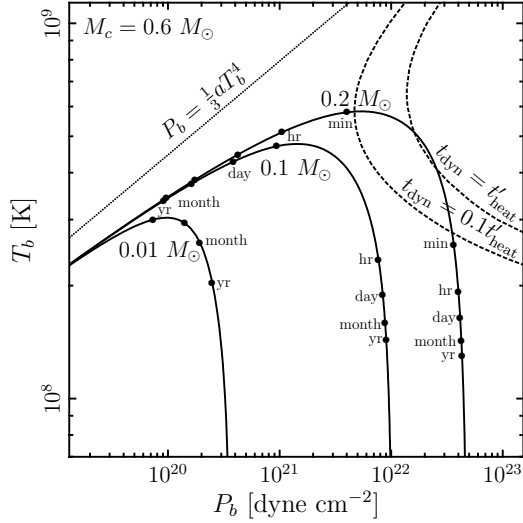


FIG. 2.— Hydrostatic evolution of T_b and P_b for fully convective 0.01, 0.1, and 0.2 M_\odot pure helium envelopes on a 0.6 M_\odot WD with $T_c = 10^7$ K (solid lines). The base temperatures at ignition are $\sim 10^8$ K. Conditions for which the global heating timescale, t_{heat} , equals various timescales up to 1 minute are labelled. As the envelopes evolve to higher entropy configurations, T_b rises at nearly constant pressure until the scale height becomes $\simeq 20\%$ of the WD radius, at which point the envelope expands and P_b and T_b decrease. The radiation pressure limit, $P_b = aT_b^4/3$ (dotted line), provides an upper bound to T_b . Also shown are conditions for which $t_{\text{dyn}} = t'_{\text{heat}}$ and $0.1t'_{\text{heat}}$ (dashed lines); see §3.1.

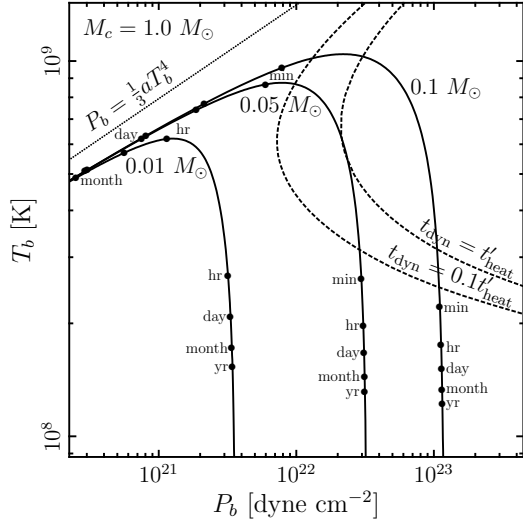


FIG. 3.— Same as Fig. 2, but for 0.01, 0.05, and 0.1 M_\odot envelopes on a 1.0 M_\odot WD.

1.0 M_\odot WD. The envelopes are composed of pure helium for simplicity because the triple- α reaction is the dominant entropy source for displaying the envelope evolution and dynamical burning conditions that are shown in Figures 2 and 3; see §4 for details on the effects of envelope composition.

Convection is initiated when $T_b \simeq 10^8$ K. As He-burning increases the entropy of the envelope, T_b rises at nearly constant pressure because the envelope is initially geometrically thin; the ratio of pressure scale height, h ,

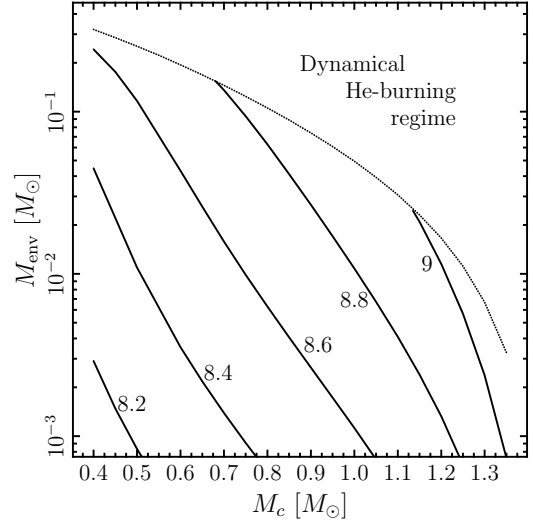


FIG. 4.— Maximum T_b for convective helium envelopes. Contours of constant maximum T_b are labelled by their logarithmic value. The minimum M_{env} that achieves dynamical burning (as defined by reaching $t_{\text{dyn}} = t'_{\text{heat}}$; see §3.1) is shown by the dotted line. Envelopes larger than this minimum M_{env} become dynamical before reaching their maximum T_b . Lowering the requirement to $t_{\text{dyn}} = 0.1t'_{\text{heat}}$ reduces the minimum M_{env} by a factor of ~ 2 , as shown in Fig. 5.

to core radius, assuming pressure due to non-relativistic electron degeneracy, is

$$\frac{h}{R_b} = 0.07 \left(\frac{P_b}{10^{22} \text{ dyne cm}^{-2}} \right)^{2/5} \times \left(\frac{M_\odot}{M_c} \right) \left(\frac{R_b}{5 \times 10^8 \text{ cm}} \right), \quad (3)$$

where $h = P_b/\rho_b g$ and $g = GM_c/R_b^2$ is the gravitational acceleration at the envelope base. Thus, P_b remains nearly constant during the initial phase of the flash and is approximately equal to $GM_c M_{\text{env}}/4\pi R_b^4$.

The hydrostatic growth of the envelope is governed by a timescale $t_{\text{heat}} \equiv \int (c_P T dm) / \int (\epsilon dm)$, where c_P is the specific heat, and the energy generation rate is ϵ . The integrals are performed over the entire convective envelope because even though the majority of nuclear burning occurs at the base of the envelope, the entropy release must heat the whole convective zone (Weinberg et al. 2006; Piro & Chang 2008). Conditions for which t_{heat} equals a year, a month, a day, an hour, and a minute are labelled in Figures 2 and 3, if the envelope evolves quickly enough. Note that t_{heat} first decreases with increased entropy but then increases after radial expansion becomes important and T_b reaches its peak.

The ideal gas pressure and radiation pressure become important as the entropy and temperature increase, and the envelope becomes geometrically thick, resulting in a decrease of P_b . Further entropy increase when the shell is thick results in a decrease of T_b , with the maximum temperature achieved when $h \simeq 0.2R_b$. This maximum T_b only depends on M_c and M_{env} for a given envelope composition. Figure 4 shows contours of maximum T_b for pure helium envelopes as a function of the WD mass. The contours are truncated at the M_{env} 's above which the burning becomes dynamical before the maximum tem-

perature is reached (*dotted line*); see §3.1.

Because of the ultracompact nature of AM CVn binaries, we must consider the possibility of binary interactions during the evolution of the helium flash. At orbital periods > 3 min, as expected during the helium flash regime when $\dot{M} = 3 \times 10^{-8} - 2 \times 10^{-6} M_{\odot} \text{ yr}^{-1}$ (Nelemans et al. 2001; Bildsten et al. 2006), the binary has a separation $> 4 \times 10^9$ cm, wide enough that the radius of the burning WD stays within its Roche radius for envelopes that achieve dynamical burning. However, the evolution of non-dynamical envelopes after the peak temperature must account for the impact of Roche-lobe filling and a possible common envelope phase. We leave these details for future work.

3.1. Dynamical burning

Our calculations have assumed that the convective motion is very subsonic (i.e., the convection is efficient), so that the envelope is in hydrostatic equilibrium. However, if the base of the envelope heats up more rapidly than it can adjust to maintain hydrostatic equilibrium, this assumption is contradicted. To quantify this condition, we compare the local heating timescale at the base, $t'_{\text{heat}} \equiv c_P T_b / \epsilon_b$, to the dynamical timescale, $t_{\text{dyn}} \equiv h / c_s$, where the pressure scale height, the sound speed, $c_s \equiv \sqrt{\partial P / \partial \rho}|_{\text{ad}}$, the specific heat, and the energy generation rate are evaluated at the envelope base. The local timescale, t'_{heat} , as opposed to the global timescale, t_{heat} , is the appropriate choice because we wish to know when the base conditions decouple from the rest of the envelope. The majority of nuclear burning occurs near the base of the envelope, but the thermal energy content is spread out in the envelope, so t'_{heat} is shorter than t_{heat} by a factor of $\simeq 10$.

When the local heating timescale becomes shorter than the dynamical timescale and the envelope cannot adjust itself to maintain hydrostatic equilibrium, an overpressure develops, which may lead to a detonation. As Bildsten et al. (2007) explain, such a detonation at the relatively low ignition pressures achieved in AM CVn systems produces radioactive isotopes such as ^{48}Cr , ^{52}Fe , and ^{56}Ni . The combination of their short half-lives and the small ejecta masses yields explosions with brightnesses comparable to sub-luminous Type Ia SNe, but with more rapid decays of $\simeq 5 - 10$ days.

Figures 2 and 3 show conditions for which $t_{\text{dyn}} = t'_{\text{heat}}$ for a 0.6 and a $1.0 M_{\odot}$ WD, respectively (*dashed lines*). We also show conditions for which $t_{\text{dyn}} = 0.1 t'_{\text{heat}}$ in order to account for uncertainty in the exact requirements for the initiation of dynamical burning. Since dynamical burning is achieved before an envelope reaches its peak T_b , the contours in Figure 4 are truncated for envelopes that reach $t_{\text{dyn}} = t'_{\text{heat}}$.

It is clear that large envelopes will burn dynamically, while smaller ones will not, and that there is a minimum envelope mass for which dynamical burning conditions are reached. Typical timescales at the onset of dynamical burning for these minimum mass envelopes range from $t_{\text{dyn}} = t'_{\text{heat}} = 0.1 - 0.5$ s. Figure 5 shows these minimum dynamically-burning M_{env} 's vs. WD mass for both $t_{\text{dyn}} = t'_{\text{heat}}$ and $0.1 t'_{\text{heat}}$ (*solid lines*). Also shown is Bildsten et al. (2007)'s estimate of the “last-flash” $M_{\text{ign}} = 0.03 - 0.1 M_{\odot}$ expected for AM CVn bi-

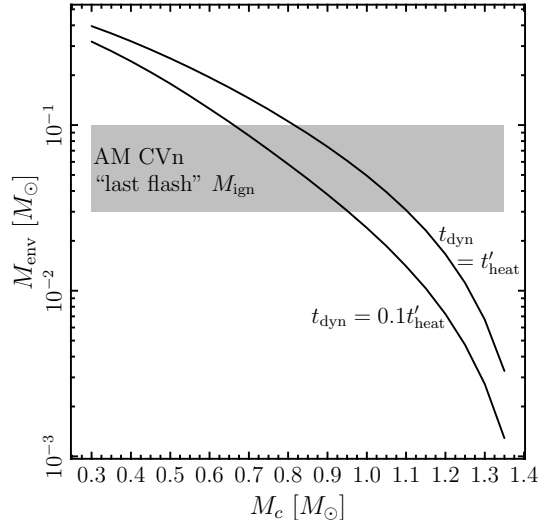


FIG. 5.— Minimum M_{env} 's that reach dynamical burning conditions vs. M_c (*solid lines*). To account for uncertainties, masses that achieve $t_{\text{dyn}} = t'_{\text{heat}}$ and $t_{\text{dyn}} = 0.1 t'_{\text{heat}}$ are shown. The shaded region shows $M_{\text{env}} = 0.03 - 0.1 M_{\odot}$, which is an estimate of the “last-flash” M_{ign} expected for AM CVn binaries (Bildsten et al. 2007).

naries (*shaded region*), indicating that accretor masses $\gtrsim 0.8 M_{\odot}$ will undergo dynamical burning in AM CVn systems, giving rise to .Ia SNe.

3.2. Helium core flash on the red giant branch

The simplicity of our calculation can be applied to any situation involving a convective He-burning shell on an isothermal core, with the caveat that the outer boundary condition at the edge of the convective shell may be different for different circumstances. In particular, we now briefly examine the helium core flash at the tip of the red giant branch (RGB), which produces convective helium burning shells on a partially degenerate helium core.

As a $< 2 M_{\odot}$ star evolves up the RGB, a temperature inversion develops in the growing degenerate helium core (Thomas 1967; Sweigart & Gross 1978). When the helium core mass reaches $0.48 M_{\odot}$ (see Serenelli & Fukugita 2005 for recent calculations), the temperature peaks at a mass coordinate of $0.3 M_{\odot}$ (Fujimoto et al. 1990), yielding a convective He-burning shell with $M_c = 0.3 M_{\odot}$ and $M_{\text{env}} = 0.18 M_{\odot}$ (e.g., Sweigart & Gross 1978; Iben & Renzini 1984). This is the first of $\simeq 10$ core flashes (Iben & Renzini 1984), with the mass coordinate of the convective envelope base moving inwards with each flash. In $\simeq 10^6$ years, the degeneracy has been removed from the helium core and the star undergoes stable helium core burning on the horizontal branch (Serenelli & Weiss 2005).

Figure 6 shows contours of peak temperature as in Figure 4, but for helium envelopes on a hot helium core with $T_c = 10^8$ K as appropriate for these helium core flashes. While the exact core composition and T_c do not matter for our other calculations, they are important for these low mass calculations with $M_c < 0.4 M_{\odot}$ because the small hot core is only partially degenerate. The dashed line shows values of M_c and M_{env} that give a constant helium mass of $M_c + M_{\text{env}} = 0.48 M_{\odot}$, the mass of the helium region at the tip of the RGB, and the cross shows

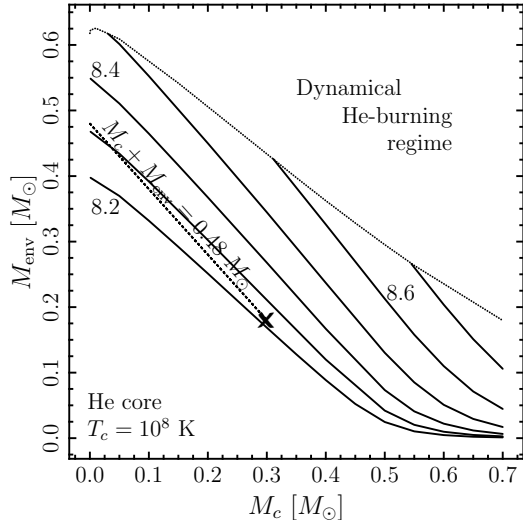


FIG. 6.— Same as Fig. 4, but for helium envelopes on helium cores with $T_c = 10^8$ K as appropriate for helium core flashes at the tip of the red giant branch, and with peak temperature contours ranging from $10^{8.2} - 10^{8.7}$. The dashed line shows a constant total mass of $M_c + M_{\text{env}} = 0.48 M_\odot$, and the cross shows the first core flash, which results in a $0.18 M_\odot$ convective envelope on a $0.3 M_\odot$ helium core.

the core and envelope mass of the first helium core flash.

Figure 6 shows clearly that the peak temperature of all of the flashes is $\simeq 2 \times 10^8$ K. Moreover, we see that these flashes never become dynamical, since the combination of M_c and M_{env} yielding a total mass of $0.48 M_\odot$ is always in the hydrostatically-burning regime (Fujimoto et al. 1990). Thus, helium core flashes should be accurately calculable by presuming hydrostatic balance and efficient convection. In fact, summing M_c and the minimum dynamically-burning M_{env} in Figure 6 shows that no pure helium star $\lesssim 0.6 M_\odot$ can ever achieve dynamical burning. This calculation clarifies why modern multi-dimensional hydrodynamic calculations (Dearborn et al. 2006; Mocák et al. 2008a,b) nearly always find that the flash leads to convective velocities close to that expected from mixing length and temperature gradients close to the adiabatic gradient.

4. ENVELOPE COMPOSITION

The previous calculation assumed that the convective envelope consists of pure helium, neglecting the presence of other elements that have been accreted from the donor, produced by nucleosynthesis, or dredged up from the underlying WD core. These trace elements do not greatly affect the $P_b - T_b$ -trajectories of the envelopes because those only depend on the equation of state, which is always dominated by helium. The composition also does not strongly affect the heating timescales, as the trace elements are depleted when burning conditions are reached.

However, the propagation of detonations may be affected by the presence of ^{14}N , ^{16}O , ^{18}F , ^{20}Ne , and ^{24}Mg , which lead to nuclear reactions that are more volatile than the triple- α process at post-shock temperatures $> 10^9$ K. These isotopes can accelerate the burning and shorten the Zel'dovich-von Neumann-Döring (ZND) detonation length. All previous work has only

been for pure helium composition (Khokhlov 1988, 1989; Timmes & Niemeyer 2000) and thus neglects these effects. Furthermore, the occurrence of weak interactions changes the neutron-to-proton fraction, impacting the nucleosynthetic outcome of the detonation. In this section, we explore the range of abundances expected at the onset of dynamical burning in order to motivate future hydrodynamical calculations.

4.1. Accreted composition

The material that is accreted from the degenerate helium donor in an AM CVn system is nearly pure helium. Assuming the donor has undergone CNO-burning of its hydrogen, the majority of the accreted CNO isotopes will exist as ^{14}N because the ^{14}N proton-capture is the slowest step of the CNO cycle for typical CNO-burning conditions. Thus, we expect the accreted envelope to have a ^{14}N mass fraction of $X_{^{14}\text{N}} \simeq 9 \times 10^{-3}$ (the sum of solar CNO mass fractions from Lodders 2003), a helium mass fraction of $Y = 0.99$, and a negligible amount of heavier elements.

Because the triple- α process is active at lower temperatures than α -captures on ^{14}N , the mass fraction of ^{14}N will not change prior to the onset of thermally-unstable triple- α burning and convection unless conditions are reached for ^{14}N electron-captures, which are the beginning of the NCO chain: $^{14}\text{N}(e^-, \nu)^{14}\text{C}(\alpha, \gamma)^{18}\text{O}(\alpha, \gamma)^{22}\text{Ne}$. However, the threshold density required for the e^- -captures to outpace the reverse β -decays is $1.2 \times 10^6 \text{ g cm}^{-3}$ for a He-dominated plasma (Hashimoto et al. 1986; Piersanti, Cassisi, & Tornambé 2001), which corresponds to an electron degeneracy pressure of $4.0 \times 10^{22} \text{ dyne cm}^{-2}$. For $0.65 M_\odot < M_c < 1.3 M_\odot$, the minimum M_{env} 's that achieve $t_{\text{dyn}} = t'_{\text{heat}}$ begin their convective evolution with P_b lower than this threshold pressure, and thus $X_{^{14}\text{N}}$ will remain at 10^{-2} . For envelopes with $P_b > 4.0 \times 10^{22} \text{ dyne cm}^{-2}$ at the onset of convection, it is possible that some of the accreted ^{14}N will capture electrons. However, the timescales associated with the ^{14}N electron-capture are $\gtrsim 10^7$ yr, and thus it is unclear if there is enough time for the conversion of ^{14}N to ^{14}C in the 10^6 yr it takes to accrete $0.1 M_\odot$ at $10^{-7} M_\odot \text{ yr}^{-1}$ even if the threshold density is reached. Furthermore, if electron-captures do occur, they will occur only at the bottom of the accreted envelope, where the density is highest. A proper calculation of the ^{14}N and ^{14}C abundances awaits a time-dependent simulation and thus we explore the fate of ^{14}C in §4.3.2, but it is likely that the majority of accreted ^{14}N nuclei will still be ^{14}N at the onset of convection in an AM CVn system.

4.2. Composition changes due to core dredge-up

Analytic, numeric, and observational work on classical novae (e.g., Starrfield et al. 1972; Prialnik & Kovetz 1984; Truran & Livio 1986; Gehrz et al. 1998) show that core material is often entrained in the convective envelope. The amount of core material can be as high as 30% by mass in classical nova ejecta, and such a dredge-up would have a large effect on the abundances of ^{12}C , ^{16}O , or ^{20}Ne in the convective helium envelope, depending on the composition of the C/O or O/Ne core material directly underneath the accreted envelope.

However, the exact process by which the classical nova envelope becomes enriched in core material is uncertain (see Shen & Bildsten 2009 for a summary), and it is not clear that the same mechanisms also function for helium flashes. For example, one possible classical nova core-envelope mixing process involves the diffusion of hydrogen into ^{12}C -rich core material (Priyalnik & Kovetz 1984). Convection is then initiated below the bulk of the accreted layer in the diffusing hydrogen tail via $p+^{12}\text{C}$ reactions. However, in the case of helium accretion, the diffusion of helium into ^{12}C -, ^{16}O -, or ^{20}Ne -rich material below the layer will not trigger a flash because the reaction rates for α -captures on these elements at $\sim 10^8$ K are much slower than the triple- α reaction rate. Convection is thus almost certainly initiated at or above the base of the accreted layer via triple- α or NCO reactions.

Core-envelope mixing in classical novae is also hypothesized to occur via convective overshoot (Woosley 1986) or shear mixing due to the convective motion (Glasner et al. 1997, 2007; Rosner et al. 2001). Such mixing mechanisms have not been studied in the context of convective helium shells, so it is unclear whether or not they can significantly alter the envelope composition. Since core-envelope mixing is not decisively ruled out, we allow for the possibility of core-envelope mixing in §4.3.1 by considering the fate of ^{12}C , ^{16}O , and ^{20}Ne in the convective envelope.

4.3. Compositional evolution due to nucleosynthesis

We now calculate the evolution of ^{14}N , ^{14}C , ^{12}C , ^{16}O , and ^{20}Ne due to nuclear burning. While our methodology prohibits the time-dependent calculation of an isotope's abundance, we can determine its absence or presence by comparing t_{heat} to its depletion timescale, $t_i \equiv |d \ln X_i / dt|^{-1}$. The depletion timescale in a uniformly-mixed convective envelope with respect to α -captures is

$$t_i = \frac{M_{\text{env}}}{\int n_4 \langle \sigma v \rangle_i dm} \quad (4)$$

where the integral is performed over the convective envelope, n_4 is the number density of ^4He , and $n_4 \langle \sigma v \rangle_i$ is isotope i 's α -capture rate. When an isotope is consumed more rapidly but is produced more slowly than the envelope evolves, its abundance drops exponentially. For example, if the lifetime of ^{16}O with respect to α -captures becomes shorter than t_{heat} but the lifetime of ^{12}C remains longer than t_{heat} , any ^{16}O present will be converted to ^{20}Ne (and then possibly to an isotope higher in the α -chain) without being replenished by the conversion of ^{12}C to ^{16}O .

4.3.1. The fate of α -chain elements

We begin by calculating the lower limit to the ^{12}C mass fraction, X_{12} , set by He-burning. Since the vast majority of heat is generated by the conversion of ^4He to ^{12}C , we can estimate the ^{12}C mass fraction, X_{12} , produced through nucleosynthesis at a given evolutionary stage by calculating the difference in total energy between that stage and that of the envelope at the onset of convection. This will be a lower limit to the actual ^{12}C abundance at that time because core-envelope mixing may introduce additional carbon from the core. Furthermore, we

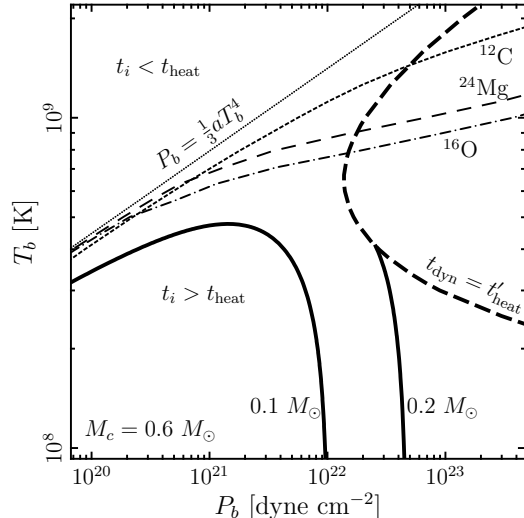


FIG. 7.— Base temperatures and pressures for which isotope lifetimes, t_i , are equal to t_{heat} . The isotopic lifetimes for ^{12}C (short-dashed line), ^{16}O (dashed-dotted line), and ^{24}Mg (long-dashed line) are calculated with respect to α -captures. The lifetimes are longer than t_{heat} for temperatures and pressures below the depletion lines. Also shown is the radiation pressure limit (dotted line) and base trajectories for 0.1 and 0.2 M_{\odot} pure helium envelopes on a 0.6 M_{\odot} WD (thick solid line), the latter of which is truncated at the dynamical burning line where $t_{\text{dyn}} = t'_{\text{heat}}$ (thick dashed line).

neglect the kinetic energy of convective motion in this estimate, so the actual difference in energies and thus X_{12} may be much larger.

We must take care to include the energy contained in the core as well as the envelope because the significant radial expansion of the envelope during the course of the convective evolution means work is done on the envelope by the core. The total energy in the WD, neglecting the kinetic energy of convection, is

$$E_{\text{total}} = \int_0^{M_c + M_{\text{env}}} \left(u - \frac{Gm}{r} \right) dm, \quad (5)$$

where u is the specific internal energy. The minimum M_{env} that achieves dynamical burning for a 0.6 M_{\odot} WD is 0.19 M_{\odot} . To evolve from an initial state of $T_b = 10^8$ K to the stage where $t_{\text{dyn}} = t'_{\text{heat}}$ requires $\Delta E_{\text{total}} \simeq 8 \times 10^{48}$ erg, which is made available by burning $7 \times 10^{-3} M_{\odot}$ of ^4He to ^{12}C , giving a final carbon mass fraction $X_{12} \simeq 0.04$. For a 0.05 M_{\odot} envelope on a 1.0 M_{\odot} WD, a similar analysis yields $X_{12} \simeq 0.05$ at the onset of dynamical burning. For larger envelopes than these, the energy required to achieve dynamical burning is smaller (because T_b at the onset of dynamical burning is lower; see Figs. 2 and 3) and M_{env} is larger, yielding $X_{12} = 10^{-3} - 10^{-2}$ at the onset of dynamical burning. However, as previously mentioned, these values are a lower limit due to our neglect of the material dredged up from the core and the energy in convective motions.

We now consider the fate of trace α -chain elements heavier than helium (i.e., ^{12}C , ^{16}O , ^{20}Ne , and ^{24}Mg). The lines in Figure 7 show the base temperatures and pressures for which t_i of equation 4 is equal to t_{heat} . The global isotope depletion and envelope heating timescales are functions of M_c , but due to the strong temperature-

dependence of nuclear burning, the isotopic depletion lines are nearly independent of M_c ; for simplicity, we only show lines calculated for $M_c = 0.6 M_\odot$. The unscreened α -capture lifetimes for ^{16}O (*dashed-dotted line*) and ^{24}Mg (*long-dashed line*) are calculated with the MESA code, while the lifetime of ^{12}C (*short-dashed line*) is calculated from Kunz et al. (2002). The depletion line for ^{20}Ne is not shown but is nearly identical to that of ^{16}O . The radiation-pressure limit is represented by a dotted line. Also shown are the trajectories of 0.1 and 0.2 M_\odot pure helium envelopes on a 0.6 M_\odot WD (*thick solid line*). The trajectory of the 0.2 M_\odot envelope has been truncated at the dynamical burning line where $t_{\text{dyn}} = t'_{\text{heat}}$ (*thick dashed line*). As with the depletion lines, the conditions for which $t_{\text{dyn}} = t'_{\text{heat}}$ are a function of M_c but depend only slightly on it because nuclear-burning is strongly temperature-sensitive.

Isotope lifetimes are longer than t_{heat} in the regions below the depletion lines, so an isotope's abundance does not decrease due to α -captures significantly in this area of parameter space, although it may increase if a different isotope is converted into it. In particular, the ^{12}C mass fraction does not decrease from α -captures because the hydrostatic evolution of all envelopes remains below the ^{12}C depletion line, but X_{12} does increase due to triple- α reactions.

Figure 7 shows that depletion of α -chain isotopes occurs in a region of parameter space inaccessible to hydrostatically-burning convective envelopes, and thus they are still unburned when the envelope becomes dynamical. If a shock does develop and the post-shock temperature is $\gtrsim 10^9$ K, the unburned α -chain elements, and especially ^{16}O , ^{20}Ne , and ^{24}Mg , capture α -particles faster than the triple- α process operates. Thus, hydrodynamic simulations of helium detonations must include unburned α -chain elements resulting from dredge-up and nucleosynthesis, as they can reduce the ZND length as compared to pure helium detonations.

4.3.2. The fate of ^{14}N and ^{14}C in envelopes that become dynamical

We now calculate the evolution of the accreted ^{14}N , a small amount of which will be converted to ^{14}C if $\rho_b > 10^6$ g cm $^{-3}$ and the accretion timescale $\gtrsim 10^7$ yr. Due to the β -decays in their reaction chains, these isotopes determine the neutron-to-proton ratio at the onset of dynamical burning, which will affect the isotopic yield of the detonation. Furthermore, as we will see, they can affect the progress of the helium detonation by providing protons to catalyze other reactions. These isotopes will also play a role in the nucleosynthetic outcome of envelopes that do not achieve dynamical burning, but we leave these details for future work.

Conditions for which t_{heat} equals the positron-emission lifetime of ^{18}F (*dashed-dotted line*) and the unscreened α -capture lifetimes for ^{14}N (*long-dashed line*), ^{14}C (*short-dashed line*, Görres et al. 1992), and ^{18}F , which yields ^{21}Ne and a proton (*solid line*; Karakas et al. 2008), are shown in Figure 8. The other lines are as in Figure 7, with the same caveat that while the calculations shown are for $M_c = 0.6 M_\odot$, they are nearly identical for other core masses due to the strong temperature-sensitivity of nuclear burning. It is clear that any ^{14}C

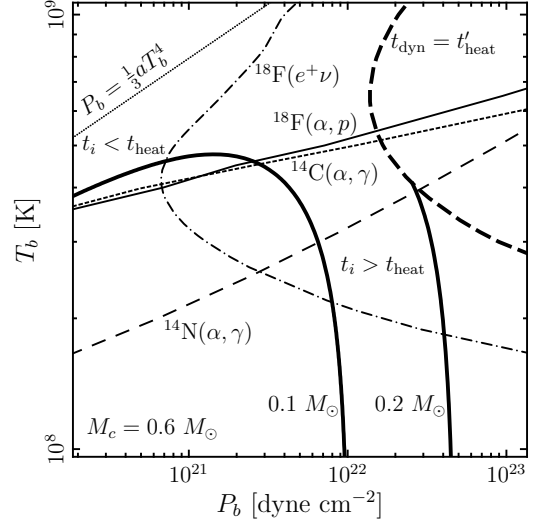


FIG. 8.— Same as Fig. 7, but with different isotopes: the isotopic lifetimes for ^{14}N (*long-dashed line*) and ^{14}C (*short-dashed line*) are calculated with respect to α -captures, while the lifetime of ^{18}F is shown with respect to both α -captures (*solid line*) and β -decays (*dashed-dotted line*).

that is produced prior to convection will remain as ^{14}C at the onset of dynamical burning. Decays back to ^{14}N have a half-life of 5730 yr (or even longer due to exclusion principle inhibition at the base of the envelope; Peterson & Bahcall 1963; Hashimoto et al. 1986), which is much longer than the convective burning phase. Furthermore, α -captures are negligible because the ^{14}C depletion line crosses the dynamical burning line at a pressure $< 4 \times 10^{22}$ dyne cm $^{-2}$; i.e., α -captures on ^{14}C at the high densities required to create ^{14}C occur at temperatures $> 5.5 \times 10^8$ K, higher than necessary for dynamical burning at these densities.

Likewise, ^{14}N will remain unchanged prior to dynamical burning in nearly all cases. If conditions are reached for $^{14}\text{N}(\alpha, \gamma)^{18}\text{F}$ reactions, the ^{18}F will not have a chance to β -decay because its β -decay half-life of 110 min is much longer than the timescale at the onset of dynamical burning, $t_{\text{dyn}} = t'_{\text{heat}}$. Electron-captures onto ^{18}F during the hydrostatic envelope evolution can also be neglected, as their timescale is much longer than t_{heat} for conditions after ^{14}N α -captures have taken place (Bahcall 1964; Lang 1980; Tilley et al. 1995). Therefore, no weak interactions will occur prior to dynamical burning for nuclei that are ^{14}N at the onset of convection, even if they are converted to ^{18}F .

Thus, the neutron-to-proton ratio at the onset of dynamical burning is determined at the beginning of convection: nucleosynthesis during the convective phase will not change this ratio before dynamical burning occurs. If ^{14}C exists prior to convection, it will remain ^{14}C , and ^{14}N will either remain unburned or capture an α -nucleus to become ^{18}F , but will not undergo any weak interactions.

As with the α -chain isotopes, it is important to consider the presence of ^{14}C and ^{18}F when calculating the hydrodynamic evolution of the detonation. At temperatures $> 10^9$ K, the α -capture chain $^{14}\text{C}(\alpha, \gamma)^{18}\text{O}(\alpha, \gamma)^{22}\text{Ne}$ will take place, although its energy input will likely be negligible due to the small

abundance of ^{14}C . More significantly, α -captures on ^{18}F lead to the production of protons via $^{18}\text{F}(\alpha, p)^{21}\text{Ne}$ (recently examined in the context of AGB evolution in Karakas et al. 2008), which act as a catalyst for α -chain reactions via $^{12}\text{C}(p, \gamma)^{13}\text{N}(\alpha, p)^{16}\text{O}$ (Weinberg et al. 2006). This process bypasses the comparatively slow ^{12}C α -capture and will certainly impact the evolution of the detonation. Furthermore, this reaction will play a role in determining the nucleosynthetic outcome of envelopes that do not become dynamical, the details of which we leave to future work.

5. CONCLUSION

Motivated by Bildsten et al. (2007)'s result that dynamical helium burning is naturally attained during the evolution of AM CVn binaries, we have studied the progress of convective helium envelopes via hydrostatic calculations under simplifying assumptions (§3). We have found the maximum possible temperatures (Fig. 4) as well as the minimum envelope masses that achieve dynamical burning, as defined when the local heating timescale, t'_{heat} , equals the sound-crossing time of the envelope, t_{dyn} (Fig. 5). The generality of our calculation allowed us to also examine the helium core flash at the tip of the red giant branch (§3.2), confirming previous results that the flash is a slow enough event that hydrostatic evolution is a safe assumption.

In order to motivate the starting conditions for future hydrodynamic studies, we examined the nucleosynthetic

fate of elements in §4. We found that α -chain elements such as ^{12}C , ^{16}O , ^{20}Ne , and ^{24}Mg , produced via nucleosynthesis or dredged up from the degenerate core, remain unburned during the hydrostatic envelope evolution (Fig. 7) and will be present if a detonation commences, affecting the ZND length.

For large envelope and core masses, we have found that some ^{14}N can capture electrons during the accretion phase to form ^{14}C , but this is likely a small effect. Independently of envelope and core masses, we have found that the neutron-to-proton ratio at the onset of dynamical burning, which will determine the detonation's isotopic distribution, is the same as at the onset of convection because there is no opportunity for weak interactions during the convective evolution to dynamical burning; the timescale for the obvious candidate (positron emission by ^{18}F) is so long that envelopes that achieve dynamical burning do so before ^{18}F can β -decay (Fig. 8). The existence of ^{18}F is very important for determining the ZND length because of the production of protons via $^{18}\text{F}(\alpha, p)^{21}\text{Ne}$, which will bypass the slow step of the α -chain by catalyzing the conversion of ^{12}C to ^{16}O .

We thank G. Nelemans and N. Weinberg for helpful discussions and B. Paxton for assistance with MESA. This work was supported by the National Science Foundation under grants PHY 05-51164 and AST 07-07633.

APPENDIX

A. CHEMICAL DIFFUSION BETWEEN THE WD CORE AND ENVELOPE

In this Appendix, we justify our assumption of a discontinuous composition profile at the WD core-envelope interface. Due to electron degeneracy, there is a negligible differentiating force on helium in a degenerate C/O or O/Ne plasma. Hence, the accreted helium simply diffuses into the WD core at the rate given by a random walk and penetrates a distance $r_{\text{in}} \simeq \sqrt{Dt_{\text{acc}}}$ during the time it takes to accumulate an ignition mass, $t_{\text{acc}} = M_{\text{ign}}/\dot{M}$, where D is the diffusion coefficient. For a carbon plasma, the Coulomb coupling parameter of the one component plasma (OCP), which measures the strength of ion-ion interactions, is $\Gamma_{12,12} = 1.7\rho_5^{1/3}/T_8$, where $\rho_5 = \rho/10^5 \text{ g cm}^{-3}$ and $T_8 = T/10^8 \text{ K}$. Thus, the core-envelope interface is in an intermediate regime between weak and strong ion coupling, for which an exact value for D at these temperatures and densities has not yet been calculated for the case of helium diffusion in a carbon plasma (Paquette et al. 1986). The fitting formula of Iben & MacDonald (1985) yields $D = 0.03 \text{ cm}^2 \text{ s}^{-1} T_8^{5/2}/\rho_5$, neglecting the temperature- and density-dependence of the Coulomb logarithm. This estimate yields

$$\frac{r_{\text{in}}}{h} \sim 0.01 \frac{g_8 T_8^{5/4}}{\rho_5^{7/6}} \left(\frac{t_{\text{acc}}}{10^6 \text{ yr}} \right)^{1/2}, \quad (\text{A1})$$

where the pressure scale height near the core-envelope interface is $h = P_b/\rho_b g$, and g_8 is the gravitational acceleration, g , in units of 10^8 cm s^{-2} . Thus, diffusion is unimportant for $t_{\text{acc}} < 10^8 \text{ yr}$, or $\dot{M} > 10^{-9} M_\odot \text{ yr}^{-1}$ for $M_{\text{ign}} \leq 0.1 M_\odot$, as long as the diffusion coefficient is not actually orders of magnitude higher than given by Iben & MacDonald (1985)'s fitting formula.

An alternate estimate for D can be made by appealing to results for the OCP. No appropriate calculations are available for trace helium in a C/O OCP, but we could attempt to follow Bildsten and Hall (2001) by using a Stokes-Einstein-like argument, assigning a finite size to the helium ion. However, Daligault (2006) showed that the expected Stokes-Einstein relation between D_{OCP} and the viscosity of the medium, η , only begins to hold in the OCP once $\Gamma \gtrsim 40$. Hence, our only real choice for an alternate estimate is to use an approximate result relevant for $\Gamma \simeq 1 - 10$, $D_{\text{OCP}} \simeq 3\omega_p a^2 \Gamma^{-4/3}$ (Hansen et al. 1975; Daligault 2006), where $\omega_p^2 = 4\pi\rho(e/2m_p)^2$ is the square of the ion plasma frequency, and a is the average ion spacing in the OCP. This yields $D_{\text{OCP}} = 0.03 \text{ cm}^2 \text{ s}^{-1} T_8^{4/3}/\rho_5^{31/54}$, and thus nearly the same result that diffusion is insignificant for $t_{\text{acc}} < 10^8 \text{ yr}$.

REFERENCES

- Bahcall, J. N. 1964, *ApJ*, 139, 318
Bildsten, L., Shen, K. J., Weinberg, N. N., & Nelemans, G. *ApJ*, 662, L95
Bildsten, L., Townsley, D. M., Deloye, C. J., & Nelemans, G. 2006, *ApJ*, 640, 466
Chapman, S., & Cowling, T. G. 1952, *Mathematical Theory of Non-Uniform Gases* (Cambridge; Cambridge University Press)
Clayton, G. C., Geballe, T. R., Herwig, F., Fryer, C., & Asplund, M. 2007, *ApJ*, 662, 1220
Daligault, J. 2006, *PRL*, 95, 065003
Dearborn, D. S. P., Lattanzio, J. C., & Eggleton, P. P. 2006, *ApJ*, 639, 405
Eggleton, P. P. 1983, *ApJ*, 268, 368
Foley, R. J., et al. 2009, *astro-ph/0902.2794*
Fujimoto, M. Y. 1982, *ApJ*, 257, 752
Fujimoto, M. Y., Iben, I., Jr., & Hollowell, D. 1990, *ApJ*, 349, 580
Fujimoto, M. Y., & Sugimoto, D. 1982, *ApJ*, 257, 291
Gehrz, R. D., Truran, J. W., Williams, R. E., & Starrfield, S. 1998, *PASP*, 110, 3
Glasner, S. A., Livne, E., & Truran, J. W. 1997, *ApJ*, 475, 754
Glasner, S. A., Livne, E., & Truran, J. W. 2007, *ApJ*, 665, 1321
Goriely, S., José, J., Hernanz, M., Rayet, M., & Arnould, M. 2002, *A&A*, 383, L27
Görres, J., et al. 1992, *Nucl. Phys. A*, 548, 414
Graboske, H. C., Dewitt, H. E., Grossman, A. S., & Cooper, M. S. 1973, *ApJ*, 181, 457
Hansen, J. P., McDonald, I. R., & Pollock, E. L. 1975, *Phys. Rev. A*, 11, 1025
Harris, M. J., Fowler, W. A., Caughlan, G. R., & Zimmerman, B. A. 1983, *ARA&A*, 21, 165
Hashimoto, M., Nomoto, K., Arai, K., & Kaminisi, K. 1986, *ApJ*, 307, 687.
Iben, I., Jr. 1975, *ApJ*, 196, 525
Iben, I., Jr., & Renzini, A. 1984, *Phys. Rep.*, 105, 329
Iben, I., Jr., & MacDonald, J. 1985, *ApJ*, 296, 540
Iben, I., Jr., & Tutukov, A. V. 1989, *ApJ*, 342, 430
Iben, I., Jr., & Tutukov, A. V. 1991, *ApJ*, 370, 615
Iglesias, C. A., & Rogers, F. J. 1993, *ApJ*, 412, 752
Iglesias, C. A., & Rogers, F. J. 1996, *ApJ*, 464, 943
Iijima, T., & Nakanishi, H. 2008, *A&A*, 482, 865
Itoh, N., Hayashi, H., Nishikawa, A., & Kohyama, Y. 1996, *ApJS*, 102, 411
Itoh, N., Totsuji, H., Ichimaru, S., & Dewitt, H. E. 1979, *ApJ*, 234, 1079
Karakas, A. I., Lee, H. Y., Lugaro, M., Görres, J., & Wiescher, M. 2008, *ApJ*, 676, 1254
Kato, M., & Hachisu, I. 2003, *ApJ*, 598, L107
Kato, M., Hachisu, I., Kiyota, S., & Saio, H. 2008, *ApJ*, 684, 1366
Khokhlov, A. M. 1988, *Ap&SS*, 149, 91
Khokhlov, A. M. 1989, *MNRAS*, 239, 785
Kunz, R., et al. 2002, *ApJ*, 567, 643
Lang, K. R. 1980, *Astrophysical Formulae* (Berlin : Springer)
Limongi, M., & Tornambé, A. 1991, *ApJ*, 371, 317
Livne, E. 1990, *ApJ*, 354, L53
Livne, E. & Glasner, A. S. 1990, *ApJ*, 361, 244
Livne, E. & Glasner, A. S. 1991, *ApJ*, 370, 272
Lodders, K. 2003, *ApJ*, 591, 1220
Mocák, M., Müller, E., Weiss, A., & Kifonidis, K. 2008, *A&A*, 490, 265
Mocák, M., Müller, E., Weiss, A., & Kifonidis, K. 2008, *astro-ph/0811.4083*
Nauenberg, M. 1972, *ApJ*, 175, 417
Nelemans, G., Portegies Zwart, S. F., Verbunt, F., & Yungelson, L. R. 2001, *A&A*, 368, 939
Nomoto, K. 1982, *ApJ*, 253, 798
Nomoto, K. 1982, *ApJ*, 257, 780
Nomoto, K., & Sugimoto, D. 1977, *PASJ*, 29, 765
Paquette, C., Pelletier, C., Fontaine, G., & Michaud, G. 1986, *ApJS*, 61, 177
Peterson, V. L., & Bahcall, J. N. 1963, *ApJ*, 138, 437
Piersanti, L., Cassisi, S., Iben, I., Jr., & Tornambé, A. 1999, *ApJ*, 521, L59
Piersanti, L., Cassisi, S., & Tornambé, A. 2001, *ApJ*, 558, 916
Piro, A. L., & Chang, P. 2008, *ApJ*, 678, 1158
Priainik, D., & Kovetz, A. 1984, *ApJ*, 281, 367
Rogers, F. J., & Nayfonov, A. 2002, *ApJ*, 576, 1064
Rosner, R., Alexakis, A., Young, Y.-N., Truran, J. W., & Hillebrandt, W. *ApJ*, 562, L177
Saumon, D., Chabrier, G., & van Horn, H. M. 1995, *ApJS*, 99, 713
Serenelli, A. M., & Fukugita, M. 2005, *ApJ*, 632, L33
Serenelli, A., & Weiss, A. 2005, *A&A*, 442, 1041
Shen, K. J., & Bildsten, L. 2007, *ApJ*, 660, 1444
Shen, K. J., & Bildsten, L. 2009, *ApJ*, 692, 324
Starrfield, S., Truran, J. W., Sparks, W. M., & Kutter, G. S. 1972, *ApJ*, 176, 169
Sweigart, A. V., & Gross, P. G. 1978, *ApJS*, 36, 405
Taam, R. E. 1980, *ApJ*, 237, 142
Taam, R. E. 1980, *ApJ*, 242, 749
Thomas, H.-C. 1967, *Z. Astrophys.*, 67, 420
Tilley, D. R., Weller, H. R., Cheves, C. M., & Chasteler, R. M. 1995, *Nucl. Phys. A*, 595, 1
Timmes, F. X. 1999, *ApJS*, 124, 241
Timmes, F. X., & Niemeyer, J. C. 2000, *ApJ*, 537, 993
Timmes, F. X., & Swesty, F. D. 2000, *ApJS*, 126, 501
Truran, J. W., & Livio, M. 1986, *ApJ*, 308, 721
Tutukov, A., & Yungelson, L. 1996, *MNRAS*, 280, 1035
van Teeseling, A., Reinsch, K., Hessman, F. V., & Beuermann, K. 1997, *A&A*, 323, L41
Weinberg, N. N., Bildsten, L., & Schatz, H. 2006, *ApJ*, 639, 1018
Woosley, S. E. 1986, in *Nucleosynthesis and Chemical Evolution*, ed. B. Hauck, A. Maeder, & G. Magnet (Sauverny: Geneva Observatory)
Woosley, S. E., Taam, R. E., & Weaver, T. A. 1986, *ApJ*, 301, 601
Woosley, S. E., & Weaver, T. A. 1994, *ApJ*, 423, 371
Yungelson, L. R. 2008, *Astronomy Letters*, 34, 620
Yoon, S.-C., & Langer, N. 2004, *A&A*, 419, 645