

A LINEAR-TIME ALGORITHM TO COMPUTE GEODESICS IN SOLVABLE BAUMSLAG-SOLITAR GROUPS

MURRAY ELDER

ABSTRACT. We present an algorithm to convert a word of length n in the standard generators of the solvable Baumslag-Solitar group $BS(1, p)$ into a geodesic word, which runs in linear time and space in n on a random access machine.

1. INTRODUCTION

Recently Miasnikov, Roman'kov, Ushakov and Vershik [7] proved that for free metabelian groups with standard generating sets, the following problem is NP-complete:

- given a word in the generators and an integer k , decide whether the geodesic length of the word is less than k .

It follows that given a word, computing its geodesic length, and finding an explicit geodesic representative for it, are NP-hard problems.

In this article we consider the same problems for a different class of metabelian groups, the well known *Baumslag-Solitar groups*, with presentations

$$\langle a, t \mid tat^{-1} = a^p \rangle$$

for any integer $p \geq 2$. We give a deterministic algorithm which takes as input a word in the generators $a^{\pm 1}, t^{\pm 1}$ of length n , and outputs a geodesic word representing the same group element, in time $O(n)$ and space $O(n)$.

The ideas for the algorithm were developed by the author in a previous article [1], which built on work of the author and Hermiller [2], Groves [5] and Miller [8]. Part 2 of the algorithm is based on the *patterns theory* idea in [3]. The main difficulty in the description of the algorithm comes from the linear time bound — a simpler version of

Date: December 23, 2018.

2000 Mathematics Subject Classification. 20F65, 68Q25.

Key words and phrases. Baumslag-Solitar group, metabelian group, solvable group, linear time algorithm, geodesic.

the algorithm runs in quadratic time, but the linear time restricts repeatedly scanning back and forth through the input word. Of course linear is sharp — every letter of the input must be read in order to find a geodesic equal to it. We use as our computational model a *random access machine*, which allows us to access (read, write and delete) any specified location in an array in constant time.

The author wishes to thank Sasha Ushakov and Alexei Miasnikov for suggesting this problem, and Sasha, Alexei, Alex Myasnikov, Igor Lysionok, Andrew Rechnitzer and Yves Stalder for many helpful suggestions. The author also gratefully acknowledges the support of the Algebraic Cryptography Center at Stevens Institute of Technology.

2. DEFINITIONS

Fix $G = G_p$ to be the Baumslag-Solitar group with the relation $t^{-1}at = a^p$ for some $p \geq 2$. We will call a single relator a *brick*, with sides labeled by t edges, as in Figure 1. The Cayley graph can be obtained by gluing together these bricks. We call a *sheet* a subset of the Cayley graph made by stacking lines of bricks atop each other to make a plane, also shown in Figure 1.

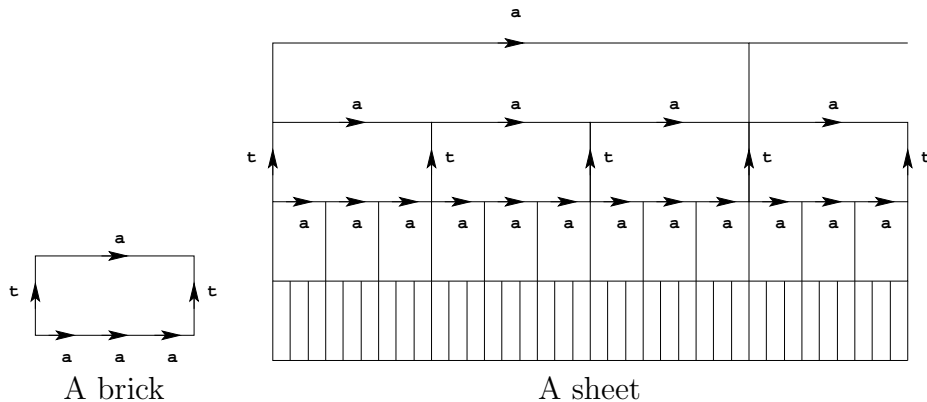


FIGURE 1. Bits of the Cayley graph of $G = G_3$

The complete Cayley graph is obtained by gluing these sheets together so that every vertex has degree four. From side-on the Cayley graph looks like a rooted p -ary tree. We orient each a edge to the right and each t each going up. Some nice pictures can be found in [4] pp. 155-160.

A word in the generators $a^{\pm 1}, t^{\pm 1}$ is said to be of the form P if it contains no t^{-1} letters and at least one t letter, and similarly of the form N if it contains no t 's and at least one t^{-1} . Then a word is of the

form PNP say, if it is the concatenation of three words of the form P, N, P respectively. We will say a word is of the form E if it contains no $t^{\pm 1}$ letters. The t -exponent sum of a word is the number of t letters minus the number of t^{-1} letters.

Lemma 1 (Commutation). *If u, v have t -exponent sum zero then $uv = vu$.*

Proof. Using the relations $ta = a^pt$ and $at^{-1} = t^{-1}a^p$ we can put every element of the group into the form $t^{-m}a^it^k$, where $m, k \geq 0$ and $i \in \mathbb{Z}$. So $u = t^{-x}a^it^x$ and $v = t^{-y}a^jt^y$ and a straightforward computation proves they commute. \square

In the algorithm below we will employ this lemma frequently. Here are some key consequences, which appear in different guises in [8, 5].

Corollary 2 (3 strikes and you're out). *Read a word w from left to right and after each $t^{\pm 1}$ letter record the t -exponent sum up to that letter. If w is a geodesic then one never records the same sum more than two times.*

Proof. Note that since we record the t -exponent sum *after* each $t^{\pm 1}$ letter, the first number will be ± 1 , not 0. In particular, if we see three 0s, then we must have already seen three of another integer. So suppose a word has t -exponent $i \neq 0$ three times. Between the first and second i we have a word of type NP or PN , and between the second and third we also have either NP or PN . Explicitly $w = uxyv$ where x, y are type NP or PN and t -exponent sum 0.

Case 1: x, y type NP . Then x ends with ta^m and y starts with a^nt^{-1} . By Lemma 1 we can commute a^{m+n} past a word of t -exponent 0, and freely cancel tt^{-1} , so w is not geodesic.

Case 2: x, y type PN . Then x ends with $t^{-1}a^m$ and y starts with a^nt , so again commute a^{m+n} and freely cancel $t^{-1}t$.

Case 3: x type NP , y type PN . The prefix u has t -exponent $i \neq 0$ so u contains $t^{\pm 1}$ letters. If u ends with ta^m , we have $x = a^nt^{-1}$ and so commuting a^{m+n} past the word of t -exponent 0 to its right, we can freely cancel tt^{-1} . If u ends with $t^{-1}a^m$, we have $y = a^nt$ and so first commuting y past x , then commuting a^{m+n} past the word of t -exponent 0 to its right, we can freely cancel $t^{-1}t$.

Case 4: is identical to case 3, with x and y exchanged. \square

Corollary 3 (Pushing as). *If u is of type NP and t -exponent zero then $u = t^{-k}u'$ where u' is of type P and t -exponent k . If v is of type PN and t -exponent zero then $v = t^{-k}v'$ where v' is of type P and t -exponent k .*

Proof. Let $u = a^{\epsilon_0}t^{-1}a^{\epsilon_1} \dots a^{\epsilon_{k-1}}t^{-1}a^{\epsilon_k}ta^{\eta_{k-1}} \dots a^{\eta_1}ta^{\eta_0}$. Then each a^{ϵ_i} commutes with the word of t -exponent zero to its right. So iteratively we can push each a^{ϵ_i} to the right to obtain the result. The proof for v is identical. \square

Corollary 4. *Every element has a geodesic representative of the form $(t^{-k})v_P(t^{-l})$ or $(t^l)v_N(t^k)$, where $k, l \geq 0$ and v_P, v_N are geodesic words of type P, N respectively.*

Proof. Let u be a geodesic word for an element, with non-negative t -exponent sum. Since u is geodesic, we do not see the same t -exponent more than twice, moving from left to right by Corollary 2. So u is of type E, P, PN, NP, NPN or PNP (only if T -exponent sum zero). Cases E, P are of the form $(t^{-k})v_P(t^{-l})$ as required. If u has the form PN , we can write it as $u = u_Pw_Pw_N$ with t -exponent sum of w_Pw_N zero. Apply Corollary 3 to commute all a letters in w_N back into w_P . Thus we convert u to the form v_Pt^{-l} . Cases NP, NPN similar. In the case of PNP , write $u = w_Pw_Nx_Nx_P$ where the t -exponent sum of w_Pw_N is zero, and x_Nx_P also zero. Then replace u by $x_Nx_Pw_Pw_N$ using Lemma 1 which has the form NPN . Shuffle a letters into the middle as before.

If u has negative t -exponent, repeat the above on u^{-1} , yielding a geodesic of the form $(t^{-k})v_P(t^{-l})$. Then u has geodesic of the form $t^l(v_P)^{-1}t^k$ where $(v_P)^{-1}$ is of type N as required. \square

The goal of the algorithm is to convert the input word into the form of Corollary 4, essentially in the method described in the proof of Corollary 4. We will compute the total t -exponent sum of the input word, and if negative, replace the input word by its inverse (having non-negative t -exponent sum). Using Corollary 2 we will commute subwords of t -exponent sum zero so that the result has the same t -exponent at most twice throughout the word. We then use Corollary 3 to push all $a^{\pm 1}$ letters into a single subword of type P . This yields word of the form $(t^{-k})u_P(t^{-l})$ where $k, l \geq 0$ and u_P is of type P . In the cases where $k > 0$, we will ensure that u_P starts with $a^{\epsilon}t$ where $\epsilon_0 \not\equiv 0 \pmod p$ (if so, we can reduce $t^{-k}u_P$). We then find a geodesic word for u_P , which lives in a single sheet of the Cayley graph. Concatenating this with t^{-k} and t^{-l} we will obtain the final result.

3. DATA STRUCTURE AND SUBROUTINES

We will make use of the following data structure and subroutines throughout the algorithm.

Construct a list we will call List A of $n + 2$ 5-tuples, which we view as an $(n + 2) \times 5$ table.

- Write the numbers 0 to $n + 1$ in the first row. These *addresses* will stay fixed throughout the algorithm.
- In row 2, write S in the first position for *start* and F in the last position for *finish*. Write the input word of length n from positions 1 to n . As the algorithm progresses, these letters will remain in their original positions, or be erased (and replaced by a blank symbol). S and F are never erased.
- Row 3 will contain an integer from $[-n, n]$ or a blank symbol. To begin this row is blank.
- Write the numbers 1 through $n + 1$ in the first $n + 1$ positions of row 4. Leave the final position blank. This row will act as a *pointer* to the next position to be read. To begin, the list is traversed from left to right.
- In row 5, write a blank symbol in the first position, then write the numbers 0 through n in the remaining positions. This row indicates the preceding position that was read.

Figure 2 shows List A in its initial state. As the algorithm progresses,

↓

address	0	1	2	3	4	5	6		• • •		n-1	n	n+1
word	S	a	t	t	a	t	a		• • •		a	t ⁻¹	F
t-exponent													
go to	1	2	3	4	5	6	7		• • •		n	n+1	
came from		0	1	2	3	4	5		• • •		n-2	n-1	n

FIGURE 2. List A initially

we will reorder the word written in row 2 using the pointers in rows 4 and 5. To read the word, start at the S symbol. Move to the position indicated in row 4. Continue until you reach the F symbol. At any stage, to step back to the previous position, go to the address indicated by row 5. Throughout the algorithm, the pointers will never point to or from a position which has a blank symbol in row 2. The pointers will allow us to rearrange and delete letters from the word in row 2 efficiently (in linear time), without having to move any letters on the table.

We use a *cursor* to indicate the current position being read.

Here are two subroutines that we will use many times. Each one takes constant time to call. Assume that the cursor is at column k , and that the entry in row 2 at this position is not blank.

Subroutine 1: Freely reduce

Read the entries in rows 2,4 and 5 of position k . Say the letter in row 2 is x , and the integers in rows 4 and 5 are i, j .

If position j row 2 is x^{-1} , then we can cancel this pair of generators from the word as follows:

- read the integer in row 5 position j , and go to the address indicated (say it is r). In row 4 of this address, write i . In row 5 position i , write r .
- erase entries in columns j and k
- go to position i .

In this way, we have deleted $x^{-1}x$ from the word, and adjusted the pointers so that they skip these positions. See Figure 3.

Else, if position i row 2 is x^{-1} , we perform a similar operation to erase xx^{-1} from the word, adjusting pointers appropriately.

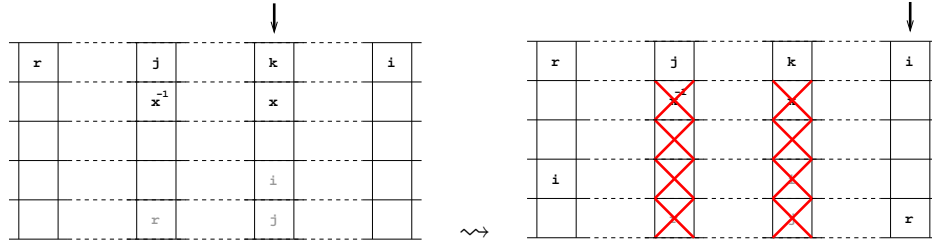


FIGURE 3. Performing subroutine 1

Assuming that we can access positions using the pointers in constant time (that is, we have a random access machine), then this procedure takes constant time to run.

The next subroutine eliminates the occurrence of subwords $a^{\pm 3p}$. Again, assume the pointer is at position k and the entry in row 2 at this position is not blank.

Subroutine 2: Consecutive as

- If the letter at this position is a , set a counter **account** = 1. Move back one square (using pointer in row 5). If this position row 2 is a , increment **account**. Repeat until **account** = $3p$ or

the next letter is not a . Note maximum number of steps is $3p$ (constant).

If **acount** = $3p$ and you are at position i , write ta^3t^{-1} over the first 5 as , an blank symbols up to position k . Adjust the pointers so that the pointer at the added t^{-1} points to the value of row k position 4, and write the appropriate value in row 5 of that position.

- If the letter at this position is a^{-1} , do the same with a^{-1} instead of a .

This procedure takes constant time, and if it is *successful* it strictly reduced the length of the word.

For convenience, we indicate the current position in the algorithm by a *cursor*. We maintain the assumption that moving the cursor from one position in the list to another takes constant time on a random access machine.

4. ALGORITHM PART 1

Assume the input word has length n .

Step 1: Start with the input word on row 2 of the tape, with addresses and pointers set to the initial positions. Starting at position 1, we may assume the word up to the current position is freely reduced. Go to the next position (indicated by row 4) and perform Subroutine 1. After this the cursor is possibly moved forward to the next non-blank square. So the word to its left is still freely reduced. Continue moving through the table following the pointers in row 4 until you reach position $n + 1$.

The number of times we take a step and perform the subroutine is n , so this takes $O(n)$ time. The word is now freely reduced.

Step 2: Next, go back to position 1, assume the word on the entire tape (row 2) is freely reduced, and the word up to the current position contains no more than $3p - 1$ consecutive as or $a^{-1}s$. Go to the next position indicated by row 4, and perform Subroutine 2.

If the subroutine finds $a^{\pm 3p}$ when it reaches position k , then with the cursor at the start of the inserted word (of length 5), perform Subroutine 1. Repeat until Subroutine 1 finds no more canceling pairs. Then move back to the next position after k and continue applying Subroutine 2.

At the end of this procedure, the entire word is freely reduced and has no $a^{\pm 3}$ subwords. The number of times Subroutine 2 is performed is n , and the total number of times we perform Subroutine 1 is $O(n)$ since

each time it is successful the word reduces length, so it is successful at most n times and unsuccessful once after each application of Subroutine 2.

So we now have a freely reduced word with less than $3p$ $a^{\pm 1}$ letters in succession.

Step 3: Construct a second list we call List B of $2n+1$ 4-tuples, which we view as a $(2n+1) \times 4$ table. In the first row write the integers from $-2n$ to $2n$.

Starting at the first position of List A, set a counter **texp**=0. Reading from left to write, if in position k you read a $t^{\pm 1}$ letter, add ± 1 to **texp**, and write its current value in the third row position k of List A. In List B, in the position labeled by **texp** in the first row, write k in the next available row at this position.

In other words, each time you read a $t^{\pm 1}$, write the current t -exponent sum underneath it, and in List B keep a record of how many times this t -exponent has appeared, and at which positions in List A it appeared. Figure 4 shows List A for an example, and Figure 5 shows the corresponding List B.

↓

address	0	1	2	3	4	5	6	7	8	9	10	11	12	13	14	15	
word	s	a	t	t	a	t	a	t^{-1}	a	t^{-1}	a	t^{-1}	a	t	a	t	
t-exponent			1	2		3		2		1		0		1			
go to	1	2	3	4	5	6	7	8	9	10	11	12	13	14	15	16	
came from		0	1	2	3	4	5	6	7	8	9	10	11	12	13	14	

FIGURE 4. List A for the input word $at^2at(at^{-1})^3atat^{-1} \dots$

t-exponent		-6	-5	-4	-3	-2	-1	0	1	2	3	4	5	6			
strike 1								11	2	3	5						
strike 2									9	7							
strike 3									13								

FIGURE 5. List B corresponding to the input in Figure 4

When an entry occurs in the last row of List B at some position labeled **texp**, we can apply the “3 strikes” rule (Corollary 2) as follows.

Suppose the entries in this column are p_a, p_b, p_3 , with p_3 the most recently added. These correspond to the positions in List A where the value `tex` have appeared.

As the algorithm progresses, we will not know which of p_a and p_b comes first in the word. That is, as we introduce pointers, the entries in List B may change order. We do know that p_3 is the right-most position. The word read in its current order is either $\dots p_a \dots p_b \dots p_3 \dots$ or $\dots p_b \dots p_a \dots p_3 \dots$. We can work out the order with the following subroutine:

Subroutine 3: Determine order of p_a, p_b .

Starting at p_a , scan back (using pointers in row 5) through the word to the position of the previous $t^{\pm 1}$ letter, or the S symbol. Since we have at most $3p - 1$ consecutive $a^{\pm 1}$ letters, this takes constant time. Do the same for p_b .

If we come to S from either p_a or p_b , then we know that this position must come first.

If both p_a, p_b are preceded by $t^{\pm 1}$ letters, then we need more information. Start at p_a and scan forward to the first $t^{\pm 1}$, whose position we call q_a . Start at p_b and scan forward to the first $t^{\pm 1}$, call this position q_b . This takes constant time since there are at most $3p - 1$ consecutive $a^{\pm 1}$ letters.

Now one of q_a, q_b must contain a $t^{\pm 1}$ in row 2, with sign opposite to that of p_3 .

- If q_a is same sign as p_3 , then order must be $p_a - q_a - p_b - q_b - p_3$
- If q_b is same sign as p_3 , then order must be $p_b - q_b - p_a - q_a - p_3$
- Both q_a, q_b have opposite sign to p_3 . In this case, we look at the letters in row 2 positions p_a, p_b . If p_a has opposite sign to p_3 , then it must come first, since one of p_a, p_b must match up with q_a, q_b .

If both p_a, p_b have same letter as p_3 in row 2, then we are in a situation like $t a t^{-1} a t a t^{-1} a t$. But since there is a $t^{\pm 1}$ letter preceding both p_a and p_b , then the t -exponent before p_a, p_b, p_3 are read is the same, and is recorded three times. This case cannot arise since we apply this procedure the first time we see 3 strikes.

Using this subroutine we can determine the correct order of the positions p_a, p_b and q_a, q_b , in $O(n)$ time. Rename the first position p_1 and second p_2 , and q_1, q_2 as appropriate. So we have $p_1 - q_1 - p_2 - q_2 - p_3$

The subword between positions q_1 and p_2 has t -exponent 0, as does the subword from q_2 to p_3 . By commuting one of these subwords (using Lemma 1) we can place a t next to a t^{-1} somewhere and get a free cancelation. The precise instruction will depend on the letters at each of these positions, and we will consider each situation case-by-case.

Case 1:

p_1	--	q_1	--	p_2	--	q_2	--	p_3
t		t^{-1}		t		t^{-1}		t
k_1		k_2						x
i_1		i_2		i_3				
j_1		j_2		j_3				

Between p_1 and q_1 we have only a letters (or nothing). So we will commute the subword $q_1 - p_2$ back towards p_1 as follows:

- j_1 row 4, replace p_1 by i_2
- i_2 row 5, replace q_1 by j_1
- p_2 row 4, replace i_3 by i_1
- i_1 row 5, replace p_1 by p_2
- j_2 row 4, replace q_1 by i_3
- i_3 row 5, replace p_2 by j_2
- delete columns p_1, q_1
- delete p_1 and q_1 from List B columns k_1 and k_2 respectively.

This has the effect of moving the subword back through the word, but without changing more than a constant number of entries in the lists (with random access).

The next case applies to our running example in Figure 4.

Case 2:

p_1	--	q_1	--	p_2	--	q_2	--	p_3
t		t		t^{-1}		t^{-1}		t
k_1						k_2		
i_1						i_2		i_3
j_1						j_2		j_3

This time we will commute the subword $q_2 - p_3$ back past the subword of t -exponent zero and next to p_1 as follows:

- j_1 row 4, replace p_1 by i_2
- i_2 row 5, replace p_1 by j_1
- p_3 row 4, replace i_3 by i_1
- i_1 row 5, replace p_1 by p_3
- j_2 row 4, replace q_2 by i_3
- i_3 row 5, replace p_3 by j_2

- delete columns q_1, p_2
- delete p_1 and q_2 from List B columns k_1 and k_2 respectively.

In Figures 6 and 7 give show the two lists after this step. We read the new word off List A following the pointers as $a \rightsquigarrow at \rightsquigarrow tatat^{-1}at^{-1}a \rightsquigarrow at^{-1} \dots$

\downarrow

			p_1	q_1						p_2		q_2			p_3		
address	0	1	2	3	4	5	6	7	8	9	10	11	12	13	14	15	
word	s	a	t	t	a	t	a	t ⁻¹	a	t ⁻¹	a	t	a	t	a	t	
t-exponent				2		3		2		1				1			
go to	1	12		4	5	6	7	8	9	10	14		13	3	15	16	
came from		0		13	3	4	5	6	7	8	9		1	12	10	14	

FIGURE 6. List A after commuting and deleting tt^{-1}

t-exponent		-6	-5	-4	-3	-2	-1	0	1	2	3	4	5	6		
strike 1									9	3	5					
strike 2									13	7						
strike 3																

FIGURE 7. List B after commuting and deleting tt^{-1}

The remaining cases are similar and we leave it to the reader to imagine the instructions for each one. Corollary 2 guarantees that some commutation will reduce length in each case.

With the cursor at position p_3 or if blank, the non-blank letter to its right, perform Subroutine 1 until unsuccessful, then Subroutine 2 until unsuccessful, and alternately until both are unsuccessful. Since each successful application of a subroutine reduces word length, the total number of successes of each is n throughout the whole algorithm. Once both are unsuccessful the entire word is again freely reduced and avoids $a^{\pm 3p}$, and the cursor is at the next non-blank position to the right of p_3 . We then resume Step 3 from this position.

So after performing this procedure, List A contains a shorter word in row 2, which is read starting at the left and following pointers, and List B contains the correct data of t -exponents and positions (although positions don't stay in order). Since we removed one of the 3 strikes,

we start at $p_3 + 1$ and continue filling out row 3 of List A, adding appropriate entries to List B, until we again get 3 strikes. Note that we do not backtrack, so the total number of right steps taken in Step 3 (assuming the random access model of computation allows us to read and write at any specified position in the table) is $O(n)$. The number of times we need to apply the subroutines (successfully and unsuccessfully) is also $O(n)$ regardless of how many times Step 3 is called, so so all together this step takes $O(n)$ time.

Step 4: Read position $n + 1$ row 5. Say it is s . If position s row 3 contains a negative integer, then the t -exponent sum of the entire word is negative. We will replace the word in row 2 of List A by its inverse as follows. Create a second List A which is blank. Write S in the first position of row 2. Starting at the letter F of the old List A, follow the pointers to read the word backwards, and write the inverse of each letter in the new List A from left to right in row 2. Then write addresses in the first row, and set the pointers in rows 4 and 5 to the initial form (since the word is now written in order). This takes $O(n)$ time. Lastly, fill out row 3 with t -exponent sums by setting a counter texp to 0 and reading left to right.

So at the end of this step, we have a word of the form E, P, PN, PNP, NP , or NPN , with non-negative t -exponent. In the case of PNP , the t -exponent sum must be zero, so it has a prefix of the form PN and suffix NP , both of zero t -exponent sum. Say p_1, p_2 are the two positions that the t -exponent is zero. The configuration of the tape is as follows:

0	--	p_1	--	p_2	--	$n+1$
S						F
		0		0		
i_1		i_2		i_3		
		j_1		j_2		j_3

Then do the following:

- 0 row 4 replace i_1 by p_2
- p_2 row 5 replace j_2 by 0
- j_3 row 4 replace $n + 1$ by p_1
- p_1 row 5 replace 0 by j_3
- j_1 row 4 replace p_2 by $n + 1$
- $n + 1$ row 5 replace j_3 by j_1 .

In other words, we have commuted the suffix starting at p_2 to the start of the word. So the word is now of the form NPN .

Thus the word in List A row 2 is of the form E, P, PN, NP or NPN and non-negative t -exponent. We can ascertain which of these it is in

constant time simply by checking the first and last $t^{\pm 1}$ letter in the word, which lie at most $3p$ steps from the ends of the tape (positions S and F).

- No $t^{\pm 1}$ letters: E
- First t last t : P
- First t last t^{-1} : PN
- First t^{-1} last t : NP
- First t^{-1} last t^{-1} : NPN

Step 5: In this step we apply Corollary 3 to make all of the $a^{\pm 1}$ letters in the word occur in a single sheet of the Cayley graph. The output of this step (the word in row 2 of List A) will be a word of the form $t^{-k}u_P t^{-l}$ where u_P is a word of type P with t -exponent $\geq k + l$, and $k, l \geq 0$.

Case E : The word already lies on a single sheet (a line of a edges of length at most $3p - 1$).

Case PN : Say \mathbf{texp} is the final t -exponent of the word, which occurs at positions p_1 and q_1 . If q_1 is not the end of the word (that is, there are $a^{\pm 1}$ letters at the end of the word), then we want to push the a letters there back through the word to t -exponent 0, which starts after p_1 . The configuration of the tape is as follows:

$$\begin{array}{ccccc}
 \text{---} & p_1 & \text{---} & q_1 & \text{---} & n+1 \\
 & t & & t^{-1} & & F \\
 & \mathbf{texp} & & \mathbf{texp} & & \\
 & i_1 & & i_2 & & \\
 & j_1 & & j_2 & & j_3
 \end{array}$$

and we assume $j_3 \neq q_1$ (so there are $a^{\pm 1}$ letters at the end of the word).

Then do the following:

- q_1 row 4, replace i_2 with $n + 1$
- $n + 1$ row 5, replace j_3 with q_1
- p_1 row 4, replace i_1 with i_2
- i_2 row 5, replace q_1 with p_1
- j_3 row 4, replace $n + 1$ with i_1
- i_1 row 5, replace p_1 with j_3

So we have commuted the word $a^{\pm m}$ at the end, through the subword of t -exponent 0. Check for cancelation of $a^{\pm 1}a^{\mp 1}$, if this occurs then cancel. Repeat up to $3p - 1$ (constant) times.

If there is no cancelation, we might now have at most $6p - 2$ consecutive $a^{\pm 1}$ letters at this position.

Next, let p_2, q_2 be the positions that $(\mathbf{texp} + 1)$ occurs. Repeat the procedure at this level. Again freely cancel, or there may be at most $6p - 2 a^{\pm 1}$ letters at this level also.

Iterate this until all $a^{\pm 1}$ letters are pushed into the middle of the word, so the resulting word is of the form $u_P t^{-k}$ where u_P is a word of type P with t -exponent at least k . Note that at the top level there is only one a^i subword, which will not be cancelled, so there is no free cancelation of t letters in this step.

Case NP : Let p_1, q_1 be the positions when the t -exponent is zero. If $p_1 > 1$ (so there are $a^{\pm 1}$ letters at the start of the word), then commute $a^{\pm 1}$ letters forward as we did above.

Iterate for all t^{-1} -terms in the prefix of the word, until the word is of the form $t^{-k} u_P$.

Case NPN : In this case, perform both of the previous operations to push $a^{\pm 1}$ letters into the middle P part of the word. The result has the form $t^{-k} u_P t^{-l}$ with the t -exponent of u_P at least $k + l$.

So after this step, the positive part of the word, u_P , stays within a single sheet of the Cayley graph. We write

$$u_P = a^{\epsilon_0} t a^{\epsilon_1} \dots a^{\epsilon_{m-1}} t a^{\epsilon_m}$$

where each ϵ_i is now an integer between $-9p$ and $9p$ since we have possibly commuted at most $a^{\pm 1}$ -subwords together at each level (in the case of NPN with t -exponent zero, there is a possibility that we have commuted three such subwords. At every other level we have at most two.)

Step 6: In the cases NP, NPN , do the following:

- Step 6.1 If p divides ϵ_0 , write $\epsilon_0 = ip$ for some integer i . This takes constant time to compute since $|\epsilon_0| < 9p$. If not, end Step 6.
- Step 6.2 Replace $t^{-k} a^{\epsilon_0} t a^{\epsilon_1} \dots a^{\epsilon_{m-1}} t a^{\epsilon_m}$ by $t^{-k+1} a^{i+\epsilon_1} t \dots t a^{\epsilon_m} t^{-l}$. This replacement takes constant time since the subwords we are changing have lengths bounded by a fixed multiple of p .
- Step 6.3 If $i - \epsilon_1 = 0$ then freely cancel the t letters. Perform Subroutine 1 at this position until no more free cancelations.
- Step 6.4 Check the form of the new word in constant time as in Step 4, and if NP, NPN , repeat Step 6.

Each application of Step 6.1, 6.2, 6.4 takes constant time. The total number of times Subroutine 1 is called successfully throughout the entire algorithm is n , and unsuccessfully once for each application of Step 6.3. So in total this step is linear in n .

5. ALGORITHM PART 2: BRICKLAYING ALGORITHM

We now have a word of the form $(t^{-k})u_P(t^{-l})$, which has the same t structure as a geodesic for the input word. In this part of the algorithm we effectively “draw” the positive subword u_P in a single sheet of the Cayley graph, and compute the shortest distance between the endpoints of u_P in the sheet in linear time and space. The linear space comes from the fact that a sheet has a hyperbolic geometry.

Step 7 (Bricklaying algorithm): Let $u_P = a^{\epsilon_0}ta^{\epsilon_1} \dots a^{\epsilon_{m-1}}ta^{\epsilon_m}$. We will draw the sheet this word inhabits line-by-line, keeping track of the shortest distances back to start point as we go. Starting with $a^{\epsilon_0}t$, draw a horizontal line of ϵ_0 edges, then a vertical edge labeled t as in Figure 8. Label the top of this edge by $\epsilon_0 + 1$, the length of the path to this point. Draw the brick containing this edge and the preceding a -edges,

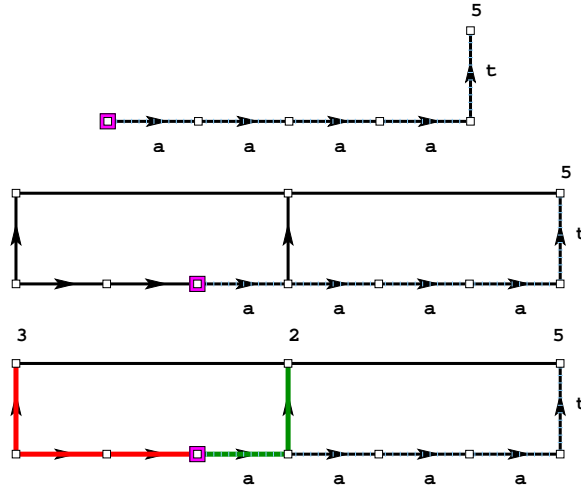


FIGURE 8. Drawing $u_P = a^4t \dots$ in $BS(1,3)$, covering with bricks, then labeling shortest distances back to start

and draw bricks on this level until you cover all of a^{ϵ_0} , as in Figure 8. Label the closest points on the top line back to the start point by their distances to the start point. Call these points X and Y . Also store geodesic words to these points called v_X, v_Y . For the example in Figure 8 we have $v_X = at$ and $v_Y = a^{-2}t$.

Now read a^{ϵ_1} , and draw it from the endpoint of the previous step along the top line. Again, cover this line with bricks, as in Figure 9. Again, label the points that are closest to the start point by their distances, and update v_X, v_Y . In the case of Figure 9 we have $v_X = (at)a^2t$ and $v_Y = (a^{-2}t)t$.

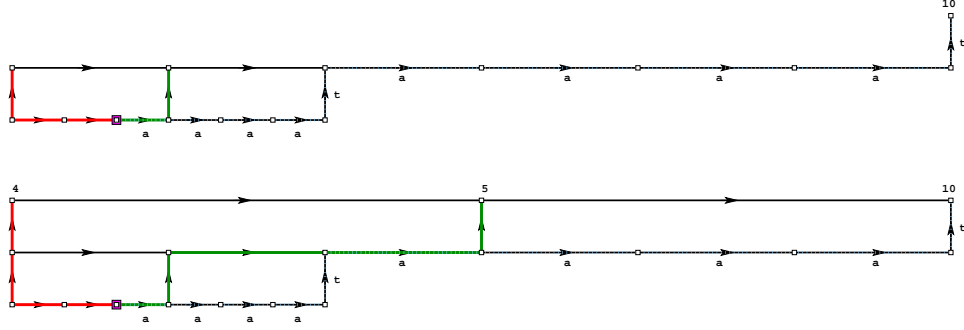


FIGURE 9. Next level, labeling shortest distances back to start

Repeat this procedure until you have drawn all of u_P , so have $m + 1$ horizontal lines, and have recorded (one or) two words v_X, v_Y which end on the top line at points X, Y . Note that $d(X, Y) \leq 1$. Label the endpoint of u_P by Z .

Add the subscript 0 to each of X, Y, Z .

Continue the process of covering the line with bricks. After each new line, label the new points with an incremented subscript. Also continue to store the words v_X, v_Y and include the cut-off points for each level (so you can recover the word v_{X_j} to the point X_j). Continue until the point Z_i lies on the bottom of the same brick as either X_i or Y_i .

Lemma 5. *The bricklaying algorithm (Step 7) takes $O(n)$ time and space.*

Proof. The length of each successive line is at most ϵ_i plus the ceiling of $\frac{1}{p}$ (length of the previous line), up to the line containing Z_0 , then each successive line is the ceiling of $\frac{1}{p}$ (length of the previous line). So the total number of a edges drawn in the sheet is

$$\begin{array}{ccccccc}
 |\epsilon_0| & & & & & & \\
 + \frac{|\epsilon_0|}{p} & +1 & +|\epsilon_1| & & & & \\
 + \frac{|\epsilon_0|}{p^2} + & + \frac{|\epsilon_1|}{p} & +1 & +|\epsilon_2| & & & \\
 & \vdots & & & & & \\
 + \frac{|\epsilon_0|}{p^m} + & + \frac{|\epsilon_1|}{p^{m-1}} + & + \dots + & +1 & +|\epsilon_m| & & \\
 \hline
 + \frac{|\epsilon_0|}{p^{m+1}} + & + \frac{|\epsilon_1|}{p^m} + & + \dots + & + \frac{|\epsilon_m|}{p} & +1 & & \\
 & \vdots & & & & &
 \end{array}$$

The $+1$ each step takes care of the rounding up to the ceiling. The line in the computation above indicates the point at which the line containing Z_0 is counted. The number of additional lines after this (and so the total number of $+1$ s added after this) is not more than $\lceil \log_p n \rceil \leq n$. And $m < n$ also, so the number of $+1$'s in this sum is at most $2n$. Using the geometric series for the other terms we have $|\epsilon_0| \frac{1}{1-1/p} + \dots + |\epsilon_m| \frac{1}{1-1/p}$ which is a constant $\frac{1}{1-1/p}$ times the sum of ϵ_i terms, which is at most n .

So all together the number of a edges is $O(n)$. The number of t edges between them is a constant multiple of this, so all together the number of edges to draw the sheet is $O(n)$. \square

Step 8: We now find a geodesic for u_P as follows.

Start at the line containing Z_0 . Take $3p$ horizontal steps in either direction of Z_0 . If you don't reach X_0 or Y_0 , then you know the shortest path from either to Z_0 is not running along a edges (since $a^{3p} = ta^3t^{-1}$). So move up to Z_1 and repeat.

Continue until one of X_i, Y_i lies within $3p$ of Z_i .

Now, we are very close to finding the geodesic (which we know is of the form $(t^{-k})v_P(t^{-l})$ by Corollary 4. Suppose it is X_i that is within $3p$ of Z_i . Let v_{X_i} be the geodesic word we have stored that ends at X_i . Compute the length of v_X plus the horizontal distance between X_i and Z_i , plus i . This sum is the length of the word $v_X a^d t^{-i}$, where d is the horizontal distance from X_i to Z_i . The only shorter way to go is to go up to the next bricks, since going down a previous level will not give a geodesic.

So go up a level and compute the length of the geodesic to X_{i+1} , followed by the horizontal distance between X_{i+1} and Z_{i+1} , followed by $i + 1$.

If going via X_{i+1} is shorter than going via X_i , then repeat this step (compare with going via X_{i+2} . Otherwise output this path $v_{X_i} a^d t^{-i}$ as a geodesic for u_P .

The number of times we move up is $O(n)$ since there are $O(n)$ many horizontal lines. Each time we go up the amount of checking needed is constant time, so this whole step is $O(n)$ time (and space).

Finally, concatenate this path by t^{-k} and t^{-l} . This is the final output, which we claim is a geodesic for the initial input word.

6. FINAL STEP

In Step 4, if the t -exponent sum of the input word was negative, we replaced it by its inverse. If so, we must now output the inverse in the final step. We have now produced an output word which is equal to

the input in the group, since each step of the algorithm preserved the group element represented, and not longer than the input word, since no step increased length.

Finally we must prove that the final output word is a geodesic.

Theorem 6 (Proving the output is a geodesic). *The resulting word $t^{-k}v_pt^{-l}$ is a geodesic.*

Proof. Suppose u is the output of the algorithm and v is another word equal to u and shorter than u . If the t -exponent of u is not the same as v then uv^{-1} has nonzero t -exponent so cannot be the identity. So assume u (and v) has nonnegative t -exponent as in the algorithm.

Applying Part 1 to v will not reduce length, since it is already a geodesic, so assume that both words are of the form E, P, PN, NP or NPN . In each word, replace each occurrence of ta^nt^{-1} by a^{pn} . Repeat until each word is of the form E, P or NP . Applying Britton's Lemma [6] to uv^{-1} we see that they must both reduce to the same type: either both E , both P of t -exponent $i > 0$, or both NP with N exponent $j < 0$ and P exponent $-j + i, i \geq 0$. In the last case, we can push a s right in the N prefix of v so that both u and v agree on their negative prefix.

So in all cases we have both u and v living in the same sheet. Since Step 7 considers all possible words in the sheet that are geodesics, if v was shorter than u it would have been chosen instead. \square

REFERENCES

- [1] Murray Elder. A context-free and a 1-counter geodesic language for a Baumslag-Solitar group. *Theoret. Comput. Sci.*, 339(2-3):344–371, 2005.
- [2] Murray Elder and Susan Hermiller. Minimal almost convexity. *J. Group Theory*, 8(2):239–266, 2005.
- [3] Murray J. Elder. Patterns theory and geodesic automatic structure for a class of groups. *Internat. J. Algebra Comput.*, 13(2):203–230, 2003.
- [4] David B. A. Epstein, James W. Cannon, Derek F. Holt, Silvio V. F. Levy, Michael S. Paterson, and William P. Thurston. *Word processing in groups*. Jones and Bartlett Publishers, Boston, MA, 1992.
- [5] J. R. J. Groves. Minimal length normal forms for some soluble groups. *J. Pure Appl. Algebra*, 114(1):51–58, 1996.
- [6] Roger C. Lyndon and Paul E. Schupp. *Combinatorial group theory*. Springer-Verlag, Berlin, 1977. *Ergebnisse der Mathematik und ihrer Grenzgebiete, Band 89*.
- [7] A. G. Miasnikov, V. Romankov, A. M. Vershik, and A. Ushakov. The word and geodesic problem in free solvable groups. <http://www.arxiv.org/abs/0807.1032>. To appear in Transactions of the American Mathematical Society.
- [8] C. F. Miller III. Normal forms for some soluble Baumslag-Solitar groups. Unpublished.

SCHOOL OF MATHEMATICS AND PHYSICS, UNIVERSITY OF QUEENSLAND, BRIS-
BANE, AUSTRALIA

E-mail address: murrayelder@gmail.com