

The Dynamical Architecture and Habitable zones of the Quintuplet Planetary System 55 Cancri

Jianghui JI^{1,2*}, Hiroshi Kinoshita³, Lin LIU⁴ and Guangyu LI^{1,2}

¹ Purple Mountain Observatory, Chinese Academy of Sciences, Nanjing 210008, China

² National Astronomical Observatories, Chinese Academy of Sciences, Beijing 100012, China

³ National Astronomical Observatory, Mitaka, Tokyo 181-8588, Japan

⁴ Department of Astronomy, Nanjing University, Nanjing 210093, China

Received 2008/09/08

Abstract We perform numerical simulations to study the secular orbital evolution and dynamical structure in the quintuplet planetary system 55 Cancri with the self-consistent orbital solutions by Fischer and coworkers (2008). In the simulations, we show that this system can be stable at least for 10^8 yr. In addition, we extensively investigate the planetary configuration of four outer companions with one terrestrial planet in the wide region of $0.790 \text{ AU} \leq a \leq 5.900 \text{ AU}$ to examine the existence of potential asteroid structure and Habitable Zones (HZs). We show that there are unstable regions for the orbits about 4:1, 3:1 and 5:2 mean motion resonances (MMRs) with the outermost planet in the system, and several stable orbits can remain at 3:2 and 1:1 MMRs, which is resemblance to the asteroidal belt in solar system. In a dynamical point, the proper candidate HZs for the existence of more potential terrestrial planets reside in the wide area between 1.0 AU and 2.3 AU for relatively low eccentricities.

Key words: celestial mechanics-methods:n-body simulations-planetary systems-stars:individual(55 Cancri)

1 INTRODUCTION

The nearby star 55 Cancri is of spectral type K0/G8V with a mass of $0.92 \pm 0.05 M_{\odot}$ (Valenti & Fischer 2005). Marcy et al. (2002) reported a second giant planet with a long period of ~ 14 yr after the first planet discovered in 1997. The 55 Cnc system can be very attractive, because first it hosts a distant giant Jupiter-like planet about 5.5 AU resembling Jupiter in our solar system. The second interesting thing is that this system may be the only known planetary system in which two giant planets are close to the 3:1 orbital resonance, and the researchers have extensively studied the dynamics and formation of the 3:1 MMR in this system (see

* E-mail: jjjh@pmo.ac.cn

Beaugé et al. 2003; Ji et al. 2003; Zhou et al. 2004; Kley, Peitz, & Bryden 2004; Voyatzis & Hadjidemetriou 2006; Voyatzis 2008). Still, the additional collection of follow-up observations and the increasing of precision of measurements (at present $\sim 1 \text{ ms}^{-1}$ to 3 ms^{-1}) have indeed identified more planets. McArthur et al. (2004) reported the fourth planet with a small minimum mass $\sim 14 M_{\oplus}$ that orbits the host star with a short period of 2.8 day, by analyzing three sets of radial velocities. The improvement of the observations will actually induce additional discovery. Hence, it is not difficult to understand that more multiple planetary systems or additional planets in the multiple systems are to be dug out supplemental data.

More recently, Fischer et al. (2008) (hereafter Paper I) reported the fifth planet in the 55 Cnc system with the Doppler shift observations over 18 yrs, and showed that all five planets are in nearly circular orbits and four have eccentricities under 0.10. It is really one of the most extreme goals for the astronomers devoted to searching for the extrasolar planets to discover a true solar system analog, which may hold one or two gas giants orbiting beyond 4 AU that can be compared to Jupiter and Saturn in our own solar system (Butler 2007, private communication; see also Gaudi et al. 2008). This indicates that several terrestrial planets may move in the so-called Habitable Zones (HZs) (Kasting et al. 1993; Jones et al. 2005), and the potential asteroidal structure can exist. Considering the probability of the coplanarity and nearly circular orbits for five planets (Paper I), the 55 Cnc system is suggested to be a comparable twin of the solar system. Hence, firstly, in a dynamical viewpoint, one may be concerned about the stability of the system over secular timescale. On the other hand, the small bodies as terrestrial objects may exist in this system and are to be detected with forthcoming space-based missions (*Kepler*, *SIM*). In this paper, we focus on understanding the dynamical structure and finding out suitable HZs for life-bearing terrestrial planets in this system.

2 DYNAMICAL ANALYSIS

In this paper, we adopt the orbital parameters of the 55 Cancri system provided by Paper I (see their Table 4). For the convenience of narration, we re-label the planets according to the ascendant semi-major axes in the order from the innermost to the outermost planet (e.g., B, C, D, E, F), while the original names discovered in the chronological order are also accompanied but in braces (see Table 1). Furthermore, McArthur et al. (2004) derived the orbital inclination $i = 53^{\circ} \pm 6^{\circ}.8$ with respect to the sight line for the outermost planet from *HST* astrometric data by measuring the apparent astrometric motion of the host star. In the simulations, we adopt this estimated orbital inclination of 53° and further assume all the orbits to be coplanar. With the planetary masses $M \sin i$ reported in Table 1, then we obtain their true masses. Specifically, the masses of five planets are respectively, $0.03 M_{Jup}$, $1.05 M_{Jup}$, $0.21 M_{Jup}$, $0.18 M_{Jup}$ and $4.91 M_{Jup}$, where $\sin i = \sin 53^{\circ} = 0.7986$. Thus, we take the stellar mass M_c of $0.94 M_{\odot}$ (Paper I), and the planetary masses above-mentioned in the numerical study, except where noted. We utilize N-body codes (Ji, Li & Liu 2002) to perform numerical simulations by using RKF7(8) and symplectic integrators (Wisdom & Holman 1991) for this system. In the numerical runs, the adopted time stepsize is usually $\sim 2\%$ - 5% of the orbital period of the innermost planet. In addition, the numerical errors were effectively controlled over the integration timescale, and the total energy is generally conserved to 10^{-6} for the integrations. The typical timescale of simulations of the 55 Cnc system is from 100 Myr to 1 Gyr.

2.1 The Stability of the 55 Cancri Planetary System

2.1.1 case 1: 5-p for 10^8 yr

To explore the secular stability of this system, firstly, we numerically integrated the five-planet system on a timescale of 10^8 yr, using the initials listed in Table 1. In Figure 1, a snapshot of the secular orbital evolution of all planets is illustrated, where $Q_i = a_i(1 + e_i)$, $q_i = a_i(1 - e_i)$ (the subscript $i = 1 - 5$, individually, denoting Planet B, C, D, E, and F) are, respectively, the apoapsis and periapsis distances. In the secular dynamics, the semi-major axis a_1 and a_2 remain unchanged to be 0.0386 and 0.115 AU, respectively, for 10^8 yr, while a_3 , a_4 and a_5 slightly librate about 0.241, 0.786, and 6.0 AU with quite small amplitudes over the same timescale. The variations of eccentricities during long-term evolution are followed, where $0.23 < e_1 < 0.28$, $0.0 < e_2 < 0.03$, $0.034 < e_3 < 0.069$, $0.0 < e_4 < 0.013$, and $0.056 < e_5 < 0.095$, implying that all the eccentricities undergo quasi-periodic modulations. In Fig.1, we note that the time behaviors of Q_i and q_i show regular motions of bounded orbits for all five planets and indicate their orbits are well separated during the secular evolution due to small mutual interactions, which again reflect the regular dynamics of the eccentricities over secular timescale. In the numerical study, we find the system can be dynamically stable and last at least for 10^8 yr. Thus our numerical outcomes strengthen and verify those of Paper I for the integration of 10^6 yr, which also showed the system can remain stable over 1 Myr and the variations of all planetary eccentricities are modest.

Secondly, we further performed an extended integration for the planetary configuration simply consisting of four outer planets over timescale up to 1 Gyr (see Figure 2). The longer integration again reveals that the orbital evolution of four planets are quite similar to those exhibited in Fig.1, and then strongly supports the secular stability of this system. In a recent study, Gayon et al. (2008) show that the 55 Cnc system may remain a stable chaos state as the planetary eccentricities do not grow over longer timescale. Therefore, it is safely to conclude that the 55 Cnc system remain dynamically stable in the lifetime of the star.

In order to assess the stability of 55 Cnc with respect to the variations of the planetary masses, we first fix $\sin i$ in increment of 0.1 from 0.3 to 0.9. In the additional numerical experiments, we simply vary the masses but keep all orbital parameters (Table 1), again restart new runs of integration for the five-planet system for 100 - 1000 Myr with the rescaled masses. As a result, we find the system could remain definitely stable for the above investigated timescale with slight vibrations in semi-major axes and eccentricities for all planets, indicating the present configuration is not so sensitive to the planetary masses. Subsequently, we again examine the stabilities of different orbital configurations within the error range of the Keplerian orbital fit given by Paper I. Herein 100 simulations are carried out for 10 Myr, and the numerical results show that all the runs are stable over the simulation timescale, indicating that this five-planet system is fairly robust with respect to the variational planetary configurations.

2.1.2 case 2: 7-p for 10^8 yr

However, Paper I argued that the 6th or more planets could exist and maintain dynamical stability in the large gap between Planets E and F in this system. Next, we also integrate the 55 Cnc system with additional planets (2 massive terrestrial planets, Earth at 1 AU and Mars at 1.52 AU) to mimic the situation of the inner solar system. In this runs, we examine the configuration consisting of 5 planets and 2 terrestrial bodies to study the coexistence of multiple objects. This means that we directly place Earth and Mars into the 55 Cnc system to simulate "the inner solar system", where the orbital elements for above terrestrial planets are calculated from JPL planetary ephemerides DE405 at Epoch JD 2446862.3081 corresponding

to the outermost companion (see Table 2), e.g., the semi-major axes are respectively, 1.00 and 1.524 AU. The five planets are always assumed to be coplanar in the simulations, thus the inclinations for 2 terrestrial planets refer to the fundamental plane of their orbits. In this numerical experiment, we find that the 7-p system can remain dynamically stable and last at least for 10^8 yr. In Figure 3 are shown the time behaviors of Q (*yellow line*) and q (*black line*) for Mars, Earth and Planet E. The numerical results show the regular bounded motions that their semi-major axes and eccentricities do not dramatically change in their secular orbital evolution, and this is also true for the other four planets in the 55 Cnc. It is not so surprised for one to realize that two additional terrestrial planets could exist for long time because the gravitational perturbations arise from other planets are much smaller. In the following section, we will extensively explore this issue on the dynamical architecture for the Earth-like planets in the system.

3 DYNAMICAL ARCHITECTURE AND POTENTIAL HZS

To investigate the dynamical structure and potential HZs in this system, we extensively performed additional simulations with the planetary configuration of coplanar orbits of four outer companions with one terrestrial planet. In this series of runs, the mass of the assumed terrestrial planet selected randomly in the range $0.1 M_{\oplus}$ to $1.0 M_{\oplus}$. The initial orbital parameters are as follows: the numerical investigations were carried out in $[a, e]$ parameter space by direct integrations, and for a uniform grid of 0.01 AU in semi-major axis ($0.790 \text{ AU} \leq a \leq 5.900 \text{ AU}$) and 0.01 in eccentricity ($0.0 \leq e \leq 0.2$), the inclinations are $0^\circ < I < 5^\circ$. The angles of the nodal longitude, the argument of periastron, and the mean anomaly are randomly distributed between 0° and 360° for each orbit. Then each terrestrial mass body was numerically integrated with four outer planets in the 55 Cnc system. In total, about 10,750 simulations were exhaustively run for typical integration time spans from 10^5 to 10^6 yr (about $10^6 - 10^7$ times the orbital period of Planet C). Then, our main results now follow.

Figure 4 shows the contours of the surviving time for Earth-like planets (*Upper*) and the status of their final eccentricities (*Lower*) for the integration over 10^5 yr, and the horizontal and vertical axes represent initial a and e of the orbits. Fig. 4 (*Upper*) displays that there are stable zones for the Earth-like planets in the region between 1.0 and 2.3 AU with final low eccentricities of $e < 0.10$. The extended simulations (10^6 yr) for the objects of the above region also exhibit the same results. This zone may be strongly recommended to be one of the potential candidate HZs in the 55 Cnc, and our results coincide with those by Jones et al. (2005), who showed the possible HZs of $1.04 \text{ AU} < a < 2.07 \text{ AU}$. Still, the outcomes presented here have confirmed those in §2.1.2, where we show that the stable configuration of Earth at 1.00 AU and Mars at 1.523 AU in this five-planet system. The sixth planet or additional habitable bodies may be expected to be revealed in this region by future observations¹.

In general, the planetary embryos or planetesimals may be possibly captured into the mean motion resonance regions or thrown into HZs by a giant planet under migration due to the planet-disk interaction and could survive during the final planetary evolution over the secular timescale after complex scenarios of secular resonance sweeping, gravitationally scattering, and late heavy bombardments (Nagasawa et al. 2005; Thommes et al. 2008). We note that there

¹ The semi-amplitude of wobble velocity $K \propto M_p \sin i / \sqrt{a(1-e^2)}$ (with $M_p \ll M_c$), herein M_c , M_p , a , e and i are, respectively, the stellar mass, the planetary mass, the orbital semi-major axis, the eccentricity and the inclination of the orbit relative to the sky plane. This means that planets with larger masses and (or) smaller orbits could have larger K . For example, a planet of $1.0 M_{\oplus}$ at 1 AU in a nearly circular orbit may cause stellar wobble about 0.10 m/s. In this sense, much higher Doppler precision is required to discover such Earth-like planets in future.

are strongly unstable orbits ² for the low-mass planets initially distributed in the region $3.9 \text{ AU} < a < 5.9 \text{ AU}$, where the planetary embryos have very short dynamical surviving time. In the meantime, the eccentricities can be quickly pumped up to a high value ~ 0.9 (see Fig. 4, *Lower*). We note that the orbital evolution is not so sensitive to the initial masses. In fact, these planetary embryos are involved in many of MMRs with the outermost giant in the 55 Cnc system, e.g., 7:4 (4.063 AU) and 3:2 MMRs (4.503 AU). The overlapping resonance mechanism (Murray & Dermott 1999) can reveal their chaotic behaviors of being ejected from the system in short dynamical lifetime $\sim 10^2 - 10^3 \text{ yr}$, furthermore the majority of orbits are within the sphere of 3 times Hill radius ($R_H = (M_5/(3M_c))^{1/3} a_5$, $3R_H \doteq 2.10 \text{ AU}$) of the 14-yr planet. Using resonance overlapping criterion (MD99; Duncan et al. 1989), the separation in semi-major axis $\Delta a \approx 1.5(M_5/M_c)^{2/7} a_5 \doteq 1.95 \text{ AU}$, then the inner boundary $R_O = a_5 - \Delta a$ for Planet F is at $\sim 3.95 \text{ AU}$. And the orbits in this zone become chaotic during the evolution because the planets are both within $3 R_H$ and in the vicinity of R_O . Similarly, there exist unstable zones for the nearby orbits around Planet E ($0.78 \text{ AU} < a < 0.90 \text{ AU}$), which may not be habitable in dynamical point.

It is suggested that MMRs can play an important role in determining the orbital dynamics of the terrestrial bodies, which are either stabilized or destabilized in the vicinities of the MMRs. The outermost giant, like Jupiter, may shape and create the characteristic of dynamical structure of the small bodies. Most of the initial orbits for planetary embryos located about 3:1 (2.837 AU), 5:2 (3.204 AU), and 4:1 MMRs (2.342 AU), are quickly cleared off by the perturbing from Planet F. In the region of $2.4 \text{ AU} < a < 3.8 \text{ AU}$, stable zones are separated by the mean motion resonance barriers, e.g., 3:1 and 5:2 MMRs. Note that the initial orbits for the relatively low eccentricity (under 0.06) for 4:1 MMR can remain stable over the simulation timescale. However, the terrestrial bodies about 7:3 MMR (3.354 AU) and 2:1 MMR (3.717 AU) are both on the edge of the stability, and the former are close to 5:2 MMR, while the latter just travel around the inner border of $3R_H$ at $\sim 3.80 \text{ AU}$. The extended longer integrations show that their eccentricities can be further excited to a high value and a large fraction of them lose stabilities in the final evolution. The above gaps are apparently resembling those of the asteroidal belt in solar system. In the simulations, several stable orbits can be found about 3:2 MMR at 4.503 AU, which is analogous to the Hilda group for the asteroids in the solar system, surviving at least for 10^6 yr . In addition, the other several stable cases are the so-called Trojan planets (1:1 MMR), residing at $\sim 5.9 \text{ AU}$. The studies show that the stable Trojan configurations may be possibly common in the extrasolar planetary systems (Dvorak et al. 2004; Ji et al. 2005; Goździewski & Konacki 2006). Indeed, terrestrial Trojan planets with circular orbits $\sim 1 \text{ AU}$ could potentially be habitable, and are worthy of further investigation in future.

4 SUMMARY AND DISCUSSIONS

In this work, we have studied the secular stability and dynamical structure and HZs of the 55 Cnc planetary system. We now summarize the main results as follows:

(1) In the simulations, we show that the quintuplet planetary system can remain dynamically stable at least for 10^8 yr and that the stability would not be greatly influenced by shifting the planetary masses. Account for the nature of near-circular well-spaced orbits, the 55 Cnc system may be a close analog of the solar system. In addition, we extensively investigated the planetary configuration of four outer companions with one terrestrial planet in the region 0.790

² We define an unstable orbit as an Earth-like planet is ejected far away or moves too close to the parent star or the giant planets, meeting the following criteria: (1) the eccentricity approaches unity, (2) the semi-major axis exceeds a maximum value, e.g., 1000 AU, (3) the assuming planet collides with the star or enters the mutual Hill sphere of the known giant planets.

$\text{AU} \leq a \leq 5.900 \text{ AU}$ to examine the existence of potential Earth-like planets and further study the asteroid structure and HZs in this system. We show that unstable zones are about 4:1, 3:1 and 5:2 MMRs in the system, and several stable orbits can remain at 3:2 and 1:1 MMRs. The simulations not only present a clear picture of a resembling of the asteroidal belt in solar system, but also may possibly provide helpful information to identify the objects when modeling multi-planet orbital solutions (Paper I) by analyzing RV data. The dynamical examinations are helpful to search for best-fit stable orbital solutions to consider the actual role of the resonances, where some of best-fit solutions close to unstable islands of MMRs can be dynamically ruled out in the fitting process. As well-known, the extensive investigations in the planetary systems (Menou & Tabachnik 2003; Érdi et al. 2004; Ji et al. 2005, 2007; Pilat-Lohinger et al. 2008; Raymond et al. 2008) show that the dynamical structure is correlated with mean motion and secular resonances. The eccentricities of the planetesimals (or terrestrial planets) can be excited by sweeping secular resonance (Nagasawa & Ida 2000) as well as mean motion resonances, thus the orbits of the small bodies can undergo mutual crossings and then they are directly cleared up in the post-formation stage. In conclusion, the mentioned dynamical factors perturbing from the giant planets will influence and determine the characteristic distribution of the terrestrial planets in the late stage formation of the planetary systems, to settle down the remaining residents in the final system.

(2) As the stellar luminosity of 55 Cnc is lower than that of the Sun, the HZ should shift inwards compared to our solar system. It seems that the newly-discovered planet at $\sim 0.783 \text{ AU}$ can reside in the HZs (Rivera & Haghighipour 2007), and this planet may be habitable provided that it bears surface atmosphere to sustain the necessary liquid water and other suitable life-developing conditions (Kasting et al. 1993). In a dynamical consideration, the proper candidate HZs for the existence of more potential terrestrial planets reside in the wide area between 1.0 AU and 2.3 AU for relatively low eccentricities, and the maintenance of low eccentricity can play a vital role in avoiding large seasonal climate variations (Menou & Tabachnik 2003) for the dynamical habitability of the terrestrial planets. Moreover, our numerical simulations also suggest that additional Earth-like planets (§2.1.2) can also coexist with other five known planets in this system over secular timescale. This should be carefully examined by abundant measurements and space missions (e.g. *Kepler* and *TPF*) for this system in future.

Acknowledgements We would like to thank the anonymous referee for valuable comments and suggestions that help to improve the contents. We are grateful to G.W. Marcy and D. A. Fischer for sending us their manuscript and insightful discussions. This work is financially supported by the National Natural Science Foundations of China (Grants 10573040, 10673006, 10833001, 10203005) and the Foundation of Minor Planets of Purple Mountain Observatory. We are also thankful to Q.L. Zhou for the assistance of computer utilization. Part of the computations were carried out on high performance workstations at Laboratory of Astronomical Data Analysis and Computational Physics of Nanjing University.

References

- Beugé, C., et al. 2003, *ApJ*, 593, 1124
 Dvorak, R., et al. 2004, *A&A*, 426, L37
 Duncan, M., Quinn, T., & Tremaine, S. 1989, *Icarus*, 82, 402
 Érdi, B., et al. 2004, *MNRAS*, 351, 1043
 Fischer, D. A., et al. 2008, *ApJ*, 675, 790 (Paper I)
 Gaudi, B. S., et al. 2008, *Science*, 319, 927
 Gayon, J., Marzari, F., & Scholl, H. 2008, *MNRAS*, 389, L1
 Goździewski, K., & Konacki, M. 2006, *ApJ*, 647, 573

- Ji, J. H., Li, G.Y., & Liu, L. 2002, *ApJ*, 572, 1041
- Ji, J. H., Kinoshita, H., Liu, L., & Li, G.Y. 2003, *ApJ*, 585, L139
- Ji, J. H., Liu, L., Kinoshita, H., & Li, G.Y. 2005, *ApJ*, 631, 1191
- Ji, J. H., Kinoshita, H., Liu, L., & Li, G.Y. 2007, *ApJ*, 657, 1092
- Jones, B. W., et al. 2005, *ApJ*, 622, 1091
- Kasting, J. F., et al. 1993, *Icarus*, 101, 108
- Kley, W., Peitz, J., & Bryden, G. 2004, *A&A*, 414, 735
- Marcy, G. W., et al. 2002, *ApJ*, 581, 1375
- McArthur, B.E., et al. 2004, *ApJ*, 614, L81
- Menou, K., & Tabachnik, S. 2003, *ApJ*, 583, 473
- Murray, C. D., & Dermott, S. F. 1999, *Solar System Dynamics* (New York: Cambridge Univ. Press) (MD99)
- Nagasawa, M., & Ida, S. 2000, *AJ*, 120, 3311
- Nagasawa, M., Lin, D.N.C., & Thommes, E. 2005, *ApJ*, 635, 578
- Pilat-Lohinger, E., et al. 2008, *ApJ*, 681, 1639
- Raymond, S. N., Barnes, R., & Gorelick, N. 2008, *ApJ*, 689, 478
- Rivera, E., & Haghighipour, N. 2007, *MNRAS*, 374, 599
- Thommes, E. W., et al. 2008, *ApJ*, 675, 1538
- Valenti, J.A., & Fischer, D. A. 2005, *ApJS*, 159, 141
- Voyatzis, G., & Hadjidemetriou, J. D. 2006, *CeMDA*, 95, 259
- Voyatzis, G. 2008, *ApJ*, 675, 802
- Wisdom, J., & Holman, M. 1991, *AJ*, 102, 1528
- Zhou, L.-Y., et al. 2004, *MNRAS*, 350, 1495

Table 1 The orbital parameters of 55 Cancri planetary system^a.

Planet	$M\sin i(M_{Jup})$	$P(\text{days})$	$a(\text{AU})$	e	$\varpi(\text{deg})$	T_p
Planet B (e)	0.0241	2.796744	0.038	0.2637	156.500	2447578.2159
Planet C (b)	0.8358	14.651262	0.115	0.0159	164.001	2447572.0307
Planet D (c)	0.1691	44.378710	0.241	0.0530	57.405	2447547.5250
Planet E (f)	0.1444	260.6694	0.785	0.0002	205.566	2447488.0149
Planet F (d)	3.9231	5371.8207	5.901	0.0633	162.658	2446862.3081

a. The parameters are taken from Table 4 of Fischer et al. (2008). The mass of the star is $0.94 M_{\odot}$.

Table 2 The orbital elements for 2 terrestrial planets at JD 2446862.3081 (From DE405).

Planet	a (AU)	e	$I(\text{deg})$	$\Omega(\text{deg})$	$\omega(\text{deg})$	$M(\text{deg})$
Earth	1.000	0.0164	0.002	348.33	115.231	61.647
Mars	1.524	0.0935	1.850	49.60	286.352	85.614

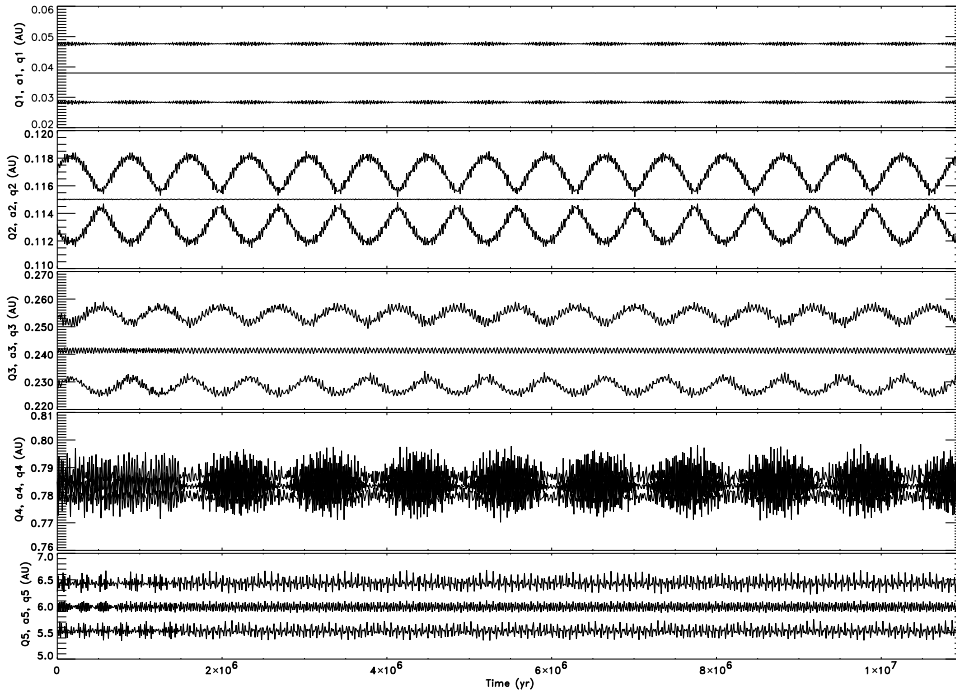


Fig. 1 Snapshot of the secular orbital evolution of all planets is illustrated, where $Q_i = a_i(1 + e_i)$, $q_i = a_i(1 - e_i)$ (the subscript $i = 1 - 5$, each for Planet B, C, D, E, and F) are, respectively, the apoapsis and periapsis distances. a_1 and a_2 remain unchanged to be 0.0386 and 0.115 AU, respectively, while a_3 , a_4 and a_5 slightly librate about 0.241, 0.786, and 6.0 AU with smaller amplitudes for 10^8 yr. The simulations indicate the secular stability of the 55 Cnc.

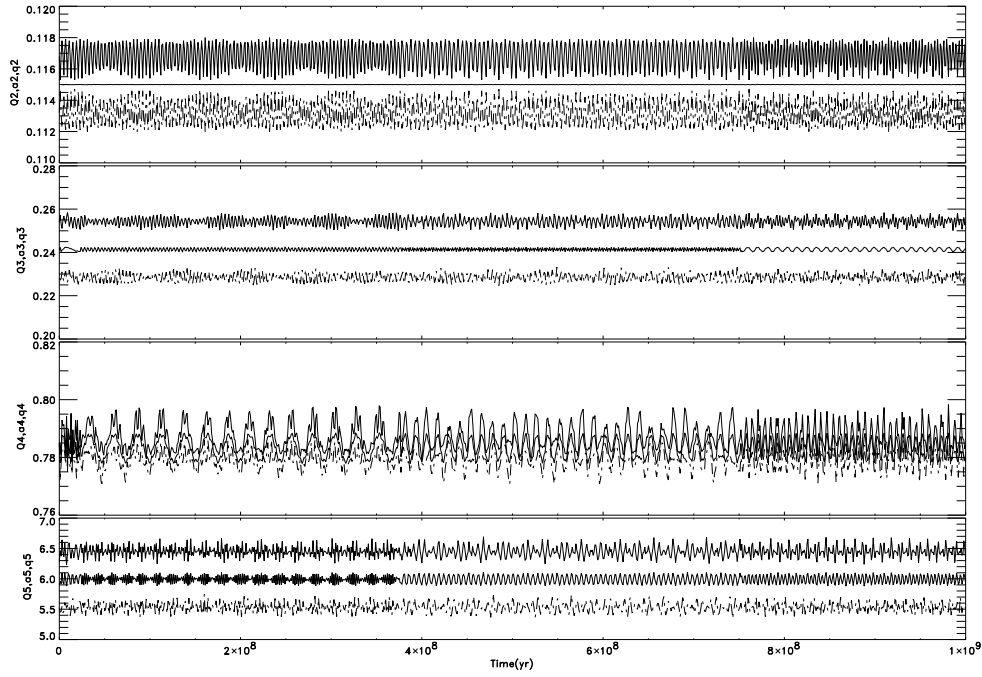


Fig. 2 Numerical simulations for four outer planets for 10^9 yr. The apoapsis and periapsis distances: $Q_i = a_i(1 + e_i)$, $q_i = a_i(1 - e_i)$ (the subscript $i = 2 - 5$, each for Planet C, D, E, and F). The long-term simulation shows that the system can remain stable over 1 Gyr.

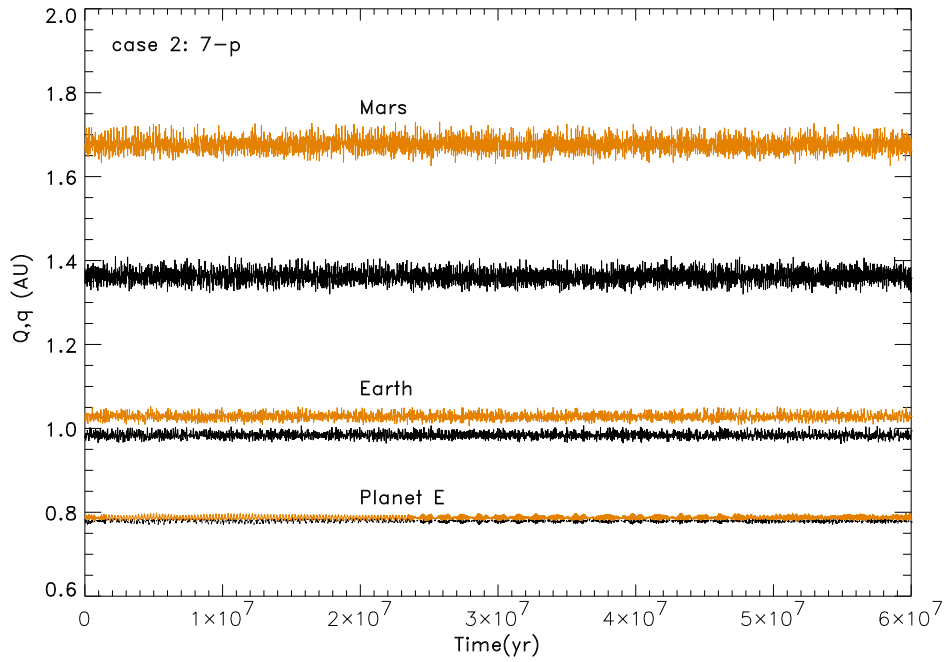


Fig. 3 Simulation for 7-p case. The system can be dynamically stable and last at least for 10^8 yr, the time behaviors of Q (yellow line) and q (black line) each for Mars, Earth and Planet E. The results show that their semi-major axes and eccentricities do not dramatically change in the secular orbital evolution, and it is also true for the other four planets in the 55 Cnc.

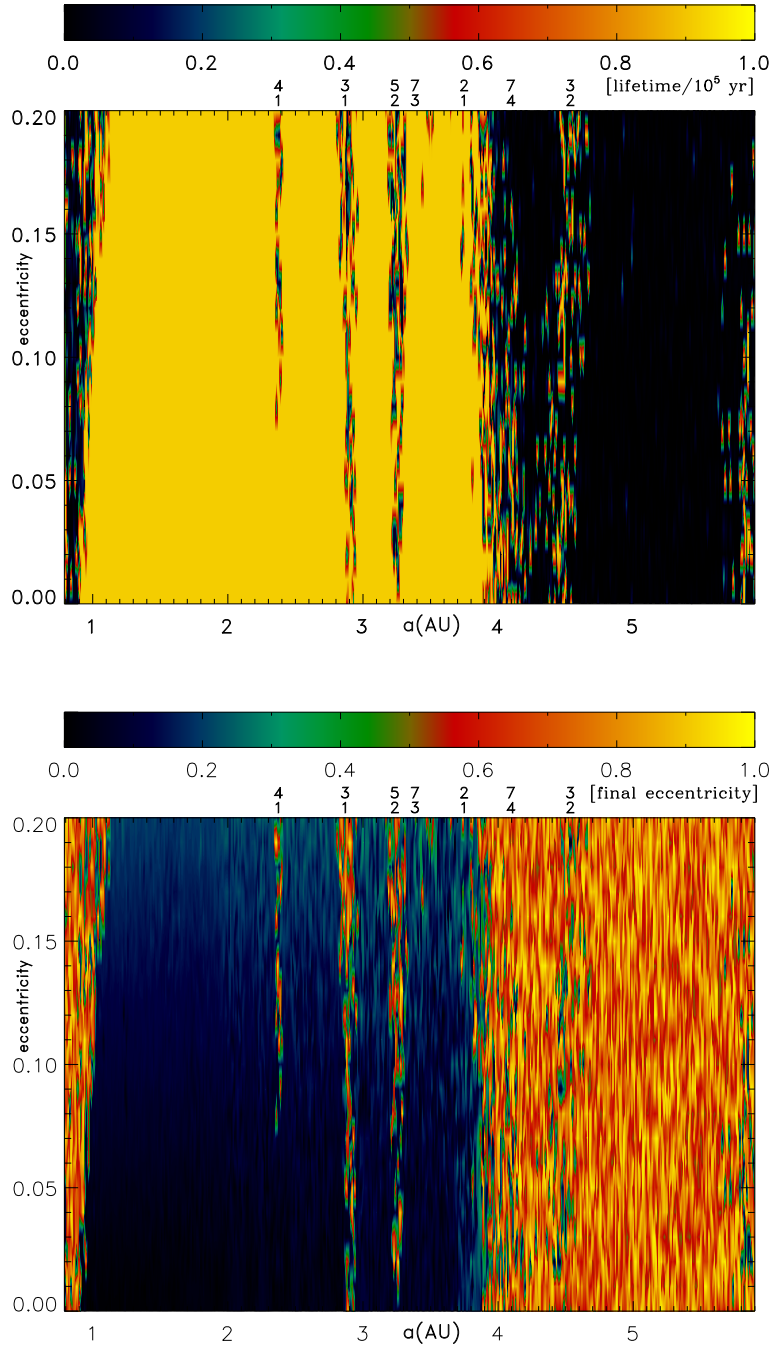


Fig. 4 *Upper*: Contour of the surviving time for Earth-like planets for the integration of 10^5 yr. *Lower*: Status of their final eccentricities. Horizontal and vertical axes are the initial a and e . Stable zones for the Earth-like planets in the region between 1.0 and 2.3 AU with final low eccentricities of $e < 0.10$. Unstable islands, e.g., 3:1 and 5:2 MMRs, have separated the region of $2.4 \text{ AU} < a < 3.8 \text{ AU}$. Strongly chaos happen for the low-mass bodies initially distributed in $3.9 \text{ AU} < a < 5.9 \text{ AU}$, and their eccentricities can be quickly pumped up to a high value ~ 0.9 .