

Error-Correcting Tournaments

Alina Beygelzimer

*IBM Thomas J. Watson Research Center
Hawthorne, NY 10532, USA*

BEYGEL@US.IBM.COM

John Langford

*Yahoo! Research
New York, NY 10018, USA*

JL@YAHOO-INC.COM

Pradeep Ravikumar

*University of California, Berkeley
Berkeley, CA 94720, USA*

PRADEEPR@STAT.BERKELEY.EDU

Editor:

Abstract

We present a family of pairwise tournaments reducing k -class classification to binary classification. These reductions are provably robust against a constant fraction of binary errors. The results improve on the PECOC construction (15) with an exponential improvement in computation, from $O(k)$ to $O(\log_2 k)$, and the removal of a square root in the regret dependence, matching the best possible computation and regret up to a constant.

1. Introduction

We consider the classical problem of multiclass classification, where given an observation vector x we want to predict the most likely label $y \in \{1, \dots, k\}$, according to some unknown underlying probability distribution.

There are two general approaches to multiclass classification: The first is to design a new learning algorithm, typically by extending algorithms for binary prediction. This approach may be undesirable because some algorithms cannot be easily modified to handle different learning problems. As one example, the first stated (and still commonly used) versions of a multiclass support vector machine are inconsistent—they may not converge to the best possible multiclass predictor no matter how many examples are used. (See (17) for a fix.) Another difficulty with this approach is that it must be repeated for every new learning algorithm—the lessons learned in creating a multiclass support vector machine, for example, may not easily apply to other supervised learning algorithms.

The second approach is to reduce multiclass learning to binary learning. The most commonly applied such reduction is one-against-all, which creates a binary classification problem for each of the k classes. The classifier for class i is trained to predict whether the label is i or not, and predictions are done by evaluating each binary classifier and randomizing over those which predict “yes,” or randomly if all answers are “no”. The simple one-against-all turns out to also be inconsistent (15), but optimizing squared loss instead of 0-1 loss easily fixes the problem. An advantage of the reduction approach is that it is composable with any learning algorithm, including online algorithms, Bayesian algorithms, algorithms for adversarial situations, and even humans.

This paper is about an improvement in the reduction approach to solving multiclass classification. In this setting, results are typically stated in terms of regret. Informally, regret is the difference in loss between a predictor and the best possible predictor on the same problem. Regret analysis is more refined than error analysis, as it provides interesting statements even on fundamentally noisy problems.

The probabilistic error correcting output code approach (PECOC) (15) reduces k -class classification to $O(k)$ binary regressors on the interval $[0, 1]$, creating $O(k)$ examples per multiclass example at both training and test time, with a test time computation of $O(k^2)$. When the support of the conditional distribution over

the labels is constant, this complexity can be reduced to $O(\log k)$ examples per multiclass example and $O(k \log k)$ computation per example (14). In either case, the best known algorithm has regret analysis

$$r_{\text{multiclass}} \leq 4\sqrt{r_{\text{binary}}}$$

where r_{binary} is the average squared loss regret of the binary regressor and $r_{\text{multiclass}}$ is the resulting multiclass regret. This leads to several questions:

1. Is there a reduction from multiclass to binary classification which does not have a square root dependence (19)? Since all regrets are less than 1, the square root dependence is undesirable. For example, an average binary regret of just 0.01 may imply a multiclass regret of 0.4.
2. Is there a reduction from k -class to binary classification which requires just $O(\log k)$ computation, matching the information theoretic lower bound? A trivial answer is “yes” using a divide and conquer approach on a binary tree where a node predicts “Is the label in this subset or that subset?” However, this approach is inconsistent (see section 3), and hence invalid for our notion of a learning reduction.
3. Can the above be achieved with a reduction that only performs pairwise comparisons between classes? One fear associated with the PECOC approach is that it creates binary problems of the form “What is the probability that the label is in a random subset of labels?” which are hard to solve. Although this fear is overstated in some cases (10; 14), and is addressed by regret analysis, it is still of some concern, especially with larger values of k .

The error correcting tournament algorithm presented here answers all of these questions in the affirmative. It provides an exponentially faster (in k for $k < 2^{62}$) method for multiclass prediction with a regret bound

$$r_{\text{multiclass}} \leq 5.5r_{\text{binary}},$$

where r_{binary} is the average regret of the binary classifiers and every binary classifier logically compares two distinct class labels. When designed to correct $\frac{k}{2}$ errors, the resulting algorithm requires $O(k)$ computation and satisfies the following guarantee:

$$r_{\text{multiclass}} \leq 4r_{\text{binary}}.$$

This result is directly comparable to the PECOC result since the Probing reduction (16) bounds the squared loss regret by the average regret of a binary classifier.

The result is based on several basic observations: We can construct a binary tree over the set of labels, where each internal node predicts the left-right decision leading to a multiclass prediction at the root. As proved in section 3, it is *not* consistent for the prediction problem at internal nodes to be: “Is the correct multiclass label to the left or right?” Instead, if an internal node fails to predict the label, which may be unavoidable due to a noisy conditional distribution over the label y given x , nodes between it and the root should have no preference for class label prediction. Utilizing this observation, we construct a reduction, the Filter Tree, with the property that it uses $O(\log_2 k)$ binary examples and $O(\log_2 k)$ computation at training and test time with a multiclass regret bounded by $\log_2 k$ times the average binary regret.

The decision of a Filter Tree, viewed in a bottom-up fashion, can be thought of as a single elimination tournament between a set of k players. Using c independent single elimination tournaments is useless as it increases the adversary’s power by a factor of c , since we measure the strength of our reduction against the *average* regret of an adversary controlling the binary classifiers. Somewhat surprisingly, it turns out to be possible to have $c = \log_2 k$ complete single elimination tournaments between k players in $O(\log_2 k)$ rounds with no player playing twice in the same round (7). All Error Correcting Tournaments first pair labels in consecutive interfering single elimination tournaments followed by a final carefully weighted single elimination tournament which makes a decision amongst the $\log_2 k$ winners of the first phase. Just as for the Filter Tree, test time evaluation can occur starting at the root and proceeding to a multiclass label with $O(\log_2 k)$ computation.

This construction is also useful for the problem of robust search, yielding the first algorithm which allows the adversary to err a constant fraction of the time in the “full lie” setting (18) where a comparator can missort any comparison. Previous work either applied to the “half lie” case where a comparator can fail to sort but can not actively missort (7; 21) or to a “full lie” setting where an adversary has a fixed known bound on the number of lies (18) or a fixed budget on the fraction of errors so far (6; 4). Indeed, it might even appear impossible to have an algorithm robust to a constant fraction of full lie errors since an error can always be reserved for the last comparison. By repeating the last comparison $O(\log_2 k)$ times we can defeat this strategy.

The result here is also useful for the actual problem of tournament construction in games with real players. Our analysis relies on much weaker assumptions than *iid* errors (9) with known noise distributions (2) or known outcome distributions given player skills (13). Consequently, the tournaments we construct are robust against severe bias such as from a biased referee or some forms bribery and collusion. Furthermore, the tournaments we construct are shallow, requiring fewer rounds of play than bracketed k -elimination tournaments, which do not satisfy the reduction guarantee provided here. In an m -elimination bracket tournament, bracket i is a single-elimination tournament on all players except the winners of brackets $1, \dots, i-1$. After the bracket winners are determined, the player winning the last bracket m plays the winner of bracket $m-1$ repeatedly until one player has suffered m losses (they start with $m-1$ and $m-2$ losses respectively). The winner moves on to pair against the winner of bracket $m-2$, and the process continues until only one player remains. This method does not scale well to large m , as the final elimination phase takes $\sum_{i=1}^m i-1 = O(m^2)$ rounds. Even for $n = 8$ and $k = 3$, our constructions have smaller maximum depth than bracketed 3-elimination.

Paper overview Section 2 provides a precise description of the learning problems and language primitives used throughout the draft. Section 3 gives a proof that the simple divide-and-conquer tree approach is inconsistent, motivating the Filter Tree described in section 4.1 (including a variant for solving cost sensitive multiclass problems). Section 4.2 proves that these algorithms have the best possible computational dependence and gives two upper bounds on the regret of the Filter Tree, one implying that the Filter Tree has a multiclass regret bound of $\log_2 k$ times the average binary regret, and one showing that the cost sensitive regret is at most $\frac{k}{2}$ times the binary regret. Subsection 4.4 concludes with some experimental evidence that the Filter Tree is indeed a practical approach for multiclass classification.

Section 5 presents the error correcting tournament family of algorithms parametrized by an integer $m \geq 1$ which controls the tradeoff between maximizing robustness (m large) and minimizing depth (m small). Setting $m = 1$ gives the Filter Tree while $m = 4 \ln k$ gives a regret ratio of 5.5 with $O(\ln k)$ depth. Setting $m = ck$ gives regret ratio of $3 + O(1/c)$ with depth $O(k)$. The results here provide a nearly free generalization of earlier work (7) in the robust search setting, to a more powerful adversary that can missort as well as fail to sort.

Section 6 gives an algorithm independent lower bound of 2 on the regret ratio for large k . When the number of calls to a binary classifier is independent (or nearly independent) of the label predicted, we strengthen this lower bound to 3 for large k .

2. Definitions

Throughout the paper, T is a tree and n is a node in the tree. Every node n also specifies a subtree T_n rooted at that node. The set of leaves of any (sub)tree T is denoted $\Gamma(T)$.

We work with the following three types of learning problems:

A k -class classification problem is defined by a distribution D over $X \times Y$, where X is some observable feature space and $Y = \{1, \dots, k\}$ is the label space. The goal is to find a classifier $h : X \rightarrow Y$ minimizing the classification loss on D given by

$$e_{01}(h, D) = \Pr_{(x,y) \sim D}[h(x) \neq y].$$

Binary classification corresponds to the $k = 2$ case. The classification regret of h on P is defined as

$$r_{01}(h, D) = e_{01}(h, D) - \min_{h^*} e_{01}(h^*, D).$$

The motivation for regret analysis is to separate avoidable loss from loss inherent to the problem, so that bounds apply nontrivially for problems with large noise rates.

A *cost-sensitive* k -class classification problem is defined by a distribution D over $X \times [0, 1]^k$. The goal is to find a classifier $h : X \rightarrow \{1, \dots, k\}$ minimizing the expected cost $e_{cs}(h, D) = E_{(x, \vec{c}) \sim D} [c_{h(x)}]$. Here $\vec{c} \in [0, 1]^k$ gives the cost of each of the k choices for x . As in the multiclass case (which is a special case), the regret of h on D is defined as $r_{cs}(h, D) = e_{cs}(h, D) - \min_{h^*} e_{cs}(h^*, D)$.

Importance-weighted binary classification is binary classification where each example has an associated weight specifying how important it is to predict its label correctly. Formally, the problem is defined by a distribution D on $X \times \{0, 1\} \times [0, \infty)$ and loss function

$$E_{(x, y, w) \sim D} [wI(b(x) \neq y)],$$

where $I(\cdot)$ is 1 when the argument is true and 0 otherwise.

3. Inconsistency of Divide and Conquer Trees

One standard approach for solving multiclass classification with a binary classifier learner is to split the set of labels in half, learn a binary classifier to distinguish between the subsets, repeating recursively until each subset contains one label. Multiclass predictions are made by descent from root to leaf.

The following theorem shows that there exist multiclass problems such that if we have an optimal binary classifier for the induced distribution $\text{Tree}(D)$ at each node, the reduction does not yield an optimal multiclass predictor. The proof is constructive, and the intuition closely follows the similar theorem for error correcting output codes (15). For the theorem statement, we specify the induced multiclass classifier for any binary classifier b as $\text{Tree}(b, \cdot)$.

Theorem 1 *For all $k \geq 3$, for all binary trees over the labels, there exists a multiclass distribution D such that*

$$r(\text{Tree}(b^*, \cdot), D) > 0$$

for any $b^* = \arg \min_b e(b, \text{Tree}(D))$.

Proof: Find a node with one subset corresponding to two labels and the other subset corresponding to a single label. (If the tree is perfectly balanced, simply let D assign probability 0 to one of the labels.) Since we can freely rename labels without changing the underlying problem, let the first two labels be 1 and 2, and the third label be 3.

We choose a distribution D with the property that labels 1 and 2 have a slightly larger than $1/4$ chance of being drawn given x :

$$D(y = 1 \mid x) = D(y = 2 \mid x) = 1/4 + 1/100,$$

while label 3 has a probability slightly less than $1/2$:

$$D(y = 3 \mid x) = 1/2 - 2/100.$$

Under this distribution, the fraction of examples for which label 1 or 2 is correct is $1/2 + 2/100$, so any minimum error rate binary predictor must choose either label 1 or label 2. Each of these choices has an error rate of $3/4 - 1/100$. The optimal multiclass predictor chooses label 3 and suffers an error rate of $1/2 + 2/100$, implying that the regret of the tree classifier based on an optimal binary classifier is $1/4 - 3/100 > 0$. ■

4. The Filter Tree

We first describe our Filter Tree algorithm, analyze it both computationally and via regret analysis, then conduct experiments comparing the Filter Tree to other plausible approaches.

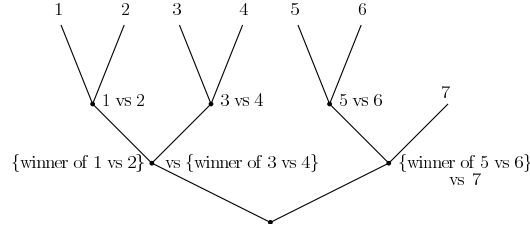


Figure 1: Filter Tree. Each node predicts whether the left or the right input label is more likely, conditioned on a given $x \in X$. The final output node predicts the best label for x .

Algorithm 1 Filter-Train (multiclass training set S , binary learner Learn)

Fix a binary tree T over the choices

for each internal node n in order from leaves to root **do**

 Set $S_n = \emptyset$

for each $(x, y) \in S$ such that $y \in \Gamma(T_n)$ and all nodes n' on the path $n \rightsquigarrow y$ predict $y_{n'}$ given x **do**
 add (x, y_n) to S_n

end

 Let $c_n = \text{Learn}(S_n)$

end

return $c = \{c_n\}$

4.1 The Filter Tree Algorithm

The Filter Tree algorithm is illustrated by Figure 1 where the notation y_n is the bit specifying whether the label y is in the right subtree of n or not. In a nutshell, the algorithm is a “bottom-up” tree algorithm equivalent to a single-elimination tournament on the set of labels structured as a binary tree over the labels.

In the first round, the labels are paired according to the lowest level of the tree, and a classifier is trained for each pair to predict which of the two labels is correct. (The labels that don’t have a pair in a given round, win that round for free.) The winning labels from the first round are in turn paired in the second round, and a classifier is trained to predict whether the winner of one pair is more likely than the winner of the other. The process of training classifiers to predict the best of a pair of winners from the previous round is repeated until the root classifier is trained.

The key trick in the training stage (Algorithm 1) is to form the right training set at any interior node to distinguish between the two labels input to it. Each training example for node n is formed *conditioned* on the predictions of classifiers in the round before it. Thus the learned classifiers from the first level of the tree are used to “filter” the distribution over examples reaching the second level of the tree. This process repeats until the root node is reached.

An intuition for why this is correct is the following: for any observation x , the optimal decision at any internal node is to choose the label according to the true conditional probability of the two labels the internal node decides between. This can be done by using the outputs of classifiers in the round before it as a filter during the training process: For each observation, we set the label to 0 if the left parent’s output matches the multiclass label, 1 if the right parent’s output matches, and reject the example otherwise.

The testing algorithm 3 is very simple. Starting at the root, we predict which branch has the best label, and recurse until a leaf is reached, determining the multiclass prediction.

Algorithm 2 extends this idea to the cost-sensitive multiclass case where each choice has a different cost associated with it. The training algorithm relies upon an importance weighted binary learning algorithm, which takes examples of the form (x, y, w) , where x is a feature vector used for prediction, y is a binary label, and w is a positive real-valued importance. (The examples are formed in line 2(a)(iii) of Algorithm 2.)

Algorithm 2 The cost sensitive Filter Tree training algorithm

CS-Filter-Train (cost-sensitive training set S , importance-weighted binary learner Learn)

1. Fix a binary tree T over the labels.
 2. For each internal node n in the order from leaves to roots:
 - (a) For each example $(x, c_1, \dots, c_k) \in S$
 - i. $S_n = \emptyset$
 - ii. Let a and b be the two classes input to n (for internal nodes, these are the predictions of the left and the right subtrees on input x).
 - iii. $S_n \leftarrow S_n \cup \{(x, \arg \min\{c_a, c_b\}, |c_a - c_b|)\}$
 - (b) Let $\text{predict}_n = \text{Learn}(S_n)$
 3. return $\{\text{predict}_n\}$
-

Algorithm 3 The Filter Tree testing algorithm

Filter-Test (classifiers $\{\text{predict}_n\}$, test example $x \in X$) Output the label l such that every classifier on the path from leaf l to the root prefers l .

Importance-weighted binary classification can be further reduced to binary classification using the Costing reduction (22), which alters the underlying distribution using rejection sampling on the importance weights.

4.2 Filter Tree Analysis

Before doing the regret analysis, we note the computational characteristics of the Filter Tree. Since the Filter Tree is a reduction, we count the computational complexity in the reduction itself, which is akin to assuming that the oracle calls take unit time.

Observation 1 *Filter-Train requires $\Theta(\log_2 k)$ computation per cost sensitive example, matching the information theoretic lower bound.*

This lemma follows by noting that Filter-Train can be implemented by, for each example, searching for the correct leaf in $\Theta(\log_2 k)$ time, then filtering back toward the root. The lower bound holds since simply reading one of k labels requires $\log_2 k$ bits.

Lemma 2 *CS-Filter-Train requires $\Theta(k)$ computation per cost sensitive example, matching the information theoretic lower bound.*

This lemma follows by noting that there are $k - 1$ nodes, each of which requires constant computation per example. The lower bound holds as all methods must read the k costs.

The testing algorithm is the same for both multiclass and cost-sensitive variants.

Lemma 3 *Filter-Test requires $\Theta(\log_2 k)$ computation per example, matching the information theoretic lower bound.*

Descending a binary tree requires $\Theta(\log_2 k)$ computation, and any consistent method must write out labels of length $\log_2 k$ bits.

4.2.1 FILTER TREE REGRET

This section gives an analysis of CS-Filter-Train (of which Filter-Train is a special case) and Filter-Test. First, we define several concepts necessary to understand the theorem statement.

CS-Filter-Train transforms cost-sensitive multiclass examples into importance-weighted binary examples. This process implicitly transforms a distribution D over cost sensitive multiclass examples into a distribution over importance-weighted binary examples, denoted by $\text{FT}(D)$.

There are many induced problems, one for each call to the oracle `Learn`. To simplify the analysis, we use a standard transformation allowing us to consider only a single induced problem. We add the node index n as an additional feature into each importance weighted binary example, and then train based upon the union of all the training sets. The learning algorithm produces a single binary classifier $\text{predict}(x, n)$ for which we can redefine $\text{predict}_n(x)$ as $\text{predict}(x, n)$. Given this, we can define the induced distribution $\text{FT}(D)$ by the following process: (1) draw a cost-sensitive example (x, \vec{c}) from D , (2) pick a uniform random n amongst all created binary examples, (3) create an importance-weighted sample $((x, n), y, w)$ according to line 2(a)(iii), except with n added.

The theorem is quantified over all classifiers, and thus it holds for the classifier returned by the algorithm. In practice, one can either call the oracle multiple times to learn a separate classifier for each node (as we do in our experiments), or use iterative techniques for dealing with the fact that the classifiers are dependent on other classifiers closer to the leaves.

When reducing to importance-weighted classification, the theorem statement depends on importance weights. To remove the importances, we compose the reduction with the Costing reduction (22), which alters the underlying distribution using rejection sampling on the importance weights. This composition transforms $\text{FT}(D)$ into a distribution $D' = \text{Costing}(\text{FT}(D))$ over binary examples.

We use the folk theorem from (22) saying that for all binary classifiers b and all importance weighted binary distributions P , the importance weighted binary regret of b on P is upper bounded by $E_{(x,y,w) \sim P}[w]$ times the binary regret of b on the induced binary distribution $\text{Costing}(P)$.

The core theorem relates the regret of a binary classifier to the regret of the induced cost sensitive classifier.

Theorem 4 *For all binary classifiers b and all cost sensitive multiclass distributions D ,*

$$r_{cs}(\text{Filter-Test}(b, \cdot), D) \leq r_{01}(b, D') E_{(x, \vec{c}) \sim D} \sum_{n \in T} w_{n, x, \vec{c}}$$

where $D' = \text{Costing}(\text{FT}(D))$ and $w_{n, x, \vec{c}}$ is the importance weight given by line 2(a)(iii) in Algorithm 2.

Before proving the main theorem, we state the corollary for multiclass classification.

Corollary 5 *For all binary classifiers b and all multiclass distributions D on k labels, for all Filter Trees of depth d*

$$r_{01}(\text{Filter-Test}(b, \cdot), D) \leq d \cdot r_{01}(b, \text{FT}(D))$$

The proof of the corollary given the theorem is simple since for any (x, y) , the induced (x, \vec{c}) has at most one node per level with induced importance weight 1; all other importance weights are 0. Therefore, $\sum_n w_{n, x, \vec{c}} \leq d$.

Theorem 6 provides an alternative bound for cost-sensitive classification. It is the first known bound giving a worst-case dependence of less than k .

Theorem 6 *For all binary classifiers b and all cost-sensitive k -class distributions D ,*

$$r_{cs}(\text{Filter-Test}(b, \cdot), D) \leq \frac{k}{2} r(b, D'),$$

where $D' = \text{Costing}(\text{FT}(D))$.

A simple example in the full version shows that this bound is asymptotically tight.

The remainder of this section proves Theorems 4 and 6.

Proof: (Proof of Theorem 4) It is sufficient to prove the claim for any $x \in X$ because that implies that the result holds for all expectations over x .

Conditioned on the value of x , each label y has a distribution over costs c_y with an expected value $E_{\tilde{c} \sim D|x}[c_y]$. The zero regret cost sensitive classifier predicts according to $\arg \min_y E_{\tilde{c} \sim D|x}[c_y]$. Suppose that $\text{Filter-Test}(b, x) = y'$, inducing cost sensitive regret

$$r_{cs}(y', D|x) = E_{\tilde{c} \sim D|x}[c_{y'}] - \min_y E_{\tilde{c} \sim D|x}[c_y].$$

The proof of the theorem is done in two steps: First, we show that the sum over the binary problems of the importance weighted regret is at least $r_{cs}(y', D|x)$. Then we apply the costing analysis from importance weighted binary classification to binary classification.

For the first step we use induction, starting at the leaves. The induction hypothesis is that the sum of the regrets of importance-weighted binary classifiers in any subtree bounds the regret of the subtree output.

For node n , each importance weighted binary decision between class a and class b has an importance weighted regret which is either 0 or

$$r_n = |E_{\tilde{c} \sim D|x}[c_a - c_b]| = |E_{\tilde{c} \sim D|x}[c_a] - E_{\tilde{c} \sim D|x}[c_b]|,$$

depending on whether the prediction is correct or not.

Assume without loss of generality that the predictor outputs class b . The regret of the subtree T_n rooted at n is given by

$$r_{T_n} = E_{\tilde{c} \sim D|x}[c_b] - \min_{y \in \Gamma(T_n)} E_{\tilde{c} \sim D|x}[c_y],$$

where $\Gamma(T_n)$ denotes the set of leaves in T_n .

As a base case, the inductive hypothesis is trivially satisfied for trees with one label. Inductively, assume that

$$\sum_{n' \in L} r_{n'} \geq r_L, \quad \sum_{n' \in R} r_{n'} \geq r_R$$

for the left subtree L of n (providing a) and the right subtree R (providing b).

There are two possibilities. Either the minimizer comes from the leaves of L or the leaves of R . The second possibility is easy since we have

$$\begin{aligned} r_{T_n} &= E_{\tilde{c} \sim D|x}[c_b] - \min_{y \in \Gamma(R)} E_{\tilde{c} \sim D|x}[c_y] \\ &= r_R \leq \sum_{n' \in R} r_{n'} \leq \sum_{n' \in T_n} r_{n'}, \end{aligned}$$

which proves the induction.

For the first possibility, we have

$$\begin{aligned} r_{T_n} &= E_{\tilde{c} \sim D|x}[c_b] - \min_{y \in \Gamma(L)} E_{\tilde{c} \sim D|x}[c_y] \\ &= E_{\tilde{c} \sim D|x}[c_b] - E_{\tilde{c} \sim D|x}[c_a] + E_{\tilde{c} \sim D|x}[c_a] \\ &\quad - \min_{y \in \Gamma(L)} E_{\tilde{c} \sim D|x}[c_y] \\ &= E_{\tilde{c} \sim D|x}[c_b] - E_{\tilde{c} \sim D|x}[c_a] + r_L \\ &\leq r_n + \sum_{n' \in L} r_{n'} \leq \sum_{n' \in T_n} r_{n'}, \end{aligned}$$

which completes the induction. The inductive hypothesis for the root is that $r_{cs}(y', D|x) \leq \sum_{n \in T} r_n$, implying

$$r_{cs}(y', D|x) \leq \sum_{n \in T} r_n = (k-1) \cdot r_i(b, \text{FT}(D)),$$

where r_i is the importance weighted binary regret on the induced problem. (Recall that $(k-1)$ is the number of nodes in the Filter Tree.)

It remains to reduce from importance weighted binary classification to binary classification. Using the folk theorem from (22), we have

$$r_i(b, \text{FT}(D)) = r_{01}(b, D') E_{(x,y,w) \sim D}[w].$$

The expected importance is

$$\frac{1}{k-1} E_{(x,\vec{c}) \sim D} \sum_{n \in T} i_{n,x,\vec{c}}.$$

Plugging this in, we get the theorem. ■

The proof of Theorem 6 makes use of the following inequality. Consider a Filter Tree T evaluated on a cost-sensitive multiclass instance with cost vector $c \in [0, 1]^k$. Let S_T be the sum of importances over all nodes in T , and I_T be the sum of importances over the nodes where the class with the larger cost was selected for the next round. Let c_T denote the cost of the winner chosen by T .

Lemma 7 *For any Filter Tree T on k labels, $S_T + c_T \leq I_T + \frac{k}{2}$.*

Proof: The inequality follows by induction, the result being clear when $k = 2$. Assume that the claim holds for the two subtrees, L and R , providing their respective inputs l and r to the root of T , and T outputs r without loss of generality. Using the inductive hypotheses for L and R , we get $S_T + c_T = S_L + S_R + |c_r - c_l| + c_r \leq I_L + I_R + \frac{k}{2} - c_l + |c_r - c_l|$. If $c_r \geq c_l$, we have $I_T = I_L + I_R + (c_r - c_l)$, and $S_T + c_T \leq I_T + \frac{k}{2} - c_l \leq I_T + \frac{k}{2}$, as desired. If $c_r < c_l$, we have $I_T = I_L + I_R$ and $S_T + c_T \leq I_T + \frac{k}{2} - c_r \leq I_T + \frac{k}{2}$, completing the proof. ■

Proof: (Theorem 6) We will fix $(x, \vec{c}) \in X \times [0, 1]^k$ and take the expectation over the draw of (x, \vec{c}) from D as the last step.

Consider a Filter Tree T evaluated on (x, \vec{c}) using a given binary classifier b . As before, let S_T be the sum of importances over all nodes in T , and I_T be the sum of importances over the nodes where b made a mistake. Recall that the regret of T on (x, \vec{c}) , denoted in the proof by reg_T , is the difference between the cost of the tree's output and the smallest cost c^* . The importance-weighted binary regret of b on (x, \vec{c}) is simply I_T/S_T . Since the expected importance is upper bounded by 1, I_T/S_T also bounds the binary regret of b .

The inequality we need to prove is $\text{reg}_T S_T \leq \frac{k}{2} I_T$. The proof is by induction on k , the result being trivial if $k = 2$. Assume that the assertion holds for the two subtrees, L and R , providing their respective inputs l and r to the root of T . (The number of classes in L and R can be taken to be even, by splitting the odd class into two classes with the same cost as the split class, which has no effect on the quantities in the theorem statement.)

Let the best cost c^* be in the left subtree L .

Suppose first that T chooses r and $c_r > c_l$. Let $w = c_r - c_l$. We have $\text{reg}_L = c_l - c^*$ and $\text{reg}_T = c_r - c^* = \text{reg}_L + w$. The left hand side of the inequality is thus

$$\begin{aligned}
\text{reg}_T S_T &= (\text{reg}_L + w)(S_R + S_L + w) \\
&= w(\text{reg}_L + S_R + S_L + w) + \text{reg}_L(S_L + S_R) \\
&\leq w \left(\text{reg}_L + I_R + I_L - c_r - c_l + w + \frac{k}{2} \right) \\
&\quad + \text{reg}_L \left(I_R + I_L - c_l - c_r + \frac{k}{2} \right) \\
&\leq \frac{k}{2}w + I_R(w + \text{reg}_L) + I_L(w + \text{reg}_L) \\
&\quad + \text{reg}_L \left(\frac{k}{2} - c_r - c_l \right) \\
&\leq \frac{k}{2}w + I_R(w + \text{reg}_L) + I_L \left(w + \text{reg}_L + \frac{k}{2} - c_r - c_l \right) \\
&\leq \frac{k}{2}w + I_R(w + \text{reg}_L) + \frac{k}{2}I_L \leq \frac{k}{2}(w + I_R + I_L) = \frac{k}{2}I_T.
\end{aligned}$$

The first inequality follows from lemma 7. The second and fourth follow from $w(\text{reg}_L - c_l - c_r + w) \leq 0$. The third follows from $\text{reg}_L \leq I_L$. The fifth follows from $\text{reg}_T \leq \frac{k}{2}$ for $k \geq 2$.

The proofs for the remaining three cases ($c_T = c_l < c_r$, $c_T = c_l > c_r$, and $c_l > c_r = c_T$) use the same machinery as the proof above.

Case 2: T outputs l , and $c_l < c_r$. In this case $\text{reg}_T = \text{reg}_L = c_l - c^*$. The left hand side can be rewritten as

$$\begin{aligned}
\text{reg}_T S_T &= \text{reg}_L(S_R + S_L + c_r - c_l) \\
&= \text{reg}_L S_L + \text{reg}_L(S_R + c_r - c_l) \\
&\leq \text{reg}_L \left(I_L + I_R - 2c_l + \frac{k}{2} \right) \\
&\leq I_R + \text{reg}_L \left(I_L - 2c_l + \frac{k}{2} \right) \\
&\leq I_R + I_L \left(\text{reg}_L - 2c_l + \frac{k}{2} \right) \\
&\leq I_R + \frac{k}{2}I_L \\
&\leq \frac{k}{2}I_T
\end{aligned}$$

The first inequality from the lemma, the second from $\text{reg}_L \leq 1$, the third from $\text{reg}_L \leq I_L$, the fourth from $-c_L - c^* < 0$, and the fifth because $I_T = I_L + I_R$.

Case 3: T outputs l , and $c_l > c_r$. We have $\text{reg}_T = \text{reg}_L = c_l - c^*$. The left hand side can be written as

$$\begin{aligned}
\text{reg}_T S_T &= \text{reg}_L(S_R + S_L + c_l - c_r) \\
&\leq \frac{|L|}{2}I_L + \text{reg}_L \left(I_R + \frac{k - |L|}{2} - c_r + c_l - c_r \right) \\
&\leq \frac{k}{2}I_L + I_R + (c_l - 2c_r) \\
&\leq \frac{k}{2}(I_L + I_R + (c_l - c_r)) = \frac{k}{2}I_T,
\end{aligned}$$

The first inequality follows from the inductive hypothesis and the lemma, the second from $\text{reg}_L < 1$ and $\text{reg}_L < I_L$, and the third from $c_r > 0$ and $k/2 > 1$.

Case 4: T outputs r , and $c_l > c_r$. Let $w = c_l - c_r$. We have $\text{reg}_T = c_r - c^* = \text{reg}_L - w$. The left hand side can be written as

$$\begin{aligned}
 \text{reg}_T S_T &= (\text{reg}_L - w)(S_R + S_L + w) \\
 &= \text{reg}_L S_L - w S_L + (\text{reg}_L - w)(S_R + w) \\
 &\leq \frac{|L|}{2} I_L - w \left(I_L + \frac{|L|}{2} - c_l \right) \\
 &\quad + (\text{reg}_L - w) \left(I_R + c_l - 2c_r + \frac{k - |L|}{2} \right) \\
 &\leq \frac{|L|}{2} I_L - w \left(I_L + \frac{|L|}{2} - c_l \right) + (I_L - w) \frac{k - |L|}{2} \\
 &\quad + (\text{reg}_L - w) (I_R + c_l - 2c_r) \\
 &\leq \frac{k}{2} (I_L + I_R) - w \frac{k}{2} - w (I_L - c_l) \\
 &\quad + (\text{reg}_L - w) (c_l - 2c_r).
 \end{aligned}$$

The first inequality follows from the inductive hypothesis and the lemma, the second from $\text{reg}_L \leq I_L$, and the third from $\text{reg}_L \leq \frac{k}{2}$.

The last three terms are upper bounded by

$$\begin{aligned}
 &-w - w \text{reg}_L + w c_l + \text{reg}_L c_l - 2c_r \text{reg}_L - w c_l + 2w c_r \\
 &\leq -w - \text{reg}_L (c_r + c_l) + \text{reg}_L c_l + 2w c_r \\
 &\leq -w - (c_l - c^*) c_r + w c_r + (c_l - c_r) c_r \leq 0,
 \end{aligned}$$

and thus can be ignored, yielding $\text{reg}_T S_T \leq \frac{k}{2} (I_L + I_R) = \frac{k}{2} I_T$, which completes the proof.

Taking the expectation over (x, \vec{c}) completes the proof. ■

4.3 Lower Bound

The following simple example shows that the theorem is essentially tight in the worst case.

Let k be a power of two, and let every label have cost 0 if it is even, and 1 otherwise. The tree structure is a complete binary tree of depth $\log k$ with the nodes being paired in the order of their labels. Suppose that all pairwise classifications are correct, except for class k wins all its $\log k$ games leading to cost-sensitive multiclass regret 1. If T is the resulting filter tree, we have $\text{reg}_T = 1$, $S_T = \frac{k}{2} + \log k - 1$, and $I_T = \log k$, leading to the regret ratio of

$$\frac{\text{reg}_T S_T}{I_T} \leq \frac{k/2 + \log k - 1}{\log k} = \Omega\left(\frac{k}{2 \log k}\right),$$

almost matching the theorem's bound of $\frac{k}{2}$ the regret ratio.

4.4 Experimental Results

There is a variant of the Filter Tree algorithm, which has a significant difference in performance in practice. Every classification at any node n is essentially between two labels computed at test time, implying that we could simply learn one classifier for every pair of labels that could reach n at test time. (Note that a given pair of labels can be compared only at a single node, namely their least common ancestor in the tree.) The conditioning process and the tree structure gives us a better analysis than is achievable with the All-pairs

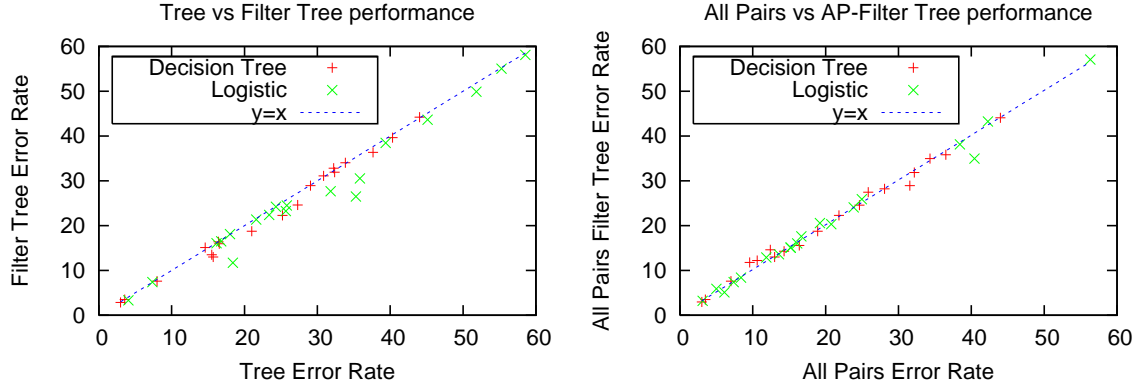


Figure 2: Error rates (in %) of Tree versus Filter-Tree (top) and All-Pairs versus All-Pairs Filter Tree (top) on several different datasets with a decision tree or logistic regression classifier.

| | J48 | | | | Logistic Regression | | | | Properties | |
|---------------|-------|--------------|--------------|--------------|---------------------|-------|--------------|--------------|------------|--------|
| Dataset | Tree | FT | AP | APFT | Tree | FT | AP | APFT | k | Size |
| arrhythmia | 37.64 | 36.37 | 34.32 | 34.97 | 55.27 | 55.04 | 40.44 | 34.97 | 13 | 452 |
| audiology | 32.37 | 31.93 | 28.08 | 28.21 | 31.83 | 27.69 | 24.98 | 25.90 | 24 | 226 |
| ecoli | 21.00 | 18.75 | 18.90 | 18.75 | 18.00 | 18.10 | 15.20 | 15.06 | 8 | 336 |
| flare | 16.42 | 16.38 | 16.38 | 15.57 | 16.17 | 16.07 | 16.09 | 16.03 | 7 | 1,388 |
| glass | 33.84 | 34.02 | 32.18 | 31.86 | 39.37 | 38.46 | 38.43 | 38.13 | 6 | 214 |
| isolet | 27.30 | 24.60 | 12.40 | 14.60 | 35.30 | 26.50 | 8.40 | 8.40 | 26 | 7,797 |
| kropt | 40.32 | 39.66 | 36.50 | 35.81 | 58.55 | 58.09 | 56.34 | 57.06 | 18 | 28,056 |
| letter | 16.53 | 15.96 | 9.58 | 11.77 | 51.84 | 49.89 | 16.66 | 17.62 | 25 | 20,000 |
| lymph | 25.22 | 22.28 | 21.83 | 22.28 | 24.32 | 24.20 | 23.86 | 24.07 | 4 | 148 |
| mfeat-zernike | 32.24 | 32.81 | 25.84 | 27.45 | 25.68 | 23.24 | 19.21 | 20.56 | 10 | 2000 |
| nursery | 3.55 | 3.49 | 3.49 | 3.49 | 7.36 | 7.41 | 7.39 | 7.39 | 5 | 12,960 |
| optdigits | 15.50 | 13.50 | 10.60 | 12.20 | 18.40 | 11.70 | 5.00 | 5.90 | 10 | 5,620 |
| page-blocks | 2.99 | 2.84 | 3.00 | 2.95 | 4.06 | 3.31 | 3.12 | 3.21 | 5 | 5473 |
| pendigits | 8.00 | 7.60 | 7.00 | 7.60 | 23.40 | 22.40 | 6.10 | 5.10 | 10 | 10,992 |
| satimage | 14.60 | 15.10 | 14.30 | 14.30 | 25.80 | 24.50 | 15.20 | 15.10 | 6 | 6,435 |
| soybean | 15.70 | 13.00 | 13.00 | 13.00 | 16.80 | 16.50 | 13.60 | 13.60 | 19 | 683 |
| vehicle | 30.86 | 31.11 | 31.57 | 28.93 | 21.60 | 21.37 | 20.78 | 20.31 | 4 | 846 |
| vowel | 29.06 | 28.92 | 24.64 | 24.57 | 35.85 | 30.53 | 11.85 | 12.90 | 11 | 990 |
| yeast | 44.04 | 44.21 | 43.99 | 44.06 | 45.13 | 43.66 | 42.28 | 43.26 | 10 | 1,484 |

Table 1: Test error rates (in %) using J48 and logistic regression as binary learners. AP and FT stand for All-Pairs and Filter Tree respectively. APFT is the All-Pairs variant of the Filter Tree.

approach (12). This variant uses more computation and requires more data but often maximizes performance when the form of the classifier is constrained.

We compared the performance of Filter Tree and its All-Pairs variant described above to the performance of All-Pairs and the Tree reduction, on a number of publicly available multiclass datasets (5). Some datasets came with a standard training/test split: *isolet* (isolated letter speech recognition), *optdigits* (optical handwritten digit recognition), *pendigits* (pen-based handwritten digit recognition), *satimage*, and *soybean*. For all other datasets, we reported the average result over 10 random splits, with 2/3 of the dataset used for training and 1/3 for testing. (The splits were the same for all methods.)

If computation is constrained and we can afford only $O(\log k)$ computation per multiclass prediction, the Filter Tree dominates the Tree reduction, as shown in Figure 2.

If computation is relatively unconstrained, All-Pairs and the All-Pairs Filter Tree are reasonable choices. The comparison in Figure 2 shows that the All-Pairs Filter Tree yields similar prediction performance while using only $O(k)$ computation instead of $O(k^2)$.

Test error rates using decision trees (J48) and logistic regression as binary classifier learners are reported in Table 1. We used Weka (20) implementation of both learners (with default parameters). The lowest error rate in each row is shown in bold (ignoring the difference, which in some cases is insignificant).

5. Error-Correcting Tournaments

In this section we first state and then analyze error correcting tournaments. As this section builds on the previous section, understanding the previous should be considered prerequisite for reading this section. For simplicity, we work with only the multiclass case. An extension for cost-sensitive multiclass problems is possible using the importance weighting techniques of the previous section.

5.1 Algorithm Description

An error-correcting tournament is one of a family of m -elimination tournaments where m is a natural number. An m -elimination tournament operates in two phases. The first phase consists of m single-elimination tournaments over the k labels where a label is paired against another label at most once per round. Consequently, only one of these single elimination tournaments has a simple binary tree structure—see for example Figure 3 for an $m = 3$ elimination tournament on $k = 8$ labels. There is substantial freedom in exactly how the pairings of the first phase are done—our bounds are dependent on the depth of any mechanism which pairs labels in m distinct single elimination tournaments. One such explicit mechanism is stated in (7). Note that once an (x, y) example has lost m times, it is eliminated and no longer influences training at the nodes closer to the root.

The second phase is a final elimination phase, where we select the winner from the m winners of the first phase. It consists of a redundant single-elimination tournament, where the degree of redundancy increases as the root is approached. To quantify the redundancy, let every subtree Q have a *charge* c_Q equal to the number of leaves under the subtree. First phase winners at the leaves of final elimination tournament have charge 1. For any internal node comparing subtree R to subtree L , the importance weight of a binary example is set to $\max\{c_R, c_L\}$. For reference, in tournament applications, an importance weight can be expressed by playing games repeatedly where the winner of R must beat the winner of L c_L times to advance, and vice versa.

One complication arises: what happens when the two labels compared are the same? In this case, the importance weight is set to 0, indicating there is no preference in the pairing amongst the two choices.

5.2 Error Correcting Tournament Analysis

We first analyze the computation and then the regret, as in the previous section. A key concept throughout this section is the importance depth, defined by

$$d = \max_{x,y} \sum_{(x,b,i) \in \text{CT}(x,y)} i$$

where $\text{CT}(x, y)$ is the set of binary examples produced by the reduction from multiclass example (x, y) . The importance depth d is the same as the circuit depth, except in the final elimination tournament where the importance weight of examples can be larger than 1. In Theorem 12 we prove a bound on the importance depth.

The computational bound per example is essentially just the importance depth.

Theorem 8 (Structural Depth Bound) *For any e -elimination tournament, the training and test computation is $O(e + \ln k)$ per example.*

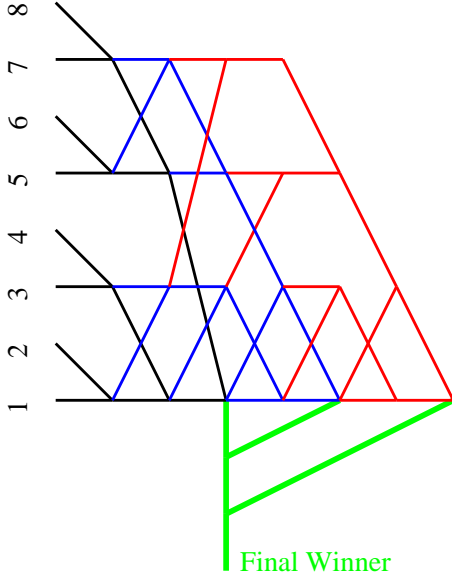


Figure 3: An example of a 3-elimination tournament on $n = 8$ players. There are 3 distinct single elimination tournaments in first phase—one in black, one in blue, and one in red. After that, a final elimination phase occurs over the $e = 3$ winners of the first phase. The final elimination tournament has an extra weighting on the nodes, detailed in the text.

Proof: The proof is by simplification of the importance depth bound (theorem 12), which bounds the sum of importance weights at all nodes in the circuit.

To see that the importance depth controls the computation, first note that the importance depth bounds the circuit depth since all importance weights are ≥ 1 . At training time, any one example is used at most once per circuit level starting at the leaves. At testing time, an unlabeled example can have its label determined by traversing the structure from root to leaf. ■

5.3 Regret analysis

Our regret theorem is the analogue of corollary 5 for error correcting tournaments. We use the one classifier trick detailed there and use $CT(b, \cdot)$ to represent the induced multiclass predictor and $CT(D)$ to denote the induced distribution over a binary classifier.

Theorem 9 (Main Theorem) *For all distributions D over k labels, all binary classifiers b , all m -elimination tournaments CT , the ratio $\frac{r_{01}(CT(b, \cdot), D)}{r_{01}(b, CT(D))}$ is upper bounded by*

1. For all $m \geq 2$ and $k > 2$,

$$2 + \frac{\lceil m \rceil_2}{m} + \frac{k}{2m}$$

where $\lceil m \rceil_2$ is the smallest power of two greater than or equal to m .

2. For all $k \leq 2^{62}$ and $m \leq 4 \log_2 k$,

$$4 + \frac{2 \ln k}{m} + 2\sqrt{\frac{\ln k}{m}}.$$

The first case shows that a regret ratio of 3 is achievable for very large m . The second case is the best bound for cases of common interest. For $m = 4 \ln k$ it gives a ratio of 5.5.

Proof: The proof holds for each input x , and hence in expectation over x .

For a fixed x , we can define the regret of any label y as $r_y = \max_{y' \in \{1, \dots, k\}} D(y'|x) - D(y|x)$.

Any node n compares two labels y, y' and has a regret r_n which is $|E_{y'' \sim D|x} I(y'' = y') - I(y'' = y)|$ when the most probable label is not predicted and 0 otherwise.

For any tree T , we define the regret of the tree as $r_T = \sum_{n \in T} r_n$.

The first part of the proof is by induction on the tree structure F of the final phase. The invariant for a subtree Q of F won by label q is

$$c_Q r_q \leq r_Q + \sum_{w \in \Gamma(Q)} r_{T_w},$$

where w is the winner of the first phase single-elimination tournament T_w .

When Q is a leaf w of F , we have $c_Q r_q = r_q \leq r_{T_i}$, where the inequality is from Corollary 5 noting that d times the average binary regret is the sum of binary regrets.

Assume inductively that the hypothesis holds at node n for the right subtree R and the left subtree L of Q with respective winners q and l :

$$c_R r_q \leq r_R + \sum_{w \in \Gamma(R)} r_{T_w}$$

and

$$c_L r_l \leq r_L + \sum_{w \in \Gamma(L)} r_{T_w}.$$

Now, a chain of inequalities holds, completing the induction.

$$\begin{aligned} r_Q + \sum_{w \in \Gamma(Q)} r_{T_w} &\geq c_L r_n + r_R + r_L + \sum_{w \in \Gamma(R)} r_{T_w} + \sum_{w \in \Gamma(L)} r_{T_w} \\ &\geq c_L r_n + c_R r_q + c_L r_l \geq c_Q r_q. \end{aligned}$$

Here the first inequality uses the fact that the adversary must pay at least $c_L r_n$ to make q win. The second inequality follows by the inductive hypothesis. The third inequality comes from $r_l + r_n \geq r_q$. To finish the proof,

$$\begin{aligned} mr_{01}(\text{CT}(b, \cdot), D|x) &= c_F r_f \leq r_F + \sum_{w \in \Gamma(F)} r_{T_w} \\ &\leq dr_{01}(b, \text{CT}(D|x)), \end{aligned}$$

where d is the maximum importance depth and the last quantity follows from the folk theorem in (22). Applying the importance depth theorem 12 and algebra complete the proof. ■

The depth bound follows from the following three lemmas.

Lemma 10 (First Phase Depth bound) *The importance depth of the first phase tournament is bounded by the minimum of*

- (1) $\lceil \log_2 k \rceil + m \lceil \log_2 (\lceil \log_2 k \rceil + 1) \rceil$
- (2) $1.5 \lceil \log_2 k \rceil + 3m + 1$
- (3) $\lceil \frac{k}{2} \rceil + 2m$
- (4) For $k \leq 2^{62}$ and $m \leq 4 \log_2 k$,

$$2(m-1) + \ln k + \sqrt{\ln k} \sqrt{\ln k + 4(m-1)}.$$

Proof: The depth of first phase is bounded by the classical problem of robust minimum finding with low depth. The first 3 terms hold because any such construction upper bounds the depth of an error correcting tournament, and one such construction has these bounds (7).

For the fourth case, we construct the depth bound by analyzing a continuous relaxation of the problem, similar to the style of (1). The relaxation allows the number of labels remaining in each single elimination tournament of the first phase to be broken into fractions. Relative to this version, the actual problem has two important discretizations:

1. When a single-elimination tournament has only 1 label remaining, it enters the next single elimination tournament. This can have the effect of *decreasing* the depth compared to the continuous relaxation.
2. When a single-elimination tournament has an odd number of labels remaining, the odd label does not play that round. Thus the number of players does not quite halve, potentially *increasing* the depth compared to the continuous relaxation.

In the continuous version, tournament i on round d has $\frac{\binom{d}{i-1}k}{2^d}$ labels, where the first tournament corresponds to $i = 1$. Consequently, the number of labels remaining in any of the tournaments is $\frac{k}{2^d} \sum_{i=1}^m \binom{d}{i-1}$. We can get an estimate of the depth by finding the value of d such that this number is 1.

This value of d can be found using the Chernoff bound. The probability that a coin with bias $1/2$ has $m-1$ or fewer heads in d coin flips is bounded by $m^{-2d(\frac{1}{2} - \frac{m-1}{d})^2}$, and the probability that this occurs in k attempts is bounded by k times that. Setting this value to 1, we get $\ln k = 2d(\frac{1}{2} - \frac{m-1}{d})^2$. Solving the equation for d , gives $d = 2(m-1) + \ln k + \sqrt{4(m-1)\ln k + (\ln k)^2}$. This last formula was verified computationally for $k < 2^{62}$ and $m < 4 \log_2 k$ by discretizing k into factors of 2 and running a simple program to keep track of the number of labels in each tournament at each level. For $k \in \{2^{l-1} + 1, 2^l\}$, we used a pessimistic value of $k = 2^{l-1} + 1$ in the above formula to compute the bound, and compared it to the output of the program for $k = 2^l$. ■

It is useful to have the notation $\lceil m \rceil_2$ for the smallest power of 2 larger than or equal to m .

Lemma 11 (Second Phase Depth Bound) *In any m -elimination tournament, the second phase has importance depth at most $\lceil m \rceil_2 - 1$ rounds for $m > 1$.*

Proof: When two labels are compared in round $i \geq 1$, the importance weight of their comparison is at most 2^{i-1} . Thus we have:

$$\sum_{i=1}^{\lceil \log_2 m \rceil - 1} 2^{i-1} + \lceil m \rceil_2 = \lceil m \rceil_2 - 1$$

■

Putting everything together gives the importance depth theorem.

Theorem 12 (Importance Depth Bound) *For all m -elimination tournaments, the importance depth is upper bounded by*

1. $\lceil \log_2 k \rceil + m \lceil \log_2 (\lceil \log_2 k \rceil + 1) \rceil + \lceil m \rceil_2$
2. $1.5 \lceil \log_2 k \rceil + 3m + \lceil m \rceil_2$
3. $\lceil \frac{k}{2} \rceil + 2m + \lceil m \rceil_2$
4. For $k \leq 2^{62}$ and $m \leq 4 \log_2 k$,

$$2m + \lceil m \rceil_2 + 2 \ln k + 2\sqrt{m \ln k}.$$

Proof: The proof uses Lemmas 10, and 11. For the $k \leq 2^{62}$, $m \leq 4 \log_2 k$ case, we bound $\sqrt{\ln k + 4(m-1)} \leq \sqrt{\ln k} + 2\sqrt{m}$ and eliminate subtractions in Lemma 11. For the general case, we simply add the depths of the first and second phases from Lemmas 10 and 11. ■

6. Lower Bound

All of our lower bounds hold for a somewhat more powerful adversary which is more natural in a game playing tournament setting. In particular, we disallow reductions which use importance weighting on examples, or equivalently, all importance weights are set to 1. Note that we can modify our upper bound to obey this constraint by transforming final elimination comparisons with importance weight i into $2i - 1$ repeated comparisons and use the majority vote. This modified construction has an importance depth which is at most m larger implying the ratio of the adversary and the reduction's regret increases by at most 1.

The first lower bound says that for any reduction algorithm B , there exists an adversary A with the average per-round regret r such that A can make B incur regret $2r$ even if B knows r in advance. Thus an adversary who corrupts half of all outcomes can force a maximally bad outcome.

Theorem 13 *For any deterministic reduction B to binary classification on $k > 2$ labels there exists a choice of D, b such that*

$$r_{01}(B(b, \cdot), D) \geq 2r_{01}(b, B(D)).$$

Proof: The adversary A picks any two labels i and j . All comparisons involving i but not j , are decided in favor of i . Similarly for j . The outcome of comparing i and j is determined by the parity of the number of comparisons between i and j in some fixed serialization of the algorithm. If the parity is odd, i wins; otherwise, j wins. The outcomes of all other comparisons are picked arbitrarily.

Suppose that the algorithm halts after some number of queries c between i and j . If neither i nor j wins, the adversary can simply assign probability $1/2$ to i and j . The adversary pays nothing while the algorithm suffers loss 1, yielding a regret ratio of ∞ .

Assume without loss of generality that i wins. The depth of the circuit is either c or at least $c + 1$, because each label can appear at most once in any round. If the depth is c , then since $k > 2$, some label is not involved in any query, and the adversary can set the probability of that label to 1 resulting in $\rho(B) = \infty$.

Otherwise, A can set the probability of label j to be 1 while all others have probability 0. The total regret of A is at most $\lfloor \frac{c+1}{2} \rfloor$, while the regret of the winning label is 1. Multiplying by the depth bound $c + 1$, gives a regret ratio of at least 2. ■

Note that the number of rounds in the above bound can depend on A . Next, we show that for any algorithm B taking the same number of rounds for any adversary, there exists an adversary A with a regret of roughly one third, such that A can make B incur the maximal loss, even if B knows the power of the adversary.

Lemma 14 *For any deterministic reduction B to binary classification with number of rounds independent of the query outcomes, there exists a choice of D, b such that*

$$r_{01}(B(b, \cdot), D) \geq (3 - \frac{2}{k})r_{01}(b, B(D)).$$

Proof: Let B take q rounds to determine the winner, for any set of query outcomes. We will design an adversary A with incurs regret $r = \frac{qk}{3k-2}$, such that A can make B incur the maximal loss of 1, even if B knows r .

The adversary's query answering strategy is to answer consistently with label 1 winning for the first $\frac{2(k-1)}{k}r$ rounds, breaking ties arbitrarily. The total number of queries that B can ask during this stage is at most $(k-1)r$ since each label can play at most once in every round, and each query occupies two labels. Thus the total amount of regret at this point is at most $(k-1)r$, and there must exist a label i other than label k with at most r losses. In the remaining $q - \frac{2(k-1)}{k}r = r$ rounds, A answers consistently with label i and all other skills being 0.

Now if B selects label 1, A can set $D(i|x) = 1$ with r/q average regret from the first stage. If B selects label i instead, A can choose that $D(1|x) = 1$. Since the number of queries between labels i and k in the second stage is at most r , the adversary can incur average regret at most r/q . If B chooses any other label to be the winner, the regret ratio is unbounded. ■

References

- [1] Jacob Abernethy, John Langford, Manfred K. Warmuth Continuous Experts and the Binning Algorithm COLT 2006.
- [2] M. Adler, P. Gemmell, M. Harchol-Balter, R. Karp, C. Kenyon. Selection in the Presence of Noise: The Design of Playoff Systems, *Proceedings of the Fifth Annual ACM-SIAM Symposium on Discrete Algorithms*, 564–573, 1994.
- [3] E. Allwein, R. Schapire, and Y. Singer. Reducing Multiclass to Binary: A unifying approach for margin classifiers, *Journal of Machine Learning Research*, 1: 113–141, 2000.
- [4] J. Aslam and A. Dhagat. Searching in the presence of linearly bounded errors, STOC 1991.
- [5] C. Blake and C. Merz, UCI Repository of machine learning databases.
- [6] R. Borgstrom, S. Rao Kosaraju. Comparison-base search in the presence of errors, STOC 1993.
- [7] P. Denejko, K. Diks, A. Pelc, M. Piotr’ow. Reliable Minimum Finding Comparator Networks, *Fundamenta Informaticae*, 42: 235–249, 2000.
- [8] T. Dietterich and G. Bakiri. Solving multiclass learning problems via error-correcting output codes, *Journal of Artificial Intelligence Research*, 2: 263–286, 1995.
- [9] U. Feige, D. Peleg, P. Raghavan and E. Upfal. Computing with unreliable information, *Symposium on Theory of Computing*, 128–137, 1990.
- [10] D. Foster and D. Hsu, <http://hunch.net/?p=468>.
- [11] V. Guruswami and A. Sahai. Multiclass Learning, Boosting, and Error Correcting Codes, COLT 1999.
- [12] T. Hastie and R. Tibshirani. Classification by Pairwise Coupling, NIPS 1997.
- [13] R. Herbrich, T. Minka, and T. Graepel. TrueSkill(TM): A Bayesian Skill Rating System, NIPS 2007.
- [14] D. Hsu, J. Langford, S. Kakade, and T. Zhang, Multi-Label Prediction via Compressed Sensing.
- [15] J. Langford and A. Beygelzimer. Sensitive Error Correcting Output Codes, COLT 2005.
- [16] J. Langford and B. Zadrozny, Estimating Class Membership Probabilities Using Classifier Learners AISTAT 2005.
- [17] Lee, Y., Lin, Y. and Wahba, G. ” Multicategory Support Vector Machines, Theory, and Application to the Classification of Microarray Data and Satellite Radiance Data ”, *J. Amer. Statist. Assoc*, 99, 465 (2004) 67-81.
- [18] B. Ravikumar, K. Ganesan, and K. B. Lakshmanan. On selecting the largest element in spite of erroneous information, *Lecture Notes in Computer Science*, 247: 88–99, 1987.
- [19] Bob Williamson, personal communication.
- [20] I. Witten and E. Frank. Data Mining: Practical machine learning tools with Java implementations, 2000: <http://www.cs.waikato.ac.nz/ml/weka/>.
- [21] A. C. Yao and F. F. Yao. On fault-tolerant networks for sorting. *SIAM Journal of Computing*, 14(1): 120–128, 1985.
- [22] B. Zadrozny, J. Langford, and N. Abe. Cost-sensitive learning by cost-proportionate example weighting, *ICDM* 2003.