

# Deterministic multivalued logic scheme for information processing and routing in the brain

Sergey M. Bezrukov <sup>(a)</sup> and Laszlo B. Kish <sup>(b,1)</sup>

<sup>(a)</sup> *Laboratory of Physical and Structural Biology, Program in Physical Biology, NICHD, National Institutes of Health, Bethesda, MD 20892, USA*

<sup>(b)</sup> *Department of Electrical and Computer Engineering, Texas A&M University, Mailstop 3128, College Station, TX 77843-3128, USA*

February 11, 2009. <http://arxiv.org/abs/0902.2033>

**Abstract.** Driven by analogies with state vectors of quantum informatics and noise-based logic, we propose a general scheme and elements of neural circuitry for processing and addressing information in the brain. Specifically, we consider random (e.g., Poissonian) trains of finite-duration spikes, and, using the idealized concepts of excitatory and inhibitory synapses, offer a procedure for generating  $2^N - 1$  orthogonal vectors out of  $N$  partially overlapping trains (“neuro-bits”). We then show that these vectors can be used to construct  $2^{2^N - 1} - 1$  different superpositions which represent the same number of logic values when carrying or routing information. In quantum informatics the above numbers are the same, however, the present logic scheme is more advantageous because it is deterministic in the sense that the presence of a vector in the spike train is detected by an appropriate coincidence circuit. For this reason it does not require time averaging or repeated measurements of the kind used in standard cross-correlation analysis or in quantum computing.

---

<sup>1</sup> Until 1999: L.B. Kiss

## 1. Introduction

Alexander Graham Bell patented the telephone invention on March 10, 1876 [1]. The first telephones were rented in pairs which could only talk with each other because they were connected by direct individual lines. However, only two years later, in 1878, one of the first commercial switchboards serving 21 telephones began operating in Boston, Massachusetts. From this moment in history, telephone signals started to be routed through a reduced number of lines thus drastically decreasing the costs of building and maintenance.

In the human body neuronal signals may also travel relatively long distances before they get to the right place in the nervous system [4]. How are they routed? Is every point on our skin connected to our brain by a separate line? Or does our nervous system use something analogous to the 1878 switchboard?

Here we offer a hypothetical scheme that allows this kind of routing and, equally importantly, it offers a multivalued deterministic logic framework for information processing and logic operations in the brain. Briefly, our idea is that the information and/or the addresses can be encoded in a superposition of orthogonal random trains or “basis vectors” of nerve spikes. We show that using idealized elements of nerve circuitry such as excitatory and inhibitory synapses, it is possible to generate  $2^N - 1$  basis vectors out of  $N$  initial partially overlapping random (e.g., Poissonian) trains. The transduction cable then consists of one line used for the given binary (on/off) superposition of basis vectors plus  $N$  parallel lines for the initial trains. It is easy to see that such a scheme reduces the total number of lines in comparison with the direct connection via individual lines by a factor of  $(2^N - 1)/N$ . For example, using 7 initial trains it is possible to

simultaneously communicate with 127 “customers” through 8 lines only, that is saving the number of parallel lines by more than an order of magnitude.

To detect the presence of a particular vector in the superposition, the receiving logic unit generates  $2^N - 1$  vectors identical to those in the transducing part and uses them in a set of coincidence circuits to identify the actual superposition and decide about the further processing or addressing. The coincidence circuits operate deterministically and do not require averaging of the kind used in cross-correlation analysis of neuronal signals [4] or repeated measurements, averaging, and extracting statistics inherent to quantum informatics. In this respect our scheme is deterministic. Clearly, communicating binary messages to  $2^N - 1$  parallel different addresses, is equivalent to  $2^{2^N - 1} - 1$  logic values.

## **2. Multidimensional logic state vectors from neural spike trains: the framework**

In this section, we show the mathematical framework how to construct such a logic system operating on  $N$  partially overlapping Poisson-like neural spike trains. First we briefly describe the noise-based logic hyperspace with similar properties, which is based on independent stochastic processes with zero mean. Then we show how these goals can be realized with unipolar neural spikes.

**2.1 The noise-based logic hyperspace.** Very recently, a deterministic logic system with similar properties has been described [3]. The system is based on the so-called *logic hyperspace* vectors [2] of noise-based logic where the logic values are constructed from independent electronic noises (stochastic processes with zero mean).

Having  $N$  independent noise processes  $U_i(t)$  ( $N$  noise-bits, *noise-bits*, where  $1 \leq i \leq N$ ) [3], and supposing binary "on/off" (0 or 1) choices for each noise-bit, we can construct  $2^N - 1$  different products of these noises. For example, with  $N = 3$ , we have the following  $7 (= 2^3 - 1)$  different products:

$$U_1(t), U_2(t), U_3(t), U_1(t)U_2(t), U_1(t)U_3(t), U_2(t)U_3(t), \text{ and } U_1(t)U_2(t)U_3(t). \quad (1)$$

These products are all orthogonal to each other [2, 3], where orthogonality means that the product of any two of these products has zero mean value. Therefore, the  $2^N - 1$  different products represent the same number of orthogonal basis vectors of the  $2^N - 1$  dimensional logic space instead of the original space with  $N$  dimensions. Using the bracket notation of quantum informatics, the products can be represented by binary (bit) vectors, where at the location of the "on" bits we put 1 and at the location of the "off" bits, we put 0. Thus the above system of products will become:

$$|1,0,0\rangle, |0,1,0\rangle, |0,0,1\rangle, |1,1,0\rangle, |1,0,1\rangle, |0,1,1\rangle, |1,1,1\rangle, \quad (2)$$

respectively. Using these orthogonal state vectors linear superpositions can be constructed [2, 3]:

$$S = \sum_{i=1}^{2^N-1} a_i |c_{1,i}, c_{2,i}, \dots, c_{N,i}\rangle, \quad (3)$$

where the  $a_i$  ( $i = 1, \dots, 2^N$ ) and the  $c_{m,n}$  ( $m = 1, \dots, N$ ;  $n = 1, \dots, 2^N$ ) binary coefficients can have either 0 or 1 values. A given superposition  $S$  represents a distinct logic value and, in the present binary case, we have

$$M = 2^{2^N - 1} - 1 \quad (4)$$

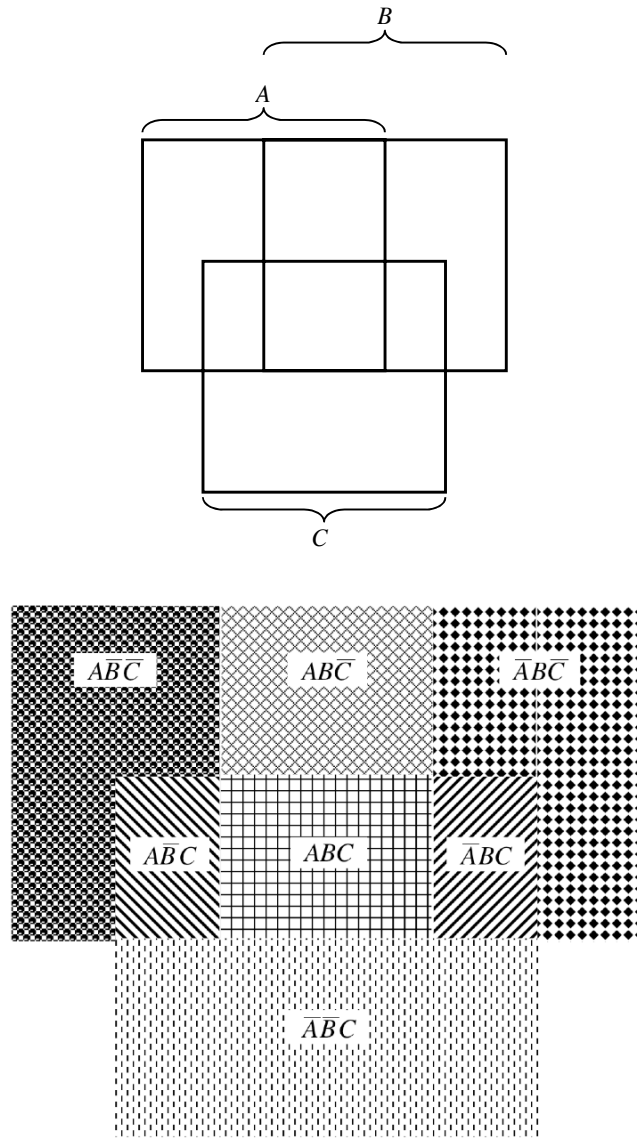
distinct logic values. For  $N = 3$ ,  $M = 127$  which should be compared to 8 if regular bits would have been used instead of noise-bits. According to Eq. (4) the number of logic values grows fast with the dimensionality of the original space, and for  $N = 5$  it gives about *2.1 billion* different logic values which should be compared to 32 provided by regular bits.

These properties are very similar to the Hilbert space representation of quantum informatics, however its properties during measuring the state are very different because the noise-based scheme is deterministic, and the quantum physical collapse of wavefunction does not exist here, thus it does not hinder the performance [3]. As an illustration, a string search algorithm for  $2^N$  arbitrary physical string has been proposed where the noise-based engine finds the string during a single clock period [3].

## **2.2 Orthogonal logic space from partially overlapping neural spike trains.**

However, the situation with neural spike trains is significantly different, and it needs a different approach. The mean value of a spike train is non-zero and, therefore, the products of two different uncorrelated neural spike trains is non-zero either. This means

that they are not orthogonal. Furthermore, analog multipliers do not exist in neural systems.



**Figure 1.** Schematic illustration of the seven orthogonal trains prepared from three overlapping spike trains (neuro-bits)  $A$ ,  $B$ , and  $C$ , respectively. The overlapping spike trains are represented by three overlapping squares (upper figure).

To build orthogonal logic vectors from partially overlapping spike trains, *neuro-bits*, we must use a set-theoretical approach. In the upper part of Figure 1, partially overlapping squares  $A$ ,  $B$ , and  $C$  represent the system of three partially overlapping neural

spike trains. In the lower part of Figure 1 we show 7 non-overlapping (orthogonal) subsets that cover the whole system. The 7 subsets represent orthogonal vectors of a 7 dimensional logic space. Though the neuro-bits A, B, C are not orthogonal, the hyperspace obtained by this set-theoretical approach has a 7 dimensional orthogonal vector basis.

Using the bracket representation of quantum informatics we can specify the orthogonal logic vector basis as follows. The system of orthogonal states (non-overlapping sub-sets) corresponding to list (1) and (2) above is naturally:

$$\begin{array}{l}
 |1,0,0\rangle = \overline{A}\overline{B}\overline{C}, \\
 |0,1,0\rangle = \overline{A}B\overline{C} \\
 |0,0,1\rangle = \overline{A}\overline{B}C \\
 |1,1,0\rangle = A\overline{B}\overline{C} \\
 |1,0,1\rangle = A\overline{B}C \\
 |0,1,1\rangle = \overline{A}BC \\
 |1,1,1\rangle = ABC
 \end{array}
 \left. \vphantom{\begin{array}{l} \\ \\ \\ \\ \\ \\ \end{array}} \right\} , \tag{5}$$

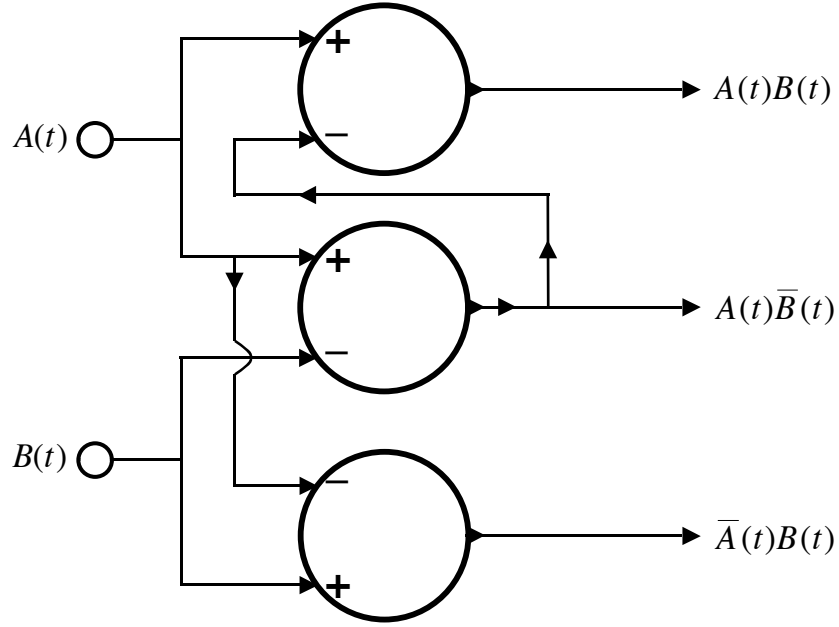
where the neuro-bits can have 0 or 1 values. The remaining question is if the set theory approach, which requires generation of intersections (products) and complementary sets, can be implemented with a neuronal circuitry. In the next section, we introduce the basic circuit elements of the deterministic brain logic making this task achievable.

### 3. Neuron circuitry to generate and utilize the logic state vectors and superpositions

The following circuits, built out of idealized single neurons and idealized synapses, are the simplest logic gates. They serve as elements of more complex logic circuits, and their potential applicability is not limited to the illustrative examples given below.

We call *N-th order orthogonator gate* the neuron circuitry that has  $N$  input ports for  $N$  partially overlapping neural spike trains, neuro-bits, and  $2^N - 1$  output ports providing  $2^N - 1$  orthogonal (non-overlapping) sub-sequences of the input spikes. The circuit utilizes both the excitatory and the inhibitory inputs of the neuron [4]. If the excitatory and inhibitory inputs receive spike trains  $A(t)$  and  $B(t)$ , respectively, then the output will provide  $A(t)\bar{B}(t)$  where the product and upper bar mean set-theoretical intersection and complement operations. Thus  $A(t)\bar{B}(t)$  contains those elements of  $A(t)$  which do not overlap with  $B(t)$ .

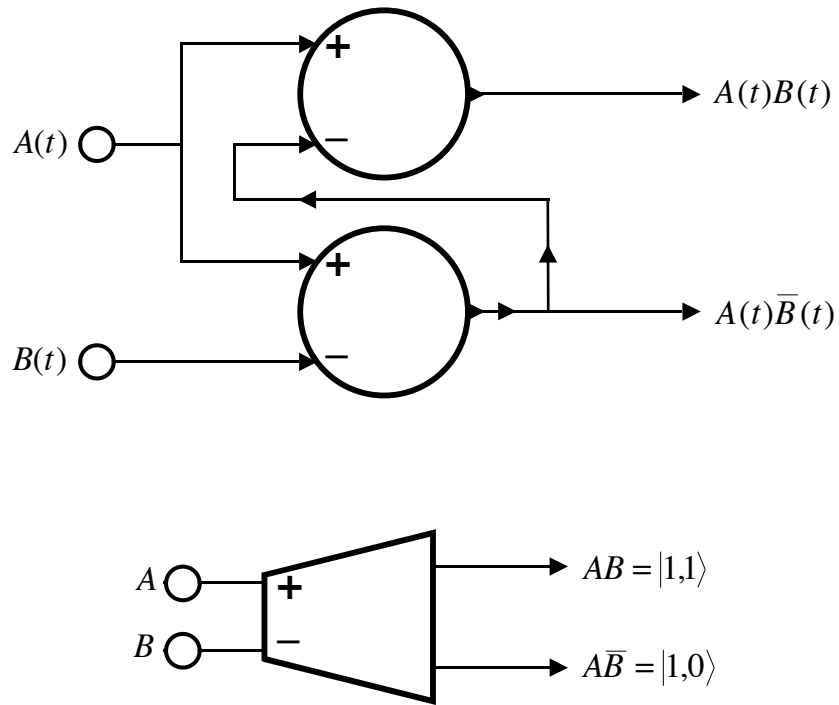




**Figure 2.** The second-order *orthogonator* gate circuitry utilizing both excitatory (+) and inhibitory (-) synapses of neurons. The input points at the left are symbolized by circles and the output points at the right by free-ending arrows. The arrows in the lines show the direction of signal propagation.

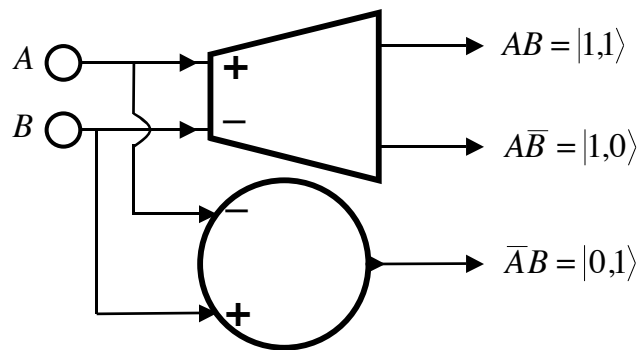
In Figure 2, a 2-nd order orthogonator gate circuit is shown. The spike trains  $A(t)$  and  $B(t)$  with partial overlap provide three orthogonal outputs:  $A(t)\bar{B}(t)$ ,  $\bar{A}(t)B(t)$ ,  $A(t)B(t)$ . With these two neuro-bits, number of orthogonal outputs is  $2^2 - 1 = 3$  and the number of different logic values these orthogonal elements can form in a binary superposition is  $2^{2^2-1} - 1 = 7$ .

To discuss higher order orthogonators and other neural circuitry, here we introduce the *orthogon* gate, which is a part of the circuit in Figure 2, see Figures 3, 4. The orthogon can be used in any brain circuit where multiplication (set-theoretical intersection)  $AB$  is needed and it can also provide another output with  $A\bar{B}$  where  $A$  and  $B$  are the neural spike trains feeding its (+) and (-) inputs, respectively.

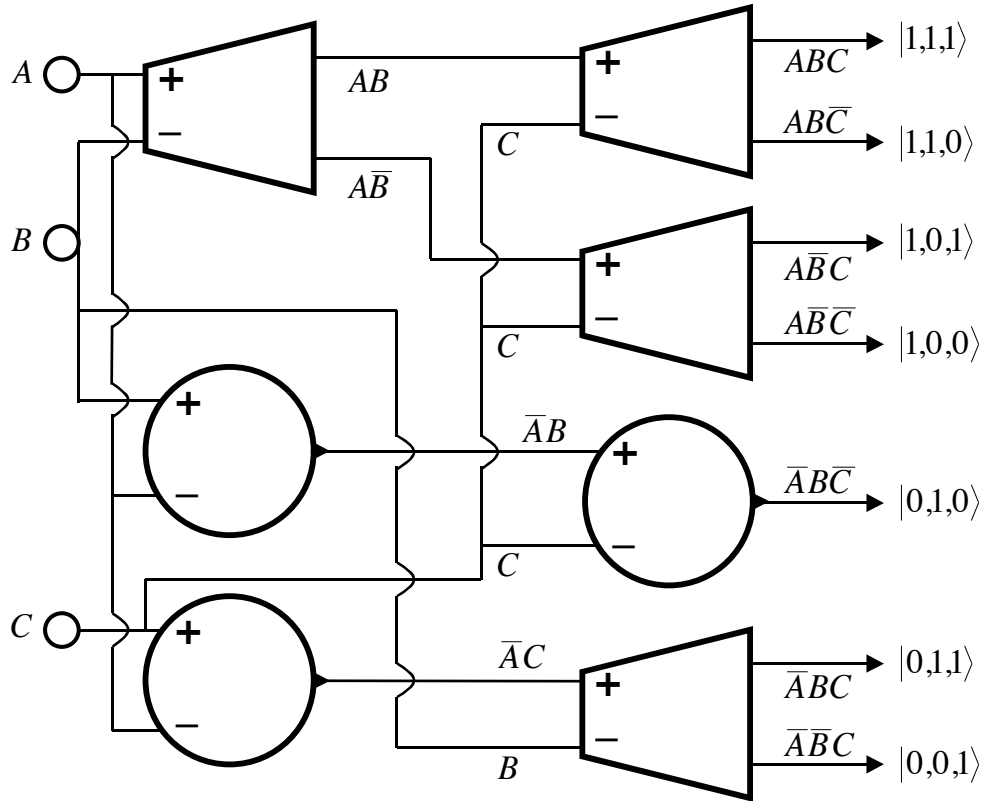


**Figure 3.** The *orthogon* gate, neural building element and its symbol. Arbitrary orders of *orthogonators* can be built with orthogons. However, for the simplest design they must be combined with single neurons.

In Figure 4, the 2-nd order orthogonator is shown by the use of an orthogon and a neuron. It is the same circuit as shown in Figure 2 where the orthogon contains the upper two neurons.



**Figure 4.** The 2-nd order *orthogonator* consists of 1 *orthogon* and 1 neuron.

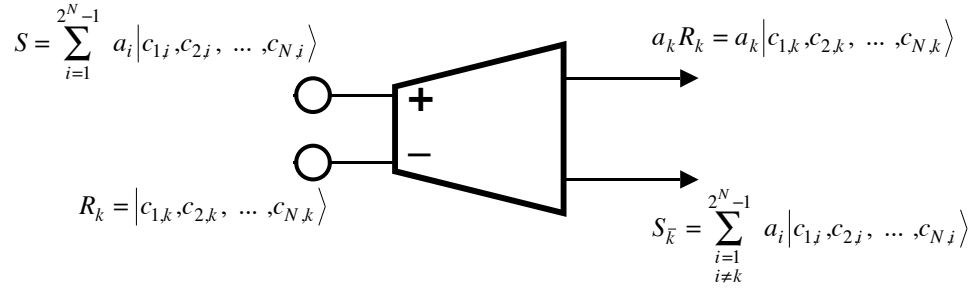


**Figure 5.** The third order orthogonator consists of 4 orthogons and 3 neurons, that is, altogether 11 neurons.

The 3-rd order orthogonator gate, which is the neural circuit implementation of the set-theoretical operation illustrated in Figure 1, is shown in Figure 5. At the left, the three neuro-bit inputs are driven by partially overlapping neural spike trains while the 7 outputs on the right give orthogonal, non-overlapping sub-sequences shown also with the bracket representation of quantum informatics. This leads to the 127 different logic values (superpositions) mentioned above.

The circuits for addition are well known [4]. It could be a single neuron with several parallel excitatory inputs. Because the input is supplied by orthogonal (non-overlapping) spike trains, the output will be the superposition of the input sequences.

In Figure 6, another use of the orthogon gate is shown, the one in which it plays a role of the projection operator, similar to the projection operator of quantum electrodynamics. It can detect an orthogonal basis element  $R_k = |c_{1,k}, c_{2,k}, \dots, c_{N,k}\rangle$  in a superposition of Eq. 3, and projects or restores it at its upper output. The lower output will provide the superposition without that component. It is important to point it that to detect the element in the superposition, *no time averaging or another way of making statistics is needed*. As soon as the lower input receives the first spike of  $R_k = |c_{1,k}, c_{2,k}, \dots, c_{N,k}\rangle$ , the existence of this element in the superposition is detected.

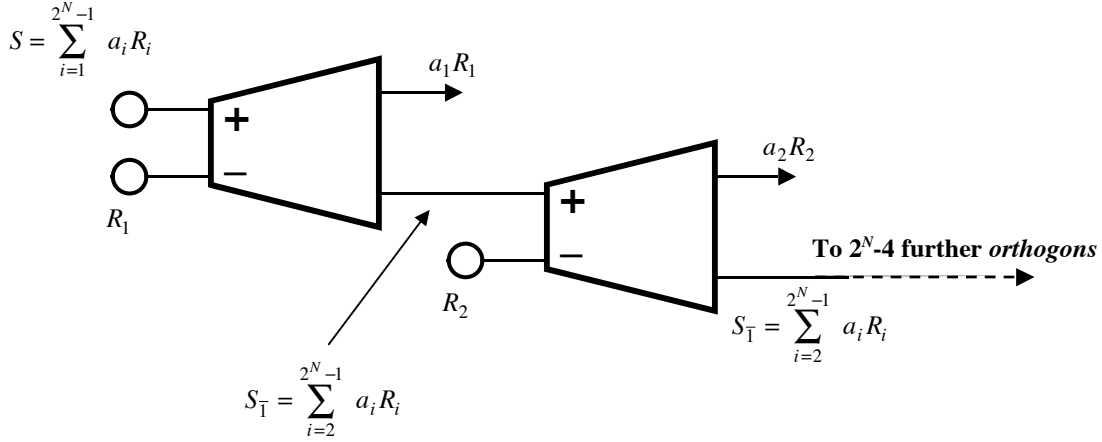


**Figure 6.** The projection operation circuitry for addressing and associative memory tasks (similarly to string search in noise-based logic) needs a single orthogon. The upper output extracts the  $k$ -th basis element from the superposition, indeed if it exists in the superposition. No averaging is necessary, it is a coincidence type of detection; the first output spike there proves that the basis element exists in the superposition. The lower output will not contain the  $k$ -th element only the rest of the input superposition.

As a final example, Figure 7 shows a spectrum analyzer circuit built of orthogons, which detects all the existing basis elements  $R_k = |c_{1,k}, c_{2,k}, \dots, c_{N,k}\rangle$  in the input

superposition  $S = \sum_{i=1}^{2^N-1} a_i R_i$ . The circuit has a similar role as quantum Fourier

transformation in quantum informatics [5], and, for this reason, may be called *neural Fourier transformation*.



**Figure 7.** "Neural Fourier transformation" analogous to quantum Fourier transformation.  $2^N - 2$  orthogons used as projection operators to get the full spectrum of orthogonal base elements in the input superposition. The last orthogon's lower output will provide the detection of the last superposition element. Note, the number of necessary orthogons can be radically decreased if only specific superpositions are needed to be detected.

In an alternative realization, the (+) inputs of the orthogons can be jointly driven by the analyzed superposition. The disadvantage of the solution in Figure 7 is accumulation of time delay; however its advantage is that each lower output reduces the whole superposition by one basis element therefore the required number of orthogons is less by 1. Then the last orthogon's lower output will do the display/detection of the last sought superposition element.

Our goal here was not to explore all the possibilities offered by the scheme of the orthogonal multidimensional logic space. Rather, it was to suggest a potential role of the given examples in building brain processors with multivalued logic functions and gates for decision making, addressing, routing, and receiving addressed information. The

examples are just a few basic ones to demonstrate their feasibility. The basic Boolean logic functions for gates with noise-based logic are given in [2] and the very same functions also work here, whenever binary logic is needed in brain functioning. However, we believe that the most important message of the present study is in the introduction of multivalued functions and basic circuitry for their generation.

#### **4. Conclusions**

So we find a rich *multivalued, deterministic* logic scheme which can be realized using a few random, partially overlapping neural spike trains and does not require the heavy statistical analysis involved in schemes of general purpose quantum informatics [6]. Certainly, the randomness of initial neural spike trains leads to random delays in the action of coincidence circuits. However, the delays are small enough to be compatible with the speed of brain functioning. For example, assuming that the maximal number of spikes per second in a single axon is close to one hundred [4] and that only one axon is used for the superposition transduction, the case of generating 7 basis vectors out of 3 initial spike trains considered in Section 2.2, will provide an average delay of about 100 ms.

#### **Acknowledgment**

SMB is indebted to Adrian Parsegian for fruitful suggestions and reading parts of the manuscript; LBK appreciates discussions with Sunil Khatri, Ferdinand Peper, Swaminathan Sethuraman and Suhail Zubairy.

## References

1. R.V. Bruce, *Bell: Alexander Bell and the Conquest of Solitude*. Ithaca, New York: Cornell University Press (1990).
2. L.B. Kish, "Noise-based logic: Binary, multi-valued, or fuzzy, with optional superposition of logic states", *Physics Letters A* **373** (2009) 911–918; DOI: 10.1016/j.physleta.2008.12.068 ; <http://arxiv.org/abs/0808.3162> .
3. L.B. Kish, S. Khatri, S. Sethuraman, "Noise-based logic hyperspace with the superposition of  $2^N$  states in a single wire", <http://arxiv.org/abs/0901.3947>.
4. C. Koch, *Biophysics of Computation. Information Processing in Single Neurons*, Oxford University Press, New York, Oxford (1999).
5. M.A. Nielsen, I.L. Chuang, "Quantum Computation and Quantum Information", Cambridge University Press (2000).
6. J. Gea-Banacloche and L.B. Kish, "Future directions in electronic computing and information processing", *Proc. IEEE* **93** (2005) 1858-1863.