
Jet quenching

David d’Enterria

CERN, PH-EP, CH-1211 Geneva 23, Switzerland
LNS, MIT, Cambridge, MA 02139-4307, USA

Summary. We present a comprehensive review of the physics of hadron and jet production at large transverse momentum in high-energy nucleus-nucleus collisions. Emphasis is put on experimental and theoretical “jet quenching” observables that provide direct information on the (thermo)dynamical properties of hot and dense QCD matter.

1 Introduction

The research programme of high-energy nucleus-nucleus physics is focused on the study of the fundamental theory of the strong interaction – Quantum Chromo Dynamics (QCD) – in extreme conditions of temperature, density and small parton momentum fraction (low- x) – see e.g. [1] for a recent review. By colliding two heavy nuclei at ultrarelativistic energies one expects to form a hot and dense deconfined medium whose collective (colour) dynamics can be studied experimentally. Lattice QCD calculations [2] predict a new form of matter at energy densities (well) above $\epsilon_{crit} \approx 1 \text{ GeV/fm}^3$ consisting of an extended volume of deconfined and chirally-symmetric (bare-mass) quarks and gluons: the Quark Gluon Plasma (QGP) [3].

Direct information on the thermodynamical properties (like temperature, energy or particle densities, ...) and transport properties (such as viscosity, diffusivity and conductivity coefficients) of the QGP can be obtained by comparing the results for a given observable Φ_{AA} measured in nucleus-nucleus (AA , “QCD medium”) to those measured in proton-proton (pp , “QCD vacuum”) collisions as a function of centre-of-mass (c.m.) energy $\sqrt{s_{NN}}$, transverse momentum p_T , rapidity y , reaction centrality (impact parameter b), and particle type (mass m). Schematically:

$$R_{AA}(\sqrt{s_{NN}}, p_T, y, m; b) = \frac{\text{“hot/dense QCD medium”}}{\text{“QCD vacuum”}} \propto \frac{\Phi_{AA}(\sqrt{s_{NN}}, p_T, y, m; b)}{\Phi_{pp}(\sqrt{s}, p_T, y, m)} \quad (1)$$

Any observed *enhancement* ($R_{AA} > 1$) and/or *suppression* ($R_{AA} < 1$) in this ratio can then be linked to the properties of strongly interacting matter after accounting for a realistic (hydrodynamical) modeling of the space-time evolution of the expanding system of quarks and gluons produced in the collision.

This article presents an up-to-date review of experimental and theoretical studies of quantities such as $R_{AA}(\sqrt{s_{NN}}, p_T, y, m; b)$ for high- p_T hadrons and jets produced at RHIC collider energies and prospects for the LHC.

2 Jet quenching and parton energy loss in QCD matter

In this first Section, we introduce the general concepts, basic variables and formulas of energy loss of a fast charged particle in a dense thermalised plasma (starting with the somewhat simpler QED case), and we enumerate the expected phenomenological consequences of QCD energy loss for gluons and light- and heavy-quarks traversing a hot and dense QGP.

2.1 Hard probes of hot and dense QCD matter

Among all available observables in high-energy nuclear collisions, particles with large transverse momentum and/or mass, $p_T, m \gtrsim Q_0 \gg \Lambda_{QCD}$, where $Q_0 = \mathcal{O}(1 \text{ GeV})$ and $\Lambda_{QCD} \approx 0.2 \text{ GeV}$ is the QCD scale, constitute valuable tools to study “tomographically” the hottest and densest phases of the reaction (Fig. 1). Indeed, such “hard probes”(i) originate from partonic scatterings with large momentum transfer Q^2 and thus are directly coupled to the fundamental QCD degrees of freedom, (ii) are produced in very short time-scales, $\tau \sim 1/p_T \ll 1/Q_0 \sim 0.1 \text{ fm}/c$, allowing them to propagate through (and be potentially affected by) the medium, and (iii) their cross sections can be theoretically predicted using the perturbative QCD (pQCD) framework [4].

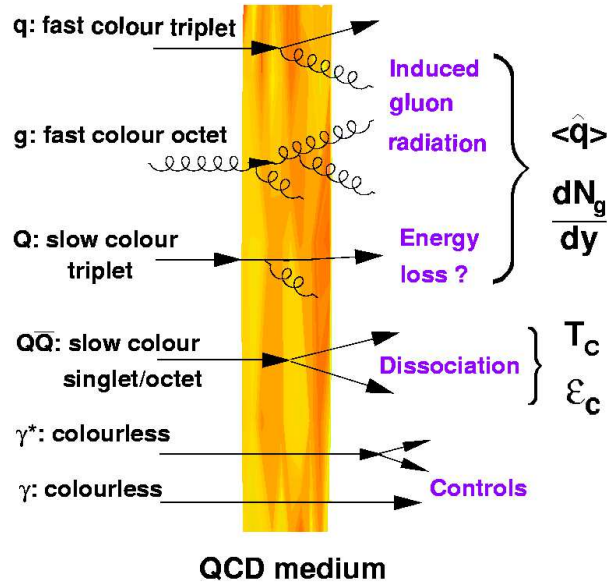


Fig. 1. Examples of hard probes whose modifications in high-energy AA collisions provide direct information on properties of QCD matter such as the transport coefficient \hat{q} , the initial gluon rapidity density dN_g/dy , and the critical temperature T_{crit} and energy density ϵ_{crit} [1].

Jet production in hadronic collisions is a paradigmatic hard QCD process. An elastic ($2 \rightarrow 2$) or inelastic ($2 \rightarrow 2 + X$) scattering of two partons from each one of the colliding hadrons (or nuclei) results in the production of two or more partons in the final-state. At high p_T , the outgoing partons have a large virtuality Q which they reduce by subsequently radiating gluons and/or splitting into quark-antiquark pairs. Such a parton branching evolution is governed by the QCD “radiation probabilities” given by the Dokshitzer-Gribov-Lipatov-Altarelli-Parisi (DGLAP) equations [5] down to virtualities $\mathcal{O}(1 \text{ GeV}^2)$. At this point, the produced partons frag-

ment non-perturbatively into a set of final-state hadrons. The characteristic collimated spray of hadrons resulting from the fragmentation of an outgoing parton is called a “jet”.

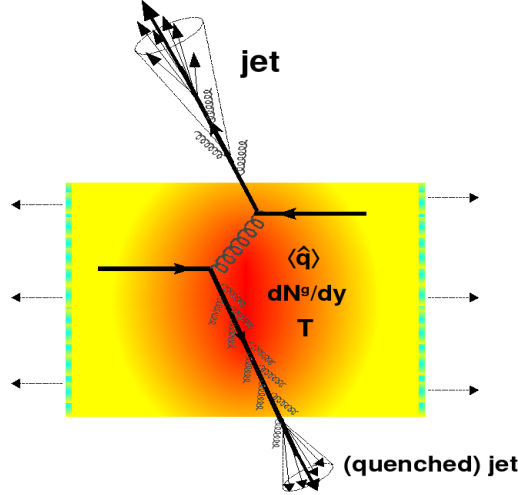


Fig. 2. “Jet quenching” in a head-on nucleus-nucleus collision. Two quarks suffer a hard scattering: one goes out directly to the vacuum, radiates a few gluons and hadronises, the other goes through the dense plasma created (characterised by transport coefficient \hat{q} , gluon density dN^g/dy and temperature T), suffers energy loss due to medium-induced gluonstrahlung and finally fragments outside into a (quenched) jet.

One of the first proposed “smoking guns” of QGP formation was “jet quenching” [6] i.e. the attenuation or disappearance of the spray of hadrons resulting from the fragmentation of a parton having suffered energy loss in the dense plasma produced in the reaction (Fig. 2). The energy lost by a particle in a medium, ΔE , provides fundamental information on its properties. In a general way, ΔE depends both on the characteristics of the particle traversing it (energy E , mass m , and charge) and on the plasma properties (temperature T , particle-medium interaction coupling¹ α , and thickness L), i.e. $\Delta E(E, m, T, \alpha, L)$. The following (closely related) variables are extremely useful to characterise the interactions of a particle inside a medium:

- the *mean free path* $\lambda = 1/(\rho\sigma)$, where ρ is the medium density ($\rho \propto T^3$ for an ideal gas) and σ the integrated cross section of the particle-medium interaction²,
- the *opacity* $N = L/\lambda$ or number of scatterings experienced by the particle in a medium of thickness L ,
- the *Debye mass* $m_D(T) \sim gT$ (where g is the coupling parameter) is the inverse of the screening length of the (chromo)electric fields in the plasma. m_D characterises the typical momentum exchanges with the medium and also gives the order of the “thermal masses” of the plasma constituents,
- the *transport coefficient* $\hat{q} \equiv m_D^2/\lambda$ encodes the “scattering power” of the medium through the average transverse momentum squared transferred to the traversing particle per unit path-length. \hat{q} combines both thermodynamical (m_D, ρ) and dynamical (σ) properties of the medium [7, 8, 9]:

$$\hat{q} \equiv m_D^2/\lambda = m_D^2 \rho \sigma . \quad (2)$$

¹ The QED and QCD coupling “constants” are $\alpha_{em} = e^2/(4\pi)$ and $\alpha_s = g^2/(4\pi)$ respectively.

² One has $\lambda \sim (\alpha T)^{-1}$ since the QED, QCD *screened* Coulomb scatterings are $\sigma_{el} \propto \alpha/T^2$.

As a numerical QCD example³, let us consider an equilibrated *gluon* plasma at $T = 0.4$ GeV and a strong coupling $\alpha_s \approx 0.5$ [10]. At this temperature, the particle (energy) density is $\rho_g = 16/\pi^2 \zeta(3) \cdot T^3 \approx 15 \text{ fm}^{-3}$ ($\epsilon_g = 8\pi^2/15 \cdot T^4 \approx 17 \text{ GeV/fm}^3$), i.e. 100 times denser than normal nuclear matter ($\rho = 0.15 \text{ fm}^{-3}$). At leading order (LO), the Debye mass is $m_D = (4\pi\alpha_s)^{1/2}T \approx 1$ GeV. The LO gluon-gluon cross section is $\sigma_{gg} \simeq 9\pi\alpha_s^2/(2m_D^2) \approx 1.5$ mb. The gluon mean free path in such a medium is $\lambda_g = 1/(\rho_g\sigma_{gg}) \simeq 0.45$ fm (the quark mean-free-path is $\lambda_q = C_A/C_F \lambda_g \approx 1$ fm, where $C_A/C_F = 9/4$ is the ratio of gluon-to-quark colour factors). The transport coefficient is therefore $\hat{q} \simeq m_D^2/\lambda_g \simeq 2.2 \text{ GeV}^2/\text{fm}$. Note that such a numerical value has been obtained with a LO expression in α_s for the parton-medium cross section. Higher-order scatterings (often encoded in a “K-factor” $\approx 2 - 4$) could well result in much larger values of \hat{q} .

- the *diffusion constant* D , characterising the dynamics of *heavy* non-relativistic particles (mass M and speed v) traversing the plasma, is connected, via the Einstein relations

$$D = 2T^2/\kappa = T/(M \eta_D) \quad (3)$$

to the *momentum diffusion coefficient* κ – the average momentum squared gained by the particle per unit-time (related to the transport coefficient as $\kappa \approx \hat{q}v$) – and the *momentum drag coefficient* η_D .

2.2 Mechanisms of in-medium energy loss

In a general way, the total energy loss of a particle traversing a medium is the sum of collisional and radiative terms⁴: $\Delta E = \Delta E_{coll} + \Delta E_{rad}$. Depending on the kinematic region, a (colour) charge can lose energy⁵ in a plasma with temperature T mainly by two mechanisms⁶.

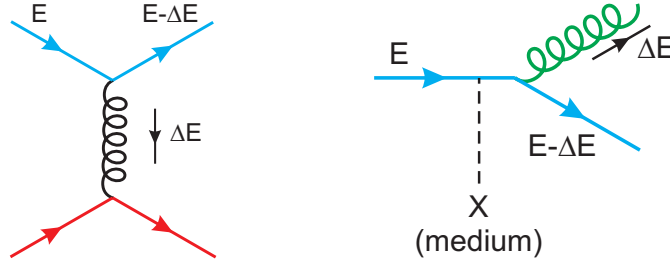


Fig. 3. Diagrams for collisional (left) and radiative (right) energy losses of a quark of energy E traversing a quark-gluon medium.

- **Collisional energy loss** through *elastic* scatterings with the medium constituents (Fig. 3, left) dominates at low particle momentum. The *average* energy loss in

³ For unit conversion, multiply by powers of $\hbar c \simeq 0.2 \text{ GeV fm}$ (other useful equalities: $10 \text{ mb} = 1 \text{ fm}^2$, and $1 \text{ GeV}^{-2} = 0.389 \text{ mb}$).

⁴ In addition, synchrotron-, Čerenkov- and transition-radiation energy losses can take place respectively if the particle interacts with the medium magnetic field, if its velocity is greater than the local phase velocity of light, or if it crosses suddenly from one medium to another. Also, plasma instabilities may lead to energy losses. Yet, those effects – studied e.g. in [11, 12, 13, 14] for QCD plasmas – are generally less important in terms of the amount of E_{loss} .

⁵ Note that if the energy of the particle is similar to the plasma temperature, $E \sim \mathcal{O}(T)$, the particle can also *gain* energy while traversing it.

⁶ Note that the separation is not so clear-cut since the diagrams assume well-defined asymptotic out states, but the outgoing particles may still be in the medium and further rescatter.

one scattering (with cross section $d\sigma/dt$, where $t = Q^2$ is the momentum transfer squared) in a medium of temperature T , is:

$$\langle \Delta E_{coll}^{1scat} \rangle \approx \frac{1}{\sigma T} \int_{m_D^2}^{t_{max}} t \frac{d\sigma}{dt} dt . \quad (4)$$

- **Radiative energy loss** through *inelastic* scatterings within the medium (Fig. 3, right), dominates at higher momenta. This loss can be determined from the corresponding single- or double-differential photon or gluon *Bremsstrahlung spectrum* ($\omega dI_{rad}/d\omega$ or $\omega d^2I_{rad}/d\omega dk_{\perp}^2$, where ω, k_{\perp} are respectively the energy and transverse momentum of the radiated photon or gluon):

$$\Delta E_{rad}^{1scat} = \int^E \omega \frac{dI_{rad}}{d\omega} d\omega , \quad \text{or} \quad \Delta E_{rad}^{1scat} = \int^E \int^{k_{T,max}} \omega \frac{d^2I_{rad}}{d\omega dk_{\perp}^2} d\omega dk_{\perp}^2 . \quad (5)$$

For incoherent scatterings one has simply: $\Delta E^{tot} = N \cdot \Delta E^{1scat}$, where $N = L/\lambda$ is the medium opacity. The energy loss per unit length or *stopping power*⁷ is:

$$-\frac{dE}{dl} = \frac{\langle \Delta E^{tot} \rangle}{L} , \quad (6)$$

which for *incoherent* scatterings reduces to: $-dE/dl = \langle \Delta E^{1scat} \rangle / \lambda$.

Energy losses in QED

As an illustrative example, we show in Fig. 4 the stopping power of muons in copper. At low and high energies, the collisional (aka ‘‘Bethe-Bloch’’) and the radiative energy losses dominate respectively.

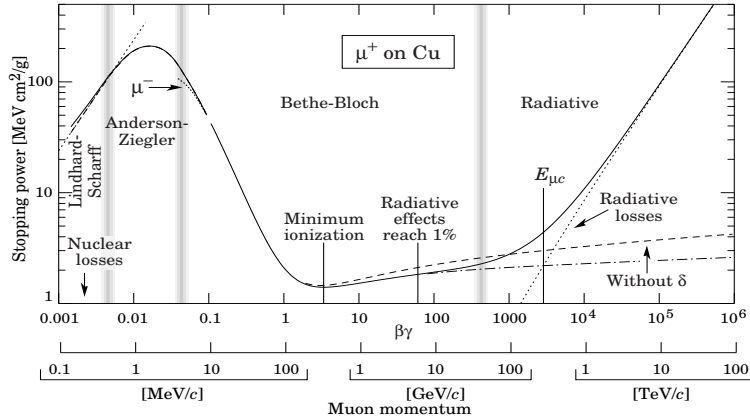


Fig. 4. Stopping power, $-dE/dl$, for positive muons in copper as a function of $\beta\gamma = p/Mc$ (or momentum p). The solid curve indicates the total stopping power [15].

Yet, the hot and dense plasma environment that one encounters in ‘‘jet quenching’’ scenarios is not directly comparable to the QED energy loss in *cold* matter represented in Fig. 4. A recent review by Peigné and Smilga [16] presents the parametric dependences of the energy loss of a lepton traversing a *hot* QED plasma with

⁷ By ‘stopping power’, one means a property of the matter, while ‘energy loss per unit length’ describes what happens to the particle. For a given particle, the numerical value and units are identical (and both are usually written with a minus sign in front).

temperature T and Debye-mass m_D . In a simplified manner, inserting the Coulomb (lepton-lepton) and Compton (lepton-photon) scattering cross sections in Eq. (4) and using Eq. (6), one obtains the *collisional* energy losses per unit-length:

- Light lepton ($M^2 \ll ET$): $-\frac{dE_{coll}}{dt} \simeq \frac{\pi}{3}\alpha^2 T^2 \ln\left(\frac{ET}{m_D^2}\right) \sim \alpha m_D^2 \ln\left(\frac{ET}{m_D^2}\right)$
- Heavy lepton ($M^2 \gg ET$): $-\frac{dE_{coll}}{dt} \simeq \frac{2\pi}{3}\alpha^2 T^2 \ln\left(\frac{ET}{m_D M}\right) \sim \alpha m_D^2 \ln\left(\frac{ET}{m_D M}\right)$

For *radiative* losses, the amount of photon emission, depends chiefly on the thickness of the plasma⁸. For thin media ($L \ll \lambda$), the traversing particle suffers at most one single scattering and the QED radiation spectrum is just given by the Bethe-Heitler (BH) bremsstrahlung expression [17]. On the contrary, for thick media ($L \gg \lambda$) there are N (=opacity) scatterings and the Landau-Pomeranchuk-Migdal (LPM) [18] coherence effect⁹ reduces the amount of radiation compared to N times the BH spectrum. Making use of Eq. (5) one obtains, from each corresponding radiation spectra, the following parametric expressions [16]:

- “Bethe-Heitler”¹⁰ ($L \ll \lambda$): $\omega \frac{dI_{rad}}{d\omega} \sim \alpha (L^2 m_D^2 / \lambda) \cdot \omega / E^2 \sim \alpha \hat{q} L^2 \cdot \omega / E^2$

$$\Delta E_{rad}^{BH} \sim \alpha \hat{q} L^2 \sim \alpha^3 T^3 L^2 \implies -\frac{dE_{rad}}{dl} = \frac{\Delta E_{rad}}{L} \sim \alpha^3 T^3 L \quad (7)$$

- Landau-Pomeranchuk-Migdal ($L \gg \lambda$): $\omega \frac{dI_{rad}}{d\omega} \approx \alpha^2 L \sqrt{T^3 \frac{\omega}{E^2} \ln(E^2 / (\omega T))}$

$$\Delta E_{rad}^{LPM} \sim \alpha^2 L \sqrt{ET^3 \ln(E/T)} \implies -\frac{dE_{rad}}{dl} \sim \alpha^2 \sqrt{ET^3 \ln(E/T)} \quad (8)$$

We see that, in general, the radiative energy losses of an energetic lepton crossing a hot QED plasma are much larger than their collisional losses. Yet, if the particle is heavy, the amount of radiation at angles within a cone $\theta < M/E$ is suppressed by a factor m_D^2/M^2 (“dead cone” effect, see later) resulting in a reduction of the bremsstrahlung emission by a factor $m_D^2/M^2 \sim \alpha T^2/M^2$.

Energy losses in QCD

The main differences between QED and QCD energy losses result from the *non-Abelian* nature of QCD: i.e. the fact that gluons can also interact with themselves (at variance with photons in QED) introduces several important changes. First, the QCD coupling α_s runs more rapidly than α_{em} (at least for not asymptotically-high temperatures), and the scale Q at which $\alpha_s(Q)$ is evaluated needs to be explicitly considered in all calculations of *collisional* energy losses [19, 20]. Second, it is crucial to take into account the different coupling of quarks and gluons with the medium. The relative strengths of the three distinct QCD vertices: $\alpha_s C_F$ for $q \leftrightarrow qg$, $\alpha_s C_A$ for $g \leftrightarrow gg$, and $\alpha_s T_F$ for $g \leftrightarrow q\bar{q}$, are determined by the structure (Casimir factors C_R) of the gauge group describing the strong force¹¹. The probability for a gluon (quark) to radiate a gluon is proportional to the colour factor $C_A = 3$ ($C_F = 4/3$). In the asymptotic

⁸ We consider here the formulas where the charged particle is produced *inside* the plasma, as this is the typical situation encountered in a QGP.

⁹ The LPM effect describes the fact that, since it takes a finite time to emit a photon, neighbouring medium particles interfere coherently (destructively) and act as one effective scattering centre, inducing *single* photon radiation.

¹⁰ Strictly speaking, as discussed in [16], for light particles produced *inside* a plasma, there is no BH regime whatsoever: the L^2 -dependence appearing in ΔE_{rad}^{BH} is due to in-medium formation-time constraints absent in the truly (asymptotic) BH regime.

¹¹ For $SU(N_c)$ with N_c the number of colours: $C_A = N_c$, $C_F = (N_c^2 - 1)/2N_c$ and $T_F = 1/2$ [21].

limit, in which the radiated gluons carry a small fraction of the original parton momentum (and neglecting the gluon splitting into quark-antiquark pairs, proportional to the smaller factor $T_R = 1/2$), the average number of gluons radiated by a gluon is $C_A/C_F = 9/4$ times higher than that radiated by a quark (that is the reason why gluon jets have a larger (and softer) hadron multiplicity than quark jets).

QCD collisional energy loss

The collisional energy loss due to elastic scattering of a parton of energy E inside a QGP of temperature T was originally estimated by Bjorken [6] and Braaten-Thoma [22] and later improved (including running coupling, finite energy kinematics, and quark-mass effects) by various authors [19, 20, 23]. Using Eq. (4) with the momentum-transfer integral limits given by (i) the QGP Debye-mass squared $t_{min} = m_D^2(T) \sim 4\pi\alpha_s T^2(1 + N_f/6)$ and (ii) $t_{max} = s \sim ET$, and taking the dominant contribution to the parton-parton t -differential elastic cross section

$$\frac{d\sigma}{dt} \approx C_i \frac{4\pi\alpha_s^2(t)}{t^2}, \quad \text{with } \alpha_s(t) = \frac{12\pi}{(33 - 2n_f) \ln(t/\Lambda_{QCD}^2)} \quad (9)$$

where $C_i = 9/4, 1, 4/9$ are the colour factors for gg , gq and qq scatterings respectively, one finally obtains (for $E \gg M^2/T$) [20]:

- Light-quark, gluon: $-\frac{dE_{coll}}{dl}|_{q,g} = \frac{1}{4} C_R \alpha_s(ET) m_D^2 \ln\left(\frac{ET}{m_D^2}\right)$,
- Heavy-quark: $-\frac{dE_{coll}}{dl}|_Q = -\frac{dE_{coll}}{dl}|_q - \frac{2}{9} C_R \pi T^2 \left[\alpha_s(M^2) \alpha_s(ET) \ln\left(\frac{ET}{M^2}\right) \right]$,

with $C_R = 4/3$ (3) being the quark (gluon) colour charge. The amount of ΔE_{coll} is linear with the medium thickness, and it depends only logarithmically on the initial parton energy. As a numerical example, taking $E = 20$ GeV, $M = 1.3$ GeV/c² (charm quark) and a medium with $T = 0.4$ GeV and $m_D = 1$ GeV/c², the elastic energy losses per unit-length are $-dE_{coll}/dl|_q = 2.3$ GeV/fm and $-dE_{coll}/dl|_Q = 2.6$ GeV/fm.

QCD radiative energy loss

The dominant mechanism of energy loss of a fast parton in a QCD environment is of radiative nature (“gluonstrahlung”) [24, 25, 26, 27]: a parton traversing a QGP loses energy mainly by medium-induced multiple gluon emission. The starting point to determine the radiation probabilities in QCD are the DGLAP splitting functions in the vacuum [5]

$$P_{q \rightarrow qg}(z) = C_F \frac{[1 + (1-z)^2]}{z}, \quad \text{and} \quad P_{g \rightarrow gg}(z) = C_A \frac{[1 + z^4 + (1-z)^4]}{z(1-z)}, \quad (10)$$

(where $z = \omega/E$ is the fraction of energy of the parent parton taken by the radiated gluon), modified to take into account the enhanced medium-induced radiation. The resulting radiated gluon spectrum, $\omega dI_{rad}/d\omega \propto P_{q,g \rightarrow g}(\omega/E)$, has been computed by various groups under various approximations (see Section 3.2). All medium modifications are often encoded into the “transport coefficient” parameter, \hat{q} , introduced previously, see Eq. (2). For thin (thick) media, i.e. for $L \ll \lambda$ ($L \gg \lambda$), one deals with the Bethe-Heitler (Landau-Pomeranchuk-Migdal) gluonstrahlung spectrum. In the LPM case, one further differentiates between the soft or hard gluon emission cases with respect to the characteristic gluonstrahlung energy¹² $\omega_c = \frac{1}{2} \hat{q} L^2$. Making use of Eq. (5), the basic QCD radiative energy loss formulas read [16]:

- “Bethe-Heitler”¹³ (BH) regime ($L \ll \lambda$):

¹² Up to prefactors, ω_c is the average energy lost in the medium (for $\omega_c < E$): $\omega_c \simeq 2 \langle \Delta E_{rad} \rangle / (\alpha_s C_R)$.

¹³ In reality, BH usually refers to the single scattering spectrum of an *asymptotic* particle produced *outside* the medium (see footnote for the analogous Bethe-Heitler QED formula).

$$\omega \frac{dI_{rad}}{d\omega} \approx \alpha_s \hat{q} L^2 / \omega \implies \Delta E_{rad}^{BH} \approx \alpha_s \hat{q} L^2 \ln(E/(m_D^2 L)) \quad (11)$$

- Landau-Pomeranchuk-Migdal (LPM) regime ($L \gg \lambda$):

$$\omega \frac{dI_{rad}}{d\omega} \approx \alpha_s \begin{cases} \sqrt{\hat{q} L^2 / \omega} \\ \hat{q} L^2 / \omega \end{cases} \implies \Delta E_{rad}^{LPM} \approx \alpha_s \begin{cases} \hat{q} L^2 & (\omega < \omega_c) \\ \hat{q} L^2 \ln(E/(\hat{q} L^2)) & (\omega > \omega_c) \end{cases} \quad (12)$$

We note two things. First, because of the destructive interference, the LPM spectrum, $\omega dI_{rad}/d\omega \propto \omega^{-1/2}$, is suppressed in the infrared (i.e. for small ω 's) compared to the independent Bethe-Heitler gluon spectrum, $\omega dI_{rad}/d\omega \propto \omega^{-1}$. Note also that, due to the steeply falling spectrum of the radiated gluons, the integrated LPM energy loss is dominated by the region $\omega \lesssim \omega_c$. Second, the QCD energy loss shows a characteristic L^2 dependence on the plasma thickness which however, as noted in [16], is also present in the case of Abelian (QED) plasmas, see Eq. (7), and is a general feature of the medium-induced energy loss of any *in-medium newborn* particle. The main distinctions of the energy loss in a QCD compared to a QED plasma are the presence of different colour factors for the q and g charges ($\Delta E_{rad} \propto \hat{q} \propto \sigma_{particle-medium}$ which in the QCD case is proportional to C_R) and the extra logarithmic dependence of ΔE_{rad} on the energy E of the traversing particle.

For a gluon with $E = 20$ GeV in a medium with $\hat{q} = 2$ GeV²/fm and $L = 6$ fm, dE_{rad}/dl is $\mathcal{O}(10$ GeV/fm) (to be compared with the elastic losses of $\mathcal{O}(2$ GeV/fm) estimated before). As seen in Fig. 5 for a more realistic phenomenological case, ΔE_{coll} is in general a small correction compared to ΔE_{rad} for light quarks and gluons but it can be an important contribution for slower heavy-quarks (see next).

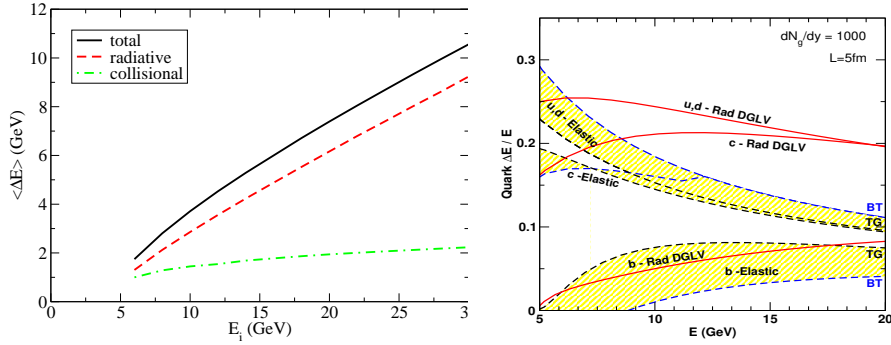


Fig. 5. Comparison of the average radiative and elastic energy losses of light-quarks (left) and light- and heavy-quarks (right) passing through the medium produced in central $AuAu$ collisions at RHIC energies as obtained by the AMY [28] and DGLV [29] models (see later).

Heavy-quark radiative energy loss (“dead cone” effect)

Gluon bremsstrahlung off a heavy quark differs from that of a massless parton, already in the vacuum. Due to kinematics constraints, the radiation is suppressed at angles smaller than the ratio of the quark mass M to its energy E . The double-differential distribution of gluons of transverse momentum k_\perp and energy ω radiated by a heavy quark at small-angles ($k_\perp \approx \omega\theta$), differs from the standard bremsstrahlung spectrum by the factor

$$\omega \frac{dI_{rad,Q}}{d\omega dk_\perp^2} = \frac{\alpha_s C_F}{\pi} \frac{k_\perp^2}{(k_\perp^2 + \omega^2 \theta_0^2)^2} \approx \omega \frac{dI_{rad}}{d\omega dk_\perp^2} \cdot \left(1 + \frac{\theta_0^2}{\theta^2}\right)^{-2}, \quad \theta_0 \equiv \frac{M}{E} = \frac{1}{\gamma}. \quad (13)$$

This effect, known as the “dead cone” [30], results in a reduction of the total gluon radiation emitted off heavy-quarks. In the medium, the total amount of reduction depends on a non-trivial way on the various scales (E, M, L) of the problem [16]. In a simplified way, the effect is $\mathcal{O}(m_D/M)$ – compared to $\mathcal{O}(m_D^2/M^2)$ in the QED case – i.e. for a plasma with Debye-mass $m_D = 1 \text{ GeV}/c^2$, the reduction of radiative energy loss for a charm (bottom) quark of mass 1.3 (4.2) GeV/c^2 is of order $\sim 25\%$ (75%).

2.3 Phenomenological consequences of parton energy loss

Medium-induced parton energy loss in AA reactions results in various observable consequences compared to the same “free space” measurements in proton-proton (pp) collisions. The presence of jet quenching manifests itself via :

- (i) a suppression of the spectrum (dN_{AA}/dp_T) of high- p_T hadrons [24],
- (ii) unbalanced back-to-back high- p_T dihadron azimuthal correlations ($dN_{pair}/d\phi$) [31],
- (iii) modified energy-particle flow (softer hadron spectra, larger multiplicity, increased angular broadening, ...) within the final jets [32, 33, 34, 35, 36, 37].

In addition, due to the aforementioned hierarchy of flavour-dependent radiative energy losses: $\Delta E_{rad}(g) > \Delta E_{rad}(q) > \Delta E_{rad}(c) > \Delta E_{rad}(b)$, all these medium effects are expected to be larger for gluons and u, d, s quarks than for c or b quarks¹⁴.

(i) *High- p_T (leading) hadron spectra:*

The *leading hadron* of a jet is the hadron that carries the largest fraction of the energy of the fragmenting parton¹⁵. In a heavy-ion collision, if the parent parton suffers energy loss, the energy available for such hadrons is reduced and consequently their spectrum is depleted compared to pp . From the measured suppression factor one can determine ΔE_{loss} (see Eq. (36) later) and estimate various properties of the produced plasma such as:

- the average **transport coefficient** $\langle \hat{q} \rangle$, from Eqs. (11), (12) via $\langle \Delta E \rangle \propto \alpha_s \langle \hat{q} \rangle L^2$,
- the initial **gluon density** dN^g/dy of the expanding plasma (with *original* transverse area $A_\perp = \pi R_A^2 \approx 150 \text{ fm}^2$ and thickness L), from [26]:

$$\Delta E \propto \alpha_s^3 C_R \frac{1}{A_\perp} \frac{dN^g}{dy} L. \quad (14)$$

High- p_T spectra in pp and AA collisions are discussed in detail in Chapter 4.1.

(ii) *High- p_T di-hadron correlations:*

Parton-parton $2 \rightarrow 2$ scatterings are balanced in p_T i.e. they are back-to-back in azimuthal angle ($\Delta\phi \approx \pi$). Such azimuthal correlation is smeared out if one or both partons suffer rescatterings (“ k_T broadening”) in a dense plasma. The dijet-acoplanarity arising from the interactions of a parton in an expanding QGP is $\langle k_T^2 \rangle_{med} \simeq (m_D^2/\lambda)L \ln(L/\tau_0) \propto \hat{q}L$ [39] and, thus, the final azimuthal correlations between the hadrons issuing from quenched partons will show a dependence on the **transport coefficient** and thickness of the medium: $d^2N_{pair}/d\Delta\phi = f(\hat{q}, L)$.

In addition, it has been proposed that a parton propagating through a QGP with supersonic ($\beta > c_s$) or “superluminal” ($\beta > 1/n$) velocities can generate a wake of lower energy gluons with either Mach- [40, 41, 42] or Čerenkov-like [42, 43, 44] conical angular patterns. Such a conical emission can propagate, after hadronisation, into the final correlations of the measured hadrons with respect to the jet axis:

¹⁴ The heaviest top-quark decays into Wb immediately ($\tau < 0.1 \text{ fm}/c$) after production.

¹⁵ High- p_T inclusive hadron spectra are dominated by particles with $\langle z \rangle \approx 0.5 - 0.7$ [38].

- In the first case, the **speed of sound** of the traversed matter¹⁶, $c_s^2 = \partial P / \partial \varepsilon$, can be determined from the characteristic Mach angle θ_M of the secondary hadrons:

$$\cos(\theta_M) = \frac{c_s}{\beta}, \quad (15)$$

- In the second scenario, the **refractive index** of the medium, $n \approx \sqrt{\varepsilon_r}$ where ε_r is the gluon dielectric constant, can be estimated from the Čerenkov angle of emission θ_c of the hadrons:

$$\cos(\theta_c) = \frac{1}{n\beta} = \frac{1}{\sqrt{\varepsilon_r}\beta}. \quad (16)$$

High- p_T hadron correlations in nucleus-nucleus collisions are covered in Chapter 5.

(iii) *Jet spectra, jet shapes, and fragmentation functions:*

The measurements of fully reconstructed (di)jets or of jets tagged by an away-side photon [45] or Z -boson [46] in heavy-ion collisions allow one to investigate – in much more detail than using single- or double- hadron observables – the mechanisms of in-medium parton radiation as well as to obtain the **transport coefficient** \hat{q} via:

- Medium-modified jet profiles [32, 47], through the differential $\rho^{med}(r; \hat{q})$ and integrated $\Psi^{med}(r; \hat{q})$ jet-shapes (r is the distance to the jet axis) and the thrust $\mathcal{T}(\hat{q})$ variables,
- Medium-modified fragmentation functions [48], $\mathcal{D}_{parton \rightarrow hadron}^{med}(z, Q^2)$, where $z = p_{hadron} / p_{parton}$ is the fraction of the jet energy carried by a hadron, which very schematically can be written as

$$\mathcal{D}_{i \rightarrow h}^{med}(z; \hat{q}, L) \simeq P(z; \hat{q}, L) \otimes \mathcal{D}_{i \rightarrow h}^{vac}(z), \quad (17)$$

where the correction $P(z, \hat{q}, L)$ can be connected to the QCD splitting functions, Eq. (10), modified according to various possible prescriptions (see Section 3.3) to take into account medium-induced gluon radiation.

Jet physics studies in heavy-ion collisions are covered in Chapter 6.

3 Parton energy loss phenomenology

The use of fast partons as calibrated tomographic probes of hot and dense QCD matter in heavy-ion collisions relies on the possibility to compute theoretically (i) their perturbative production cross sections, and (ii) their modifications suffered while propagating through a strongly-interacting medium. We discuss here the basic pQCD principles used to compute high- p_T hadron (and jet) cross sections, and then we outline the various existing parton energy loss schemes.

3.1 QCD factorisation in high- p_T hadron and jet production in AA collisions

Because of asymptotic freedom, the QCD coupling α_s is small for high-energy (short distance) parton interactions: $\alpha_s(Q^2 \rightarrow \infty) \rightarrow 0$. The single inclusive¹⁷ production of a high- p_T parton c in a parton-parton collision, $ab \rightarrow c + X$, can thus be computed

¹⁶ The speed-of-sound – namely the speed of a small disturbance through the medium – for an *ideal* QGP (with $\varepsilon = 3P$, where P is the pressure) is simply $c_s = 1/\sqrt{3}$.

¹⁷ *Inclusive* refers to the consideration of *all* possible channels that result in the production of a given particle c , without any particular selection of the final-state X .

using perturbation theory techniques. Over short distances, the infinite number of Feynman diagrams that would theoretically result in the production of the outgoing parton c , can be approximated accurately by a much more manageable number of terms. In high-energy *hadron-hadron* collisions, the production of high- p_T particles can be computed from the underlying *parton-parton* processes using the QCD “factorisation theorem” (see sketch in Fig. 6) [49]. The production cross section of a high- p_T hadron h can be written as the product

$$d\sigma_{AB \rightarrow h}^{\text{hard}} = f_{a/A}(x_1, Q^2) \otimes f_{b/B}(x_2, Q^2) \otimes d\sigma_{ab \rightarrow c}^{\text{hard}}(x_1, x_2, Q^2) \otimes \mathcal{D}_{c \rightarrow h}(z, Q^2), \quad (18)$$

where $\sigma_{ab \rightarrow cX}(x_1, x_2, Q^2)$ is the perturbative partonic cross section computable up to a given order in α_s , and where the two non-perturbative terms:

- $f_{a/A}(x, Q^2)$: parton distribution functions (PDF), encoding the probability of finding a parton of flavour a and momentum fraction $x = p_{\text{parton}}/p_{\text{nucleus}}$ inside the nucleus A ,
- $\mathcal{D}_{c \rightarrow h}(z, Q^2)$: fragmentation function (FF), describing the “probability” that the outgoing parton c fragments into a final hadron h with fractional momentum $z = p_{\text{hadron}}/p_{\text{parton}}$,

are universal (i.e. process-independent) objects that can be determined experimentally e.g. in deep-inelastic e^\pm -nucleus and e^+e^- collisions, respectively. For the case of total parton (i.e. jet) cross section, one simply sets $\mathcal{D}_{c \rightarrow h} = \delta(1 - z)$ in Eq. (18).

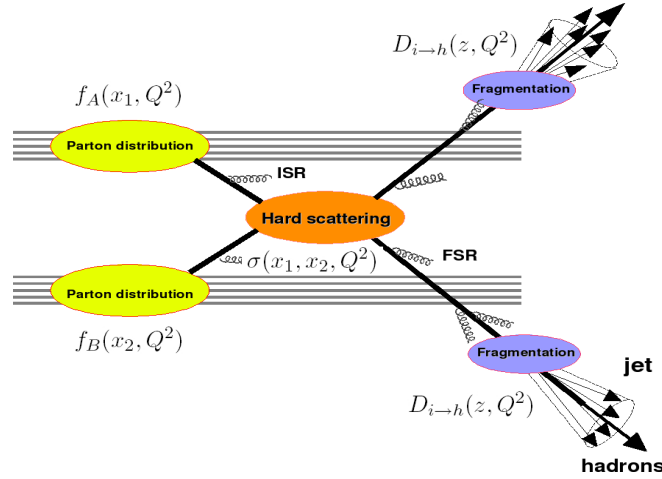


Fig. 6. Sketch of dijet production and pQCD collinear factorisation in hadronic collisions: $f_{a/A}(x)$ are the PDFs, $\mathcal{D}_{i \rightarrow h}(z)$ the FFs, and ISR (FSR) represents initial (final)-state radiation.

The basic assumption underlying the factorised form of Eq. (18) is that the characteristic time of the parton-parton interaction is much shorter than any long-distance interaction occurring before (among partons belonging to the same PDF) or after (during the evolution of the struck partons into their hadronic final-state) the hard collision itself. The validity of Eq. (18) holds thus on the possibility to separate long- and short-distance effects with independent QCD time- (length-) scales, as well as on the “leading-twist”¹⁸ assumption of *incoherent* parton-parton scatterings. Since partons are effectively “frozen” during the hard scattering, one can treat each nucleus as a collection of free partons. Thus, *with regard to high p_T production*, the density of

¹⁸ Processes in which more than one parton from the same hadron/nucleus interact coherently, are called “higher-twist” processes.

partons in a nucleus with mass number A is expected to be simply equivalent to that of a superposition of A independent nucleons¹⁹: $f_{a/A}(x, Q^2) \approx A \cdot f_{a/N}(x, Q^2)$. Thus,

$$d\sigma_{AB \rightarrow h}^{hard} \approx A \cdot B \cdot f_{a/p}(x, Q^2) \otimes f_{b/p}(x, Q^2) \otimes d\sigma_{ab \rightarrow c}^{hard} \otimes \mathcal{D}_{c \rightarrow h}(z, Q^2). \quad (19)$$

From (18), it is clear that QCD factorisation implies that hard inclusive cross sections in a AB reaction scale simply as $A \cdot B$ times the corresponding pp cross sections:

$$d\sigma_{AB}^{hard} = A \cdot B \cdot d\sigma_{pp}^{hard}. \quad (20)$$

Since nucleus-nucleus experiments usually measure invariant *yields* for a given centrality bin (or impact parameter b), one writes instead:

$$dN_{AB}^{hard}(b) = \langle T_{AB}(b) \rangle \cdot d\sigma_{pp}^{hard}, \quad (21)$$

where the nuclear overlap function at b , $T_{AB}(b)$, is determined within a geometric Glauber eikonal²⁰ model from the measured Woods-Saxon distribution for the interacting nuclei [51]. Intuitively, one can think of the nuclear-overlap $T_{AA}(b)$ as a function that characterises the surface profile of two “beams” of nucleons colliding at a distance b . The units of $[\text{area}]^{-1}$ of T_{AA} indicate that it represents somehow the effective “parton (integrated) luminosity” of the collision. Since the number of inelastic nucleon-nucleon (NN) collisions at b , $N_{coll}(b)$, is proportional to $T_{AB}(b)$: $N_{coll}(b) = T_{AB}(b) \cdot \sigma_{NN}^{inel}$, one also writes often Eq. (21) as:

$$dN_{AB}^{hard}(b) = \langle N_{coll}(b) \rangle \cdot dN_{pp}^{hard}. \quad (22)$$

For minimum-bias²¹ AB collisions, the average nuclear-overlap and number of NN collisions take a simple form²²: $\langle T_{AB} \rangle = AB / \sigma_{AB}^{geo}$ and $\langle N_{coll} \rangle = AB \cdot \sigma_{NN} / \sigma_{AB}^{geo}$. The standard method to quantify the effects of the medium on the yield of a hard probe in a AA reaction is thus given by the *nuclear modification factor*:

$$R_{AA}(p_T, y; b) = \frac{d^2 N_{AA} / dy dp_T}{\langle T_{AA}(b) \rangle \times d^2 \sigma_{pp} / dy dp_T}, \quad (23)$$

This factor – a quantitative version of the ratio sketched in Eq. (1) – measures the deviation of AA at b from an incoherent superposition of NN collisions ($R_{AA} = 1$). This normalisation is often known as “binary collision scaling”.

3.2 Jet quenching models

The energy-loss formulas presented in Section 2.2 refer to an idealistic situation with an infinite-energy parton traversing a *static* and *uniform* QGP with an *ideal-gas* equation-of-state (EoS). Experimentally, the situation that one encounters with *realistic* plasmas in heavy-ion collisions is more complex:

- first, there is no direct measurement of the traversing parton but (in the best case) only of the final-state *hadrons* issuing from its fragmentation,
- the traversing partons can be produced at any initial point within the fireball and their energy spectrum is steeply (power-law) falling,

¹⁹ In reality, nuclear PDFs are modified compared to proton PDFs by initial-state “(anti)shadowing” effects (see [50] for a recent review).

²⁰ The ‘eikonal’ approximation assumes that the particle trajectories are simple straight lines.

²¹ *Minimum-bias* collisions are those where there is no specific selection of the final-state (e.g. in particular for heavy-ions, no centrality selection).

²² E.g. for $AuAu$ at $\sqrt{s_{NN}} = 200$ GeV ($\sigma_{NN}^{inel} = 41$ mb, $\sigma_{AuAu}^{geo} = 7000$ mb): $\langle T_{AuAu} \rangle = 5.5$ (23.3) mb^{-1} and $\langle N_{coll} \rangle = 230$ (955) for minimum-bias (10% most central) collisions, resp.

- the temperature and density of the plasma, and correspondingly its Debye-mass and transport coefficient, are *position-dependent*: $m_D(\mathbf{r}), \hat{q}(\mathbf{r})$,
- the produced plasma is expanding with large longitudinal (transversal) velocities, $\beta \approx 1$ (0.7), and so the medium properties are also *time-dependent*: $m_D(\tau), \hat{q}(\tau)$,
- the *finite-size* of the medium and associated energy loss *fluctuations*, have to be taken into account.

All those effects can result in potentially significant deviations from the analytical formulas of Section 2.2 (e.g. in an expanding plasma the dependence of ΔE_{rad} on the medium thickness L , Eq. (12), becomes effectively *linear*, Eq. (14), rather than quadratic). Four major phenomenological approaches (identified often with the initials of their authors) have been developed [52] to connect the QCD energy loss calculations with the experimental observables mentioned in Section 2.3:

- Path-integral approach to the opacity expansion (BDMPS-LCPI/ASW) [53, 54, 55, 56, 25, 57, 27, 58, 59]
- Reaction Operator approach to the opacity expansion (DGLV) [60, 26, 61, 62, 29]
- Higher Twist (HT) [63, 64, 65, 66, 67, 68]
- Finite temperature field theory approach (AMY) [69, 70, 71, 72]

The models differ in their assumptions about the relationships between the relevant scales (parton energy E and virtuality Q^2 , and typical momentum $\mu \approx m_D$ and spatial extent L of the medium), as well as by how they treat or approximate the space-time profile of the medium. In practical terms, all schemes are based on a pQCD factorised approach, i.e. on Eq. (18), where the *entire* effect of energy loss is concentrated on the calculation of the medium-modified parton fragmentation functions into final hadrons: $\mathcal{D}_{c \rightarrow h}^{vac}(z) \rightarrow \mathcal{D}_{c \rightarrow h}^{med}(z', \hat{q})$. The final hadronisation of the hard parton is always assumed to occur in the vacuum after the parton, with degraded energy ($z' < z$), has escaped from the system (Fig. 7).

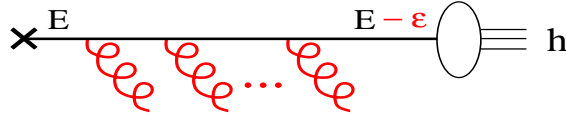


Fig. 7. Schematic representation of parton energy loss in a QGP, implemented via rescaling of the energy of the traversing parton at the point where it fragments into hadrons [48].

BDMPS-LCPI & ASW

The approaches of Baier, Dokshitzer, Mueller, Peigné and Schiff (BDMPS) [56, 25, 73, 74] and the Light-Cone-Path-Integral (LCPI) by Zakharov [53] compute energy loss in a coloured medium in a multiple soft-scatterings approximation. A hard parton traversing the medium interacts with various scattering centres and splits into an outgoing parton as well as a radiated gluon (Fig. 8). The propagation of the traversing parton and radiated gluons is expressed using Green's functions which are obtained by a path integral over the fields. The final outcome of the approach is a complex analytical expression for the radiated gluon energy distribution $\omega dI/d\omega$ as a function of the transport coefficient \hat{q} , Eq. (2), defined perturbatively as [75]:

$$\hat{q} \equiv \rho \int d^2k_{\perp} k_{\perp}^2 \frac{d\sigma}{d^2k_{\perp}}, \quad (24)$$

where ρ is the medium density of scattering centres (mainly gluons), k_{\perp} is the transverse momentum of the radiated gluon, and $d\sigma$ is the differential parton-medium

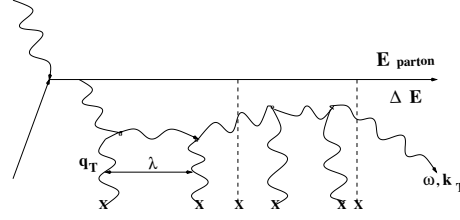


Fig. 8. Typical gluon radiation diagram in the BDMPS approach [25].

cross section. The medium-modified parton-to-hadron fragmentation functions are modelled as

$$\mathcal{D}_{i \rightarrow h}^{med}(z', Q^2) = P_E(\varepsilon; \hat{q}) \otimes \mathcal{D}_{i \rightarrow h}^{vac}(z, Q^2), \quad (25)$$

where the *quenching weights* $P_E(\varepsilon; \hat{q})$ – computed by Armesto, Salgado and Wiedemann (ASW) [59, 76, 77] – encode the probability (assumed Poissonian) that the propagating parton loses a fraction of energy $\varepsilon = \Delta E/E$ due to n gluon emissions

$$P_E(\varepsilon; \hat{q}) = \sum_{n=0}^{\infty} \frac{1}{n!} \left[\prod_{i=1}^n \int d\omega_i \frac{dI^{med}(\hat{q})}{d\omega} \right] \delta \left(\varepsilon - \sum_{i=1}^n \frac{\omega_i}{E} \right) \exp \left[- \int d\omega \frac{dI^{med}}{d\omega} \right]. \quad (26)$$

The quenching weights have been implemented in a Monte Carlo model, the Parton-Quenching-Model (PQM) [78, 79] accounting for a realistic description of the parton production points in a *static* QGP. The transport coefficient \hat{q} is used as the fit parameter for the data. The longitudinal expansion of the plasma can be taken into account by rescaling the transport coefficient according to the following law [58]:

$$\langle \hat{q} \rangle = \frac{2}{L^2} \int_{\tau_0}^{\tau_0+L} d\tau (\tau - \tau_0) \hat{q}(\tau) \quad (27)$$

where $\hat{q}(\tau) = \hat{q}(\tau_0) (\tau_0/\tau)^\alpha$ and α characterises the time-dependence of the plasma density: $\rho(\tau) \propto \tau^{-\alpha}$. A purely longitudinal (or Bjorken) expansion corresponds to $\alpha = 1$, and is often assumed in phenomenological applications. When $\tau_0 \ll L$, Eq. (27) reduces to $\langle \hat{q} \rangle \simeq \hat{q}(\tau_0) 2\tau_0/L$ [75].

DGLV

The Gyulassy–Lévai–Vitev (GLV) [80, 60, 26, 61] (aka DGLV [62, 29]) approach calculates the parton energy loss in a dense deconfined medium consisting, as in the BDMPS approach, of almost static (i.e. heavy) scattering centres (Fig. 9) producing a screened Coulomb (Yukawa) potential. Although both approaches are equivalent [27, 59, 82], at variance with the BDMPS *multiple-soft* bremsstrahlung, GLV starts from the *single-hard* radiation spectrum which is then expanded to account for gluon emission from multiple scatterings via a recursive diagrammatic procedure [26]. The traversing parton gains a transverse momentum \mathbf{q}_\perp and radiates (before or after the scattering) a gluon with a certain momentum $\mathbf{k} = (\omega, \frac{k^2}{\omega} \mathbf{k}_\perp)$. The gluon differential distribution at first-order in opacity [60] is

$$\omega \frac{dI^{(1)}}{d\omega dk_\perp^2} = \omega \frac{dI^{(0)}}{d\omega dk_\perp^2} \frac{L}{\lambda_g} \int_0^{q_{max}^2} d^2 q_\perp \frac{m_D^2}{\pi(q_\perp^2 + m_D^2)^2} \frac{2\mathbf{k}_\perp \cdot \mathbf{q}_\perp (k - q_\perp)^2 L^2}{16\omega^2 + (k - q_\perp)_\perp^4 L^2}, \quad (28)$$

where λ_g is the mean free path of the radiated gluon. Applying the aforementioned recursive procedure, one obtains the gluon distribution to finite order ($N \geq 1$) in opacity. Each emission at a given opacity is assumed independent and a probabilistic

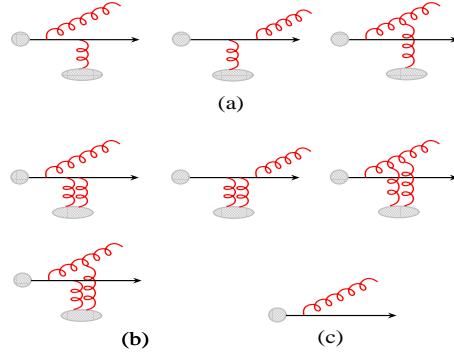


Fig. 9. Diagrams contributing to the lowest order in the opacity energy loss expansion [81].

scheme is set up wherein, identically to Eq. (26), the parton loses an energy fraction ϵ in n tries with a Poisson distribution [61],

$$P_n(\epsilon, E) = \frac{e^{-\langle N^g \rangle}}{n!} \prod_{i=1}^n \left[\int d\omega_i \frac{dI}{d\omega_i} \right] \delta(\epsilon E - \sum_{i=1}^n \omega_i), \quad (29)$$

where, $\langle N^g \rangle$ is the mean number of gluons radiated per coherent interaction set. Summing over n gives the probability $P(\epsilon)$ for an incident parton to lose a momentum fraction ϵ due to its passage through the medium. This is then used to model a medium-modified FF, by shifting the energy fraction available to produce a hadron in a similar way as Eq. (25). The key medium property to be obtained from the fits to the experimental data, is the initial gluon density dN^g/dy , after accounting for longitudinal expansion of the plasma. Note that the density of colour charges of a cylinder of plasma with “length” τ and surface A_\perp , is $\rho \approx dN^g/dy/(\tau A_\perp)$.

Higher Twist (HT)

The higher-twist approximation [83, 84, 85, 63, 64, 65] describes the multiple scattering of a parton as power corrections to the leading-twist cross section (Fig. 10). These corrections are enhanced by the medium-length L and suppressed by the power of the hard scale Q^2 . Originally, this approach was applied to calculate the medium corrections to the total cross section in nuclear deep-inelastic eA scattering.

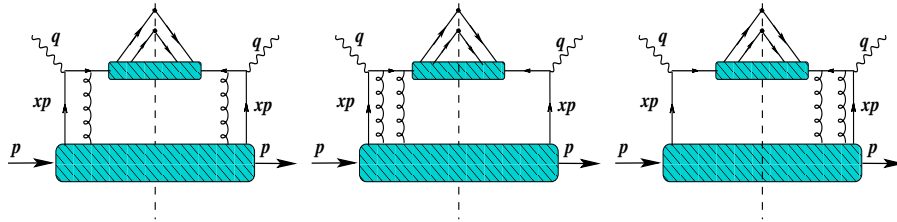


Fig. 10. Higher-twist contributions to quark scattering in a medium (hatched area) [86].

The scheme allows one to compute multiple Feynman diagrams such as those in Fig. 10 which are then combined coherently to calculate the modification of the fragmentation function directly as a medium-dependent *additive* contribution, $\mathcal{D}_{i \rightarrow h}^{med} = \mathcal{D}_{i \rightarrow h}^{vac} + \Delta \mathcal{D}_{i \rightarrow h}^{med}$, with

$$\Delta \mathcal{D}_{i \rightarrow h}^{med}(z, Q^2) = \int_0^{Q^2} \frac{dk_\perp^2}{k_\perp^2} \frac{\alpha_s}{2\pi} \left[\int_{z_h}^1 \frac{dx}{x} \sum_{j=q,g} \left\{ \Delta \mathcal{P}_{i \rightarrow j}^{med} \mathcal{D}_{j \rightarrow h} \left(\frac{z_h}{x} \right) \right\} \right]. \quad (30)$$

Here, $\Delta P_{i \rightarrow j} \propto P_{i \rightarrow j} C_A \alpha_s T_{qg}^A$ represents the medium-modified splitting function of parton i into j (a momentum fraction x is left in parton j and the radiated gluon or quark carries away a transverse momentum k_\perp). The entire medium effects are incorporated in the nuclear quark-gluon correlation T_{qg}^A term. The normalisation C of this correlator is set by fitting to one data point from which one can directly calculate the medium-modified FFs and then the final hadron spectrum. The parameter C can also be used to calculate the average energy loss suffered by the parton.

AMY

The Arnold–Moore–Yaffe (AMY) [69, 87, 88, 71, 72] approach describes parton energy loss in a hot equilibrated QGP, where a hierarchy $T \gg gT \gg g^2T$ is assumed. The hard parton scatters off other partons in the medium, leading to momentum transfers of $\mathcal{O}(gT)$ and inducing collinear radiation. Multiple scatterings of the incoming (outgoing) parton and the radiated gluon are combined to get the leading-order gluon radiation rate. One essentially calculates the imaginary parts of ladder diagrams such as those shown in Fig. 11, by means of integral equations which yield the $1 \rightarrow 2$ tran-

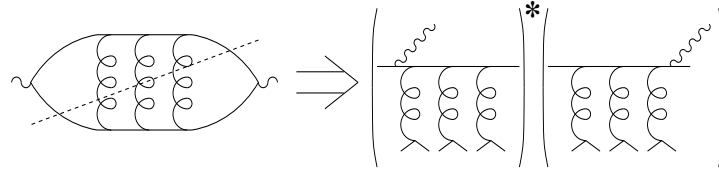


Fig. 11. A typical ladder diagram in a thermal medium in the AMY formalism [88].

sition rates Γ_{bg}^a of a hard parton a into a radiated gluon g and another parton b . These rates, with T -dependent Bose-Einstein (for gluons) and Fermi-Dirac (for quarks) exponential factors for the medium partons, are then used to evolve the original distributions over the medium length by means of a Fokker-Planck like equation [71]

$$\frac{dP_a(p)}{dt} = \int dk \sum_{b,c} \left[P_b(p+k) \frac{d\Gamma_{ac}^b(p+k,p)}{dkdt} - P_a(p) \frac{d\Gamma_{bc}^a(p,k)}{dkdt} \right]. \quad (31)$$

The medium modified FF are obtained from the convolution of the vacuum FF with the hard parton distributions when exiting the plasma [72]:

$$\mathcal{D}_{a \rightarrow h}^{med}(z) = \int dp_f \frac{z'}{z} \sum_a P_a(p_f; p_i) \mathcal{D}_{a \rightarrow h}^{vac}(z'), \quad (32)$$

where $z = p_h/p_i$ and $z' = p_h/p_f$, with p_i and p_f the momenta of the hard partons immediately after the hard scattering and prior to exit from the medium respectively. The model of the medium is essentially contained in the space-time profile chosen for the initial temperature T appearing in the transition rates.

Model comparison

The four energy-loss formalisms discussed above can be roughly divided into two groups. Those calculating the radiated gluon spectrum i.e. the energy lost by the initial parton (BDMPS/ASW and GLV) and those determining directly the change in the final distribution of the traversing partons (Higher Twist and AMY). Each approach has its advantages and disadvantages:

- *ASW* and *GLV*: Both are applicable to thin and thick media (confined or deconfined), but they do not account for the energy flow *into* the medium.
- *Higher Twist*: It can directly compute the medium-modified fragmentation functions, and allows for the study of multi-hadron correlations, but the formalism is more appropriate for thin than thick media.
- *AMY*: It is the only framework that accounts for processes where a thermal gluon or quark is absorbed by a hard parton, and elastic losses can be included in a simple way, but it does not take into account vacuum radiation (nor vacuum-medium interference) and its application to non-thermalised media is questionable.

All four schemes have independently made successful comparisons to the available data (see Fig. 12 and coming Sections). The outcome of the models is one parameter tuned to ideally fit all experimental observables: $\langle \hat{q} \rangle$ in the BDMPS/ASW scheme, the initial dN^g/dy density in GLV, the C correlator normalization (or energy loss ϵ_0) in HT, and the temperature T in AMY. All jet-quenching observables in $AuAu$ collisions at $\sqrt{s_{NN}} = 200$ GeV can only be reproduced with medium parameters consistent with a QGP at temperatures above the QCD phase transition ($T_{crit} \approx 0.2$ GeV). The analytical results of the different schemes under “controlled” situations are in principle equivalent, see e.g. [7]. Yet, the detailed comparison of the phenomenological results of the models is not always straightforward as they

- use different approximations in their calculations (e.g. running-coupling, or fixed to $\alpha_s = 0.3, 0.5$),
- do not always include the same list of physics processes (e.g. ΔE_{coll} is neglected in some cases),
- choose different fitting parameters to characterise the medium (see above), and
- the space-time profile of the quenching medium is not always equivalent (e.g. static-plasma with average path-length vs. 1D Bjorken expansion or vs. full 3D hydrodynamical evolutions with varying thermalisation times τ_0).

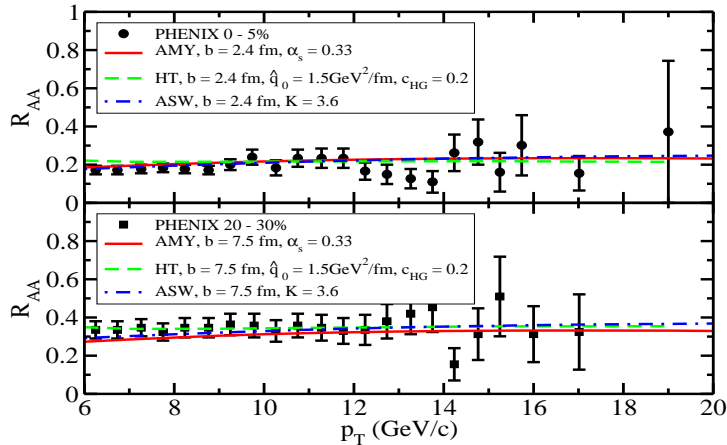


Fig. 12. Suppression factor for high- p_T pions in central (top) and semicentral (bottom) $AuAu$ collisions at RHIC [89] compared to AMY, HT and ASW energy loss calculations [90].

The quantitative consistency of the different schemes has been investigated within a 3-dimensional hydrodynamics approach (Fig. 12) [90] linking the various medium properties via thermodynamical relations and using the same space-time evolution. Yet, the extracted \hat{q} values still differ by factors of 2 – 3 (see Section 4.2a). At least part of the uncertainty is due to the relative insensitivity of the \hat{q} parameter

to the irreducible presence of hadron from (unquenched) partons emitted from the surface of the plasma [91]. Additional constraints on \hat{q} can be placed by requiring also the model reproduction of the suppressed *dihadron* azimuthal correlations (see Section 5.1).

3.3 Jet quenching Monte Carlo’s

Ultimately, the energy loss schemes discussed in the previous Section are all based on a final energy-rescaling of the vacuum parton-to-hadron fragmentation functions (Fig. 7). Recently, attempts to reformulate parton energy loss as a medium-modification of the perturbative *evolution* of the fragmentation functions have been implemented in Monte Carlo (MC) models [92, 93, 94, 95]. Such MC approaches allow one to address more detailed experimental observables such as the particle and energy flows within a jet. The DGLAP scale-dependence (Q^2 -evolution) equation of the FFs reads

$$\frac{\partial \mathcal{D}_{i \rightarrow h}(x, Q^2)}{\partial \log Q^2} = \sum_j \int_x^1 \frac{dz}{z} \frac{\alpha_s}{2\pi} P_{i \rightarrow j}(z) \mathcal{D}_{j \rightarrow h}(x/z, Q^2), \quad (33)$$

with splitting functions $P_{i \rightarrow j}(z)$, Eq. (10). The probabilistic nature of parton showering – with a *Sudakov factor* $\exp[-\int dQ/Q^2 \int \alpha_s/2\pi P_{i \rightarrow j}(z, Q^2) dz]$ giving the probability that a parton evolves from virtualities Q_1 to Q_2 without branching – can be easily implemented in MC codes which compute the virtuality and energy fraction of a parton at each branching point with proper energy-momentum conservation. Parton showers are a basic ingredient of event generators such as PYTHIA [96] or HERWIG [97] often used to compare the experimental jet data to the details of the underlying QCD radiation pattern. Medium effects can be easily included by e.g. modifying the splitting functions in Eq. (33). HYDJET [98, 99] was the first MC code which incorporated medium effects via a PYQUEN routine which modifies the standard PYTHIA branching algorithm to include radiative and elastic energy losses. More recent developments like Q-PYTHIA and Q-HERWIG [34] change the DGLAP evolution of these two parton-shower MCs. The JEWEL MC [93] implements elastic scattering in DGLAP evolution plus radiative energy loss through a multiplicative constant in the infrared part of the splitting functions [33], whereas YAJEM [95] increases the virtuality of the traversing partons (i.e. their probabilities to radiate) in PYTHIA according to the medium \hat{q} .

3.4 Parton energy loss in AdS/CFT

So far, we have discussed perturbative calculations of parton energy loss in an ideal QGP. Yet, the medium produced at RHIC has temperatures $\mathcal{O}(2T_{crit})$ in a domain where lattice QCD [2] still predicts large deviations with respect to the asymptotic ideal-gas behaviour. Many experimental signals at RHIC are consistent with the formation of a *strongly-coupled* plasma (sQGP) [100, 101, 102]. Such a regime is theoretically treatable via the Anti-de-Sitter/Conformal-Field-Theory (AdS/CFT) correspondence between weakly-coupled gravity and strongly-coupled gauge theories [103].

The AdS/CFT correspondence conjectures that string theories described in an Anti-de-Sitter space²³ times a 5-dimensional sphere ($AdS_5 \times S_5$) are equivalent to a conformal field theory (CFT), defined on the 4-dimensional boundary of this space. A particularly useful case is $\mathcal{N} = 4$ Super-Symmetric Yang Mills (SYM)²⁴

²³ AdS_5 is a 5-dimensional space with constant and negative curvature.

²⁴ SYM is a quantum-field $SU(N_c)$ theory like QCD ($\mathcal{N} = 4$ indicates 4 additional supercharges) but dissimilar from QCD in many aspects: extra SUSY degrees of freedom, no running coupling, no confinement, ... Yet, such differences “wash out” at finite- T [104].

at strong coupling g_{YM} and large number of colours N_c (i.e. at large 't Hooft coupling $\lambda = g_{YM}^2 N_c \gg 1$) which is dual to supergravity in a curved space-time. The string coupling g_s , the curvature radius R of the AdS metric, and the string tension $(2\pi\alpha')^{-1}$ are related to the SYM quantities via: $R^2/\alpha' = \sqrt{\lambda}$, and $4\pi g_s = g_{YM}^2 = \lambda/N_c$. Essentially, taking the large N_c limit at fixed λ (i.e. weakly coupled gravity: $g_s \rightarrow 0$) and the large λ limit (i.e. weakly curved space and large string tension), the SYM theory can be described by classical gravity in a 5-D space. By virtue of such a duality, one can carry out analytical calculations of gravity, which can then be mapped out “holographically” to the *non-perturbative* dynamics of the gauge (QCD-like) theory.

One can further exploit the AdS/CFT correspondence for theories at *finite-temperature*, by replacing the AdS_5 space by an AdS Schwarzschild black-hole. The temperature of the gauge theory is then equal to the black-hole Hawking temperature: $T = r_0/(\pi R^2)$, where r_0 is the coordinate of the black-hole horizon. Recent applications of this formalism in the context of heavy-ions physics have led to the determination of transport properties of strongly-coupled (SYM) plasmas – such as its viscosity [105], the \hat{q} parameter [106], and the heavy-quark diffusion coefficients [107, 108, 109, 110] – from simpler black hole thermodynamics calculations.

In the case of jet quenching calculations [111, 112], one can express the propagation of a parton through a medium in terms of Wilson lines. The \hat{q} parameter is identified with the coefficient in the exponential of an adjoint Wilson loop averaged over the medium length: $\langle W^A(C) \rangle \propto \exp[\hat{q}L]$ [106]. One then evaluates the gravity dual of this Wilson loop given by the classical action of a string stretching in an $AdS_5 \times S_5$ space with a Schwarzschild black hole background. After solving the equations of motion of the string, the \hat{q} parameter is found to be

$$\hat{q}_{sym} = \frac{\pi^{3/2}\Gamma(\frac{3}{4})}{\Gamma(\frac{5}{4})} \sqrt{g^2 N_c T^3}. \quad (34)$$

Though this result is computed in the infinite coupling and number of colours limits, typical values of $\alpha_s = 0.5$ and $N_c = 3$ lead to $\hat{q} = 4.5 - 20.7 \text{ GeV}^2/\text{fm}$ for $T = 0.3 - 0.5 \text{ GeV}$ [112], consistent with phenomenological fits of the RHIC data [91]. There have been also AdS/CFT-based calculations [107, 108, 109, 110] of the transport properties of a *heavy* quark, described by a semiclassical string in the gravity theory, such as its diffusion constant in a $\mathcal{N} = 4$ SYM plasma [108]

$$D \approx \frac{0.9}{2\pi T} \left(\frac{1.5}{\alpha_s N_c} \right)^{1/2}, \quad (35)$$

which agrees with the drag coefficient, see Eq. (3), computed independently.

4 High- p_T leading hadron suppression: data vs. theory

The simplest empirically testable (and theoretically computable) consequence of jet quenching in heavy-ion collisions is the suppression of the single inclusive high- p_T hadron spectrum relative to that in proton-proton collisions. Since most of the energy of the fragmenting parton goes into a single *leading* hadron, QCD energy loss was predicted to result in a significantly suppressed production of high- p_T hadrons ($R_{AA} \ll 1$) [24]. We compare in this Section the existing measurements of large- p_T hadroproduction in pp and AA collisions, and discuss their agreement with jet quenching models.

4.1 High- p_T hadron spectra in proton-proton and proton-nucleus collisions

Figure 13 collects several p_T -differential inclusive cross sections measured at RHIC in pp collisions at $\sqrt{s} = 200$ GeV: jets [113], charged hadrons [114], neutral pions [115], direct photons [116], and D, B mesons (indirectly measured via inclusive e^\pm from their semileptonic decays) [117] at central rapidities ($y = 0$), and negative hadrons at forward pseudorapidities ($\eta = 3.2$) [118]. The existing measurements cover 9 orders of magnitude in cross section (from 10 mb/GeV² down to 1 pb/GeV²), and broad ranges in transverse momentum (from zero for D, B mesons up to 45 GeV/c, a half of the kinematical limit, for jets) and rapidity ($\eta = 0 - 3.2$).

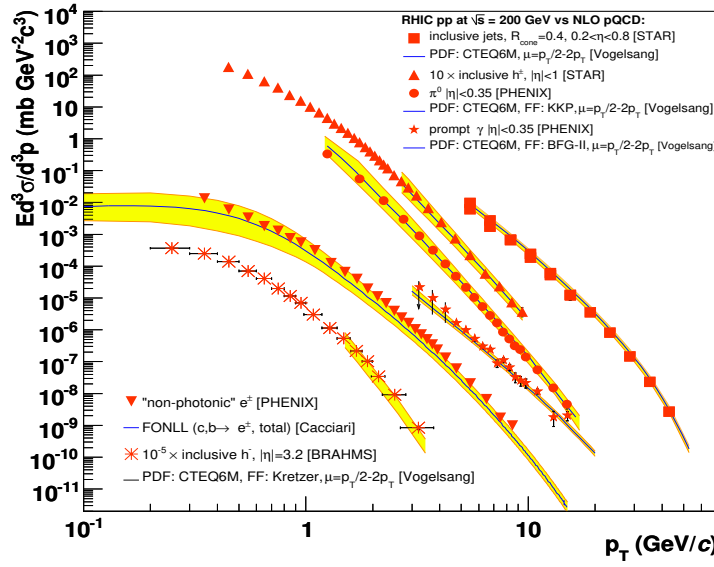


Fig. 13. Compilation of hard cross sections in pp at $\sqrt{s} = 200$ GeV measured by STAR [113, 114], PHENIX [115, 116, 117], and BRAHMS [118] (10%-30% syst. uncertainties not shown for clarity) compared to NLO [119, 120] and NLL [121] pQCD predictions (yellow bands).

Standard next-to-leading-order (NLO) [119, 120] or resummed next-to-leading log (NLL) [121] pQCD calculations (yellow bands in Fig. 13) with recent proton PDFs [122], fragmentation functions [123, 124], and with varying factorisation-renormalisation scales ($\mu = p_T/2 - 2p_T$) reproduce well the pp data. This is true even in the semi-hard range $p_T \approx 1 - 4$ GeV/c, where a perturbative description would be expected to give a poorer description of the spectra. These results indicate that the hard QCD cross sections at RHIC energies are well under control both experimentally and theoretically in their full kinematic domain.

Not only the proton-proton hard cross sections are well under theoretical control at RHIC but the hard yields measured in deuteron-gold collisions do not show either any significant deviation from the perturbative expectations. Figure 14 shows the nuclear modification factors measured in dAu collisions at $\sqrt{s_{NN}} = 200$ GeV for high- p_T π^0 at $y = 0$ [125, 126]. The maximum deviation from the $R_{dAu} = 1$ expectation is of the order of $\sim 10\%$, well accounted for by standard pQCD calculations [127, 128] that include DGLAP-based parametrisations of nuclear PDFs [129] and/or a mild amount of initial-state p_T broadening [130] to account for a modest ‘‘Cronin enhancement’’²⁵ [131]. [The only exception to this behaviour is baryon (in particular,

²⁵ The ‘‘Cronin effect’’ is the observation of enhanced hadron production at $p_T \approx 1 - 7$ GeV/c in proton-nucleus compared to proton-proton collisions (see [130] for a recent review).

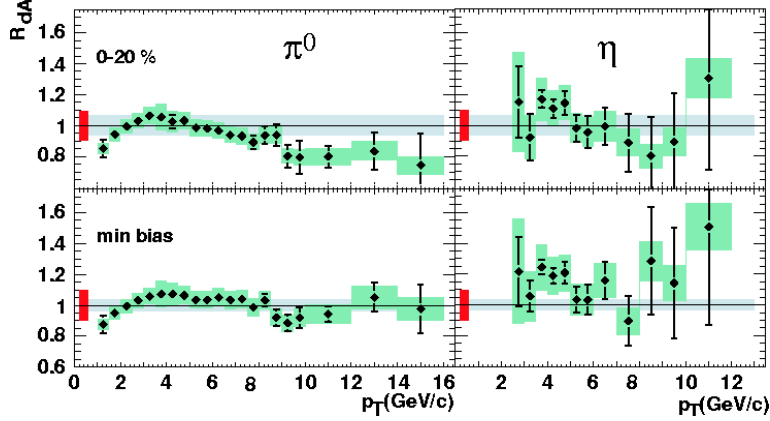


Fig. 14. Nuclear modification factors for high- p_T π^0 (left) and η (right) mesons at midrapidity in dAu collisions at $\sqrt{s_{NN}} = 200$ GeV [125, 126].

proton) production, which shows a *large* Cronin enhancement: $R_{dAu} = 1.5\text{-}2.0$ [132]. These data clearly confirm that around *midrapidity* at RHIC energies, the parton flux of the incident gold nucleus can be basically obtained by geometric superposition of the nucleon PDFs, and that the nuclear (x, Q^2) modifications of the PDFs are very modest²⁶. Since no dense and hot system is expected to be produced in dAu collisions, such results indicate that any value of R_{AA} different than $R_{dAu}^2 \approx 1 \pm 0.2$ potentially observed for hard probes in $AuAu$ collisions (at central rapidities) can only be due to *final-state* effects in the medium produced in the latter reactions.

4.2 High- p_T hadron spectra in nucleus-nucleus collisions

Among the most exciting results from RHIC is the large high- p_T hadron suppression ($R_{AA} \ll 1$) observed in central $AuAu$ compared to pp or dAu reactions. We discuss here the properties of the measured suppression factor and compare it to detailed predictions of parton energy loss models.

(a) Magnitude of the suppression: medium properties

Figure 15 shows the π^0 spectrum measured in pp collisions [134] compared to peripheral (left) and central (right) $AuAu$ spectra [89] at 200 GeV, as well as to NLO pQCD calculations [119]. Whereas the peripheral $AuAu$ spectrum is consistent with a simple superposition of individual NN collisions, the data in central $AuAu$ show a suppression factor of 4 – 5 with respect to this expectation. The amount of suppression is better quantified taking the ratio of both spectra in the nuclear modification factor, Eq. (23). Figure 16 compiles the measured $R_{AA}(p_T)$ for various hadron species and for direct γ in central $AuAu$ collisions at $\sqrt{s_{NN}} = 200$ GeV.

Above $p_T \approx 5$ GeV/c, π^0 [139], η [135], and charged hadrons [114, 140] (dominated by π^\pm [140]) show all a common factor of ~ 5 suppression relative to the $R_{AA} = 1$ expectation that holds for hard probes, such as direct photons, which do not interact with the medium [136]. The fact that $R_{AA} \approx 0.2$ irrespective of the nature of the finally produced hadron is consistent with a scenario where final-state energy loss of the *parent* parton takes place *prior* to its fragmentation into hadrons in the vacuum according to *universal* (but energy-rescaled) FFs. The suppression factor at

²⁶ The same is not true at *forward* rapidities where gluon saturation effects in the Au PDFs play an important role (see e.g. [133] and references therein).

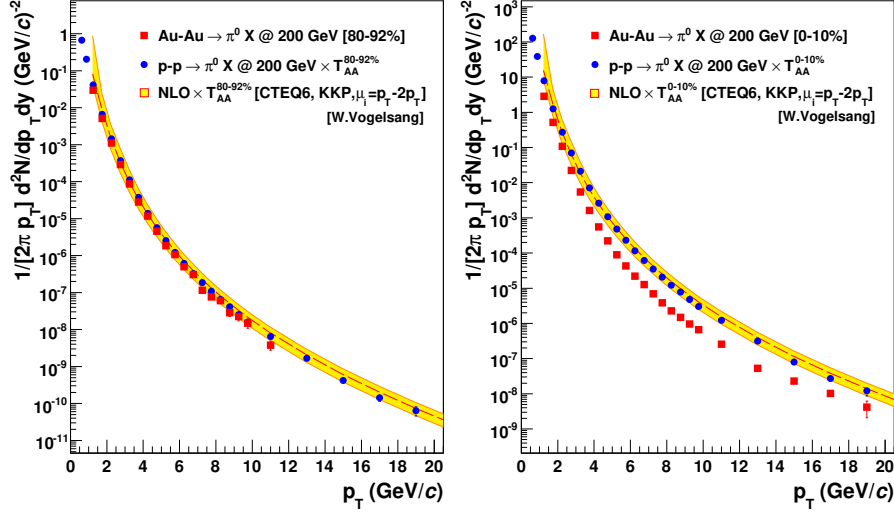


Fig. 15. Invariant π^0 yields measured by PHENIX in peripheral (left) and central (right) $AuAu$ collisions (squares) [89], compared to the $(T_{AA}$ -scaled) $pp \rightarrow \pi^0 + X$ cross section (circles) [134] and to a NLO pQCD calculation (curves and yellow band) [119].

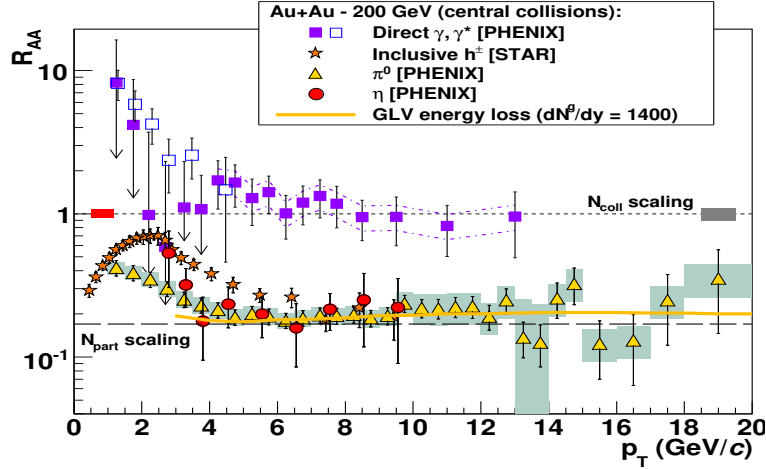


Fig. 16. $R_{AA}(p_T)$ measured in central $AuAu$ at 200 GeV for π^0 [89] and η [135] mesons, charged hadrons [114], and direct photons [136, 137] compared to theoretical predictions for parton energy loss in a dense medium with $dN^s/dy = 1400$ (yellow curve) [138].

top RHIC energies is very close to the “participant scaling”, $(N_{part}/2)/N_{coll} \approx 0.17$, expected in the strong quenching limit where only hadrons coming from partons produced at the *surface* of the medium show no final-state modifications in their spectra [141]. From the R_{AA} one can approximately obtain the fraction of energy lost, $\epsilon_{loss} = \Delta p_T/p_T$, via

$$\epsilon_{loss} \approx 1 - R_{AA}^{1/(n-2)}, \quad (36)$$

when the $AuAu$ and pp invariant spectra are both a power-law with exponent n , i.e. $1/p_T dN/dp_T \propto p_T^{-n}$ [142]. At RHIC ($n \approx 8$, $R_{AA} \approx 0.2$), one finds $\epsilon_{loss} \approx 0.2$.

The high- p_T $AuAu$ suppression can be well reproduced by parton energy loss models that assume the formation of a very dense system with initial gluon rapidity densities $dN^s/dy \approx 1400$ (yellow line in Fig. 16) [138], transport coefficients $\langle \hat{q} \rangle \approx 13$ GeV²/fm (red line in Fig. 17, left) [78], or plasma temperatures

$T \approx 0.4$ GeV [72]. The quality of agreement between the theory and data has been studied in detail in [89, 143] taking into account the experimental (though not theoretical) uncertainties. The PHENIX π^0 suppression data allows one to constrain the transport coefficient of the PQM model [78] $\langle \hat{q} \rangle$ as $13.2^{+2.1}_{-3.2}$ and $^{+6.3}_{-5.2}$ GeV²/fm at the one and two standard-deviation levels (Fig. 17, right).

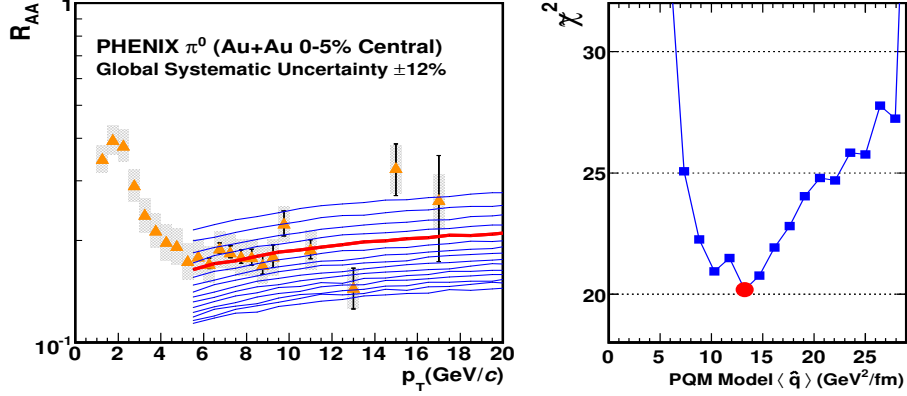


Fig. 17. Left: $R_{AA}(p_T)$ for neutral pions in central $AuAu$ collisions (triangles) [89] compared to PQM predictions [78] for varying values of the \hat{q} coefficient (red curve, best fit for $\langle \hat{q} \rangle = 13.2$ GeV²/fm). Right: Corresponding (data vs. theory) χ^2 values for the PQM \hat{q} parameters that fit the data points on the left plot [143].

The consistency between the extracted \hat{q} , dN^g/dy and T values in the various models can be cross-checked considering the simple case of a gluon traversing a thermalised gluon plasma. The transport coefficient, Eq. (2), is the product of the medium particle density, the medium Debye-mass, and the parton-medium cross section. Taking $\sigma_{gg} = 9\pi\alpha_s^2/(2m_D^2)$ with $\alpha_s = 0.5$ for the latter, one has a simple relation²⁷ between \hat{q} and ρ :

$$\hat{q}[\text{GeV}^2/\text{fm}] = m_D^2 \times \sigma \times \rho = m_D^2 \times 9\pi\alpha_s^2/(2m_D^2) \times \rho \approx 0.14 K \rho[\text{fm}^{-3}], \quad (37)$$

where we introduce a K -factor to account for possible higher-order scatterings not included in the LO perturbative expression for σ_{gg} . For an ideal ultrarelativistic gas, the particle density scales with the cube of the temperature as $\rho \approx \text{ndf}/9 \cdot T^3$. For a pure gluon plasma (with $\text{ndf} = 16$ degrees of freedom), $\rho[\text{fm}^{-3}] \approx 260 \cdot (T[\text{GeV}])^3$, and one can write Eq. (37) as:

$$\hat{q}[\text{GeV}^2/\text{fm}] \approx 36 K \cdot (T[\text{GeV}])^3 \quad (38)$$

In addition, from the relation $\rho[\text{fm}^{-3}] \approx 1.9 \cdot (\epsilon[\text{GeV}/\text{fm}^3])^{3/4}$ between particle and energy densities, one can also express Eq. (37) as:

$$\hat{q}[\text{GeV}^2/\text{fm}] \approx 0.27 K \cdot (\epsilon[\text{GeV}/\text{fm}^3])^{3/4}. \quad (39)$$

In an expanding plasma, the density follows a power-law evolution as a function of time, $\rho = \rho_0 (\tau_0/\tau)^\alpha$, and thus so does the transport coefficient (37):

$$\hat{q}(\tau)[\text{GeV}^2/\text{fm}] \approx 0.14 K \cdot \rho_0 \left(\frac{\tau_0}{\tau}\right)^\alpha = 0.14 K \cdot \frac{dN^g}{dV} \left(\frac{\tau_0}{\tau}\right) \approx 0.14 K \cdot \frac{1}{A_T} \frac{dN^g}{dy} \frac{1}{\tau}, \quad (40)$$

²⁷ Conversion between units is done multiplying by suitable powers of $\hbar c = 0.197$ GeV fm.

where for the two last equalities we have assumed a 1-dimensional (aka Bjorken) longitudinal expansion i.e. $\alpha = 1$ and $dV = A_T \tau_0 dy$, where $A_T [\text{fm}^2]$ is the transverse area of the system. Combining Eq. (40) with Eq. (27) that relates the *time-averaged* $\hat{q}(\tau)$ to that of a static medium with effective length L_{eff} , we finally get

$$\langle \hat{q} \rangle [\text{GeV}^2/\text{fm}] \approx 0.14 K \cdot \frac{2}{L_{\text{eff}}[\text{fm}] A_T [\text{fm}^2]} \cdot \frac{dN^g}{dy} \approx 1.4 \cdot 10^{-3} \cdot K \cdot \frac{dN^g}{dy}, \quad (41)$$

where, for the last equality, we use $L_{\text{eff}} \approx 2 \text{ fm}$ and $\langle A_T \rangle \approx 100 \text{ fm}^2$ for the overlap area in 0-10% most central $AuAu$. This approximate relation between the average transport coefficient and the original gluon density is only well fulfilled by the data (see Table 2 below) for very large $K \approx 7$ factors. The fact that the jet-quenching data favours an effective elastic parton-medium cross-section much larger than the LO perturbative estimate of $\sigma_{gg} \approx 1.5 \text{ mb}$, see Eq. (37), has been discussed many times in the literature – e.g. in the context of the strong partonic elliptic flow seen in the data [144] – and supports the strongly-coupled nature of the QGP produced at RHIC [102].

Equation (41) is just a simple order-of-magnitude estimate based on simplifying assumptions. A more detailed comparison of different energy-loss schemes within a realistic *3-dimensional* hydrodynamics evolution has been carried out in [145]. The extraction of a common \hat{q} parameter from the different model predictions relies on the use of (thermo)dynamical relationships such as Eqs. (38) or (39). The results for the ASW, AMY and HT schemes are shown in Table 1. The ASW calculations consistently predict a higher \hat{q} than AMY or HT. Seemingly, as of today, comparisons of model predictions to RHIC results for $R_{AA}(p_T)$ can only constrain \hat{q} within a factor of 2 – 3. The origin of such a large variability can be traced to a combination of (i) the relative insensitivity of using just a single-inclusive observable²⁸, $R_{AA}(p_T)$, in the data–model comparisons [91] (additional independent measurements place extra constraints on \hat{q} as discussed in Section 5.1), and (ii) the assumptions about the equation-of-state of the medium (and its time evolution) and the corresponding approximations relating its thermodynamical and transport properties. Genuine model differences (e.g. AMY accounts for collisional losses which are neglected in the purely radiative ASW approach) play also a role. A working group [146] has been recently created to clarify discrepancies among the formalisms.

Table 1. Transport coefficients \hat{q} derived in a 3-D hydro simulation of an expanding QGP with initial temperature $T_0 = 0.4 \text{ GeV}$ (at $\tau_0 = 0.6 \text{ fm}/c$) [145] with different parton energy loss implementations (ASW, HT and AMY schemes) that reproduce the high- p_T π^0 suppression observed in central $AuAu$ at RHIC [89]. The a, b exponents indicate two choices of scaling of $\hat{q}(\mathbf{r}, \tau)$ with the initial plasma temperature or energy-density: (a) $\hat{q}_0 \propto T_0^3(\mathbf{r}, \tau)$, and (b) $\hat{q}_0 \propto \varepsilon_0^{3/4}(\mathbf{r}, \tau)$. The PQM/ASW result (Fig. 17, $\langle \hat{q} \rangle$) for a *static* plasma is also listed for comparison.

	ASW	HT	AMY
\hat{q} (GeV^2/fm)	$10^{(a)} - 18.5^{(b)}, 13.2^{(PQM)}$	$2.3^{(a)} - 4.3^{(b)}$	$4.1^{(a)}$

²⁸ Irreducible parton production from the outer corona of the medium – which remains unsuppressed even for extreme densities in the centre – makes of $R_{AA}(p_T)$ a “fragile” observable [91].

(b) Centre-of-mass energy dependence

As one increases the centre-of-mass energy in nucleus-nucleus collisions, the produced plasma reaches higher energy and particle densities and the system stays longer in the QGP phase. Since $\Delta E_{loss} \propto dN^s/dy \propto dN_{ch}/d\eta$, and since the charged particle multiplicity in AA at midrapidity increases with collision-energy as [147]

$$dN_{ch}/d\eta \approx 0.75 \cdot (N_{part}/2) \cdot \ln(\sqrt{s_{NN}}[\text{GeV}]/1.5), \quad (42)$$

(where N_{part} is the number of nucleons participating in the collision), one naturally expects the hadron quenching (at a given centrality) to increase logarithmically with $\sqrt{s_{NN}}$. The actual “excitation function” of R_{AA} does not follow exactly the same c.m.-energy dependence of Eq. (42) because for increasing energies other factors play counteracting roles: (i) the lifetime of the quenching medium becomes longer (which enhances the energy loss), (ii) the parton spectrum becomes flatter (which leads to a comparatively *smaller* suppression for the same value of ΔE_{loss} , see below), and (iii) the relative fraction of quarks and gluons produced at a given p_T changes and so does the quenching factor (see Fig. 22 below and the discussion on the colour-factor dependence of the suppression).

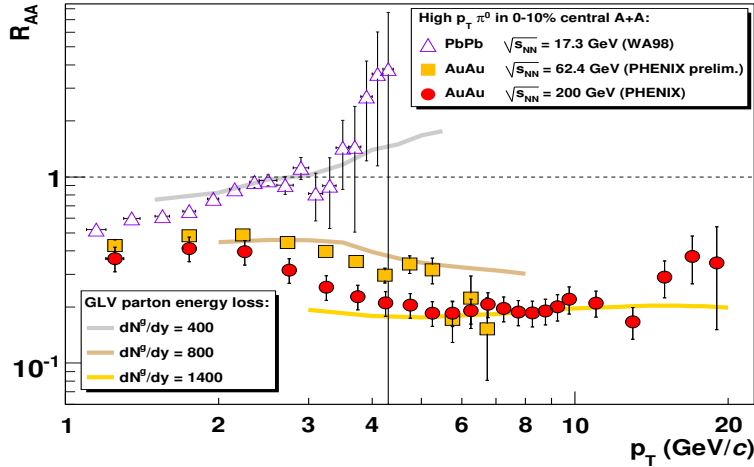


Fig. 18. Nuclear modification factor, $R_{AA}(p_T)$, for neutral pions in central $PbPb$ at $\sqrt{s_{NN}} = 17.3$ GeV [148, 149] and $AuAu$ at $\sqrt{s_{NN}} = 62.4$ GeV [150], 200 GeV [139]; compared to GLV energy loss calculations for initial gluon densities: $dN^s/dy = 400, 800, 1400$ [138, 151] respectively. Experimental normalisation errors, $\mathcal{O}(10\%–25\%)$, not shown.

Figure 18 compiles the measured $R_{AA}(p_T)$ for high- p_T π^0 measured in central AA collisions in the range $\sqrt{s_{NN}} \approx 20 - 200$ GeV compared to parton energy loss calculations that assume the formation of a QGP with initial gluon densities per unit rapidity in the range $dN^s/dy \approx 400 - 1400$ [138, 151] or, equivalently, averaged transport coefficients $\langle \hat{q} \rangle \approx 3.5 - 13$ GeV²/fm [78] (Table 2). The theoretical predictions reproduce very well the experimental data. The SPS data show an R_{AA} for central $PbPb$ which, though consistent with unity [149], is significantly suppressed compared to the “Cronin enhancement” observed for peripheral $PbPb$ and for pPb collisions [152]. The onset of the suppression must lie close to the highest energies reached at SPS, in a domain of c.m. energies that would be worth studying detailedly (including proper high- p_T pp reference measurements) in coming RHIC runs. At $\sqrt{s_{NN}} = 62$ GeV, the suppression is already comparatively large because, as

can be seen from Eq. (36), R_{AA} not only depends on ΔE_{loss} but also on the steepness (power-law exponent n) of the parton p_T spectrum: with decreasing $\sqrt{s_{NN}}$, the p_T spectra become steeper effectively leading to a comparatively *larger* suppression (i.e. smaller R_{AA}) for the *same* value of ΔE_{loss} .

In any case, it is interesting to remark that for each collision energy the values for dN^g/dy derived from the jet-quenching models are consistent with the final charged hadron density $dN_{ch}/d\eta$ measured in the reactions. This is expected in an isentropic²⁹ expansion process, where all the hadrons produced at midrapidity in a AA collision come directly from the original gluons released³⁰ in the collision:

$$\frac{dN^g}{dy} \approx \frac{N_{tot}}{N_{ch}} \left| \frac{d\eta}{dy} \right| \frac{dN_{ch}}{d\eta} \approx 1.8 \cdot \frac{dN_{ch}}{d\eta}. \quad (43)$$

This relationship is relatively well fulfilled by the data as can be seen by comparing the fourth and fifth columns of Table 2.

Table 2. Initial gluon densities dN^g/dy [138, 151], and transport coefficients $\langle \hat{q} \rangle$ [78, 153] for the dense media produced in central AA collisions at SPS and RHIC obtained from parton energy loss calculations reproducing the observed high- p_T π^0 suppression at each $\sqrt{s_{NN}}$. The measured charged particle densities at midrapidity, $dN_{ch}^{exp}/d\eta$ [147], are also quoted.

	$\sqrt{s_{NN}}$ (GeV)	$\langle \hat{q} \rangle$ (GeV ² /fm)	dN^g/dy	$dN_{ch}^{exp}/d\eta$
SPS	17.3	3.5	400	312 ± 21
RHIC	62.4	7.	800	475 ± 33
RHIC	130.	~ 11	~ 1000	602 ± 28
RHIC	200.	13	1400	687 ± 37

(c) p_T -dependence of the suppression

At RHIC top energies, the hadron quenching factor remains relatively constant from 5 GeV/c up to the highest transverse momenta measured so far, $p_T \approx 20$ GeV/c (see Figs. 16, 19). On rather general grounds [154], one expects a rise of R_{AA} with p_T for any model in which the energy loss probability does not strongly depend on the initial parton energy as more of the shift in energy becomes accessible. The detailed form of the rise is sensitive to the energy loss probability distribution, Eq. (26). The measured flatness of $R_{AA}(p_T)$ was not expected in various original analytical QCD energy-loss calculations including the LPM effect (see e.g. [156]) which instead predicted an R_{AA} slowly (logarithmically) increasing with p_T . However, the combined effect of (i) kinematics constraints (which modify the asymptotic ΔE_{loss} formulas), (ii) the steeply falling p_T spectrum of the scattered partons, and (iii) $\mathcal{O}(20\%)$ p_T -dependent (anti)shadowing differences between the proton and nuclear PDFs included in the various models [138, 78, 71, 91], do result in an effectively flat $R_{AA}(p_T)$ as found in the data.

The much larger kinematical range opened at LHC energies [155] will allow one to test the p_T -dependence of parton energy loss over a much wider domain than at RHIC. The GLV and PQM predictions for the charged hadron suppression in $PbPb$ at 5.5 TeV are shown in Fig. 19. Apart from differences in the *absolute* quenching factor, PQM seemingly predicts a *slower* rise of $R_{AA}(p_T)$ than GLV. The large

²⁹ Namely, expanding at constant entropy i.e. without extra particle production.

³⁰ We use: $N_{tot}/N_{ch} = 3/2$ and the Jacobian $|d\eta/dy| = E/m_T \approx 1.2$ for a mostly pionic system.

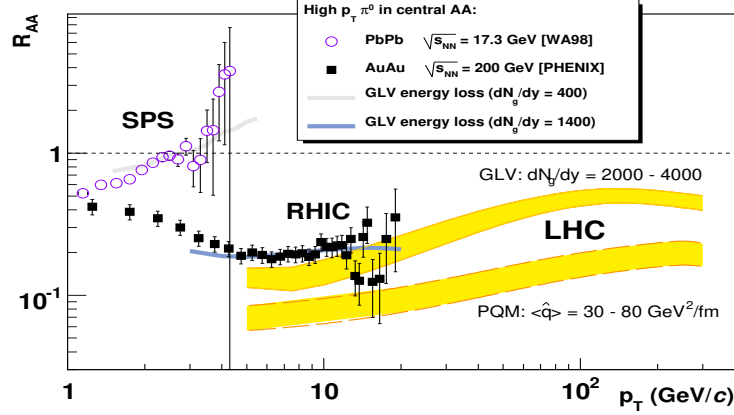


Fig. 19. $R_{AA}(p_T)$ for neutral pions at SPS [148, 149] and RHIC [89] compared to the suppression of charged hadrons in central $PbPb$ at the LHC ($\sqrt{s_{NN}} = 5.5$ TeV) predicted by the GLV ($dN^s/dy = 2000 - 4000$) [138, 155] and PQM ($\langle \hat{q} \rangle \approx 30 - 80 \text{ GeV}^2/\text{fm}$) [78, 155] models.

p_T reaches of the ALICE [157], ATLAS [158] and CMS [159] experiments (up to 300 GeV/c for the nominal luminosities) will allow them to test such level of model details.

(d) Centrality (system-size) dependence

The volume of the overlap zone in a heavy-ion collision can be “dialed” either by selecting a given impact-parameter b – i.e. by choosing more central or peripheral reactions – or by colliding larger or smaller nuclei. From Eq. (14), the relative amount of suppression depends³¹ on the effective mass number A_{eff} or, equivalently, on the number of participant nucleons in the collision N_{part} , as: $\varepsilon = \Delta E/E \propto A_{\text{eff}}^{2/3} \propto N_{\text{part}}^{2/3}$. Combining this expression with Eq. (36) yields [160]

$$R_{AA} = (1 - \kappa N_{\text{part}}^\alpha)^{n-2}, \quad \text{with } \alpha \approx 2/3, \text{ and } \kappa \text{ an arbitrary constant.} \quad (44)$$

Figure 20 (left) compares the measured high- p_T pion suppression in $CuCu$ and $AuAu$ at $\sqrt{s_{NN}} = 200$ GeV [161, 162]. Because of the large difference in the Cu ($A = 63$) and Au ($A = 197$) mass numbers, the same N_{part} value (i.e. the same overlap volume) implies very different collision geometries: a thin, elongated collision zone in $AuAu$, and a thicker, more spherical one in the $CuCu$ case. Yet, interestingly the average suppression in the two systems depends only on N_{part} . Fitting this dependence with expression (44) yields $\alpha = 0.56 \pm 0.10$, consistent with $\alpha \approx 0.6$ expected in detailed parton energy loss calculations [89, 160].

The right plot of figure 20 shows the $R_{AA}(p_T)$ measured in $CuCu$ at 22.4, 62.4, and 200 GeV [161]. The observed amount of suppression is roughly a factor of $(A_{Au}/A_{Cu})^{2/3} \approx 2$ lower than in $AuAu$ at the same energies (Fig. 18). The $R_{AA}(p_T)$ can be described by the GLV model with initial gluon densities $dN^s/dy \approx 100 - 370$ (the $CuCu$ enhancement at 22.4 GeV is actually consistent with a scenario *without* parton energy loss).

(e) Path-length dependence

The analytical *quadratic* dependence of the energy loss on the thickness of a *static* medium L , Eq. (12), becomes effectively a *linear* dependence on the *initial* value of

³¹ Since $dN^s/dy \propto dN_{ch}/dy \propto A_{\text{eff}} \propto N_{\text{part}}$, $L \propto A_{\text{eff}}^{1/3} \propto N_{\text{part}}^{1/3}$, and $A_{\perp} \propto A_{\text{eff}}^{2/3} \propto N_{\text{part}}^{2/3}$.

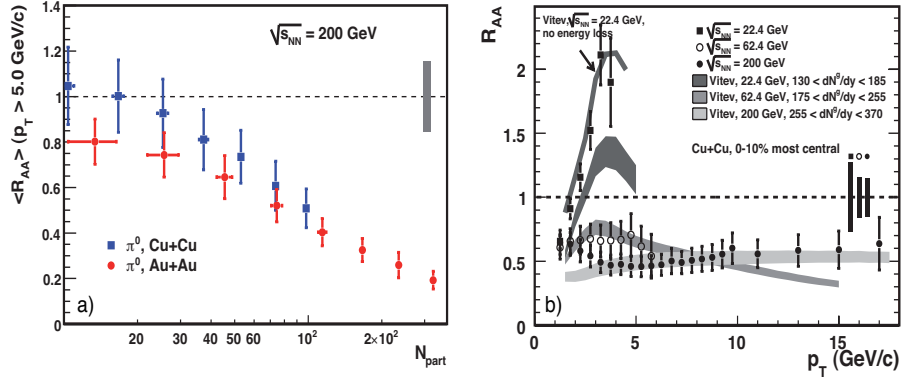


Fig. 20. Left: Centrality (N_{part}) dependence of the high- p_T π^0 suppression in $CuCu$ and $AuAu$ at 200 GeV [162]. Right: $R_{AA}(p_T)$ for π^0 in central $CuCu$ collisions at 22.4, 62.4 and 200 GeV compared to GLV calculations with initial gluon densities $dN^g/dy \approx 100 - 370$ [161].

L when one takes into account the expansion of the plasma, see Eq. (14). Experimentally, one can test the L -dependence of parton suppression by exploiting the spatial asymmetry of the system produced in non-central nuclear collisions (Fig. 21, left). Partons produced “in plane” (“out-of-plane”) i.e. along the short (long) direction of the ellipsoid matter with eccentricity ϵ will comparatively traverse a shorter (longer) thickness.

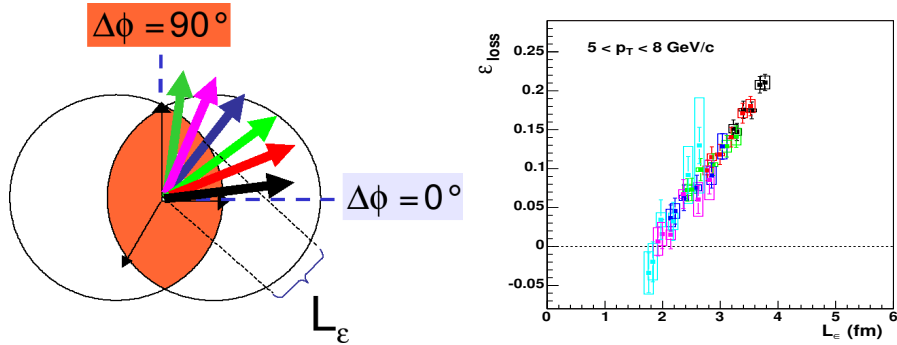


Fig. 21. Left: Effective thicknesses along various azimuthal directions with respect to the reaction plane in the overlap region of two heavy-ions. Right: Fraction of energy loss ϵ_{loss} versus effective path-length L_ϵ measured for high- p_T neutral pions in $AuAu$ at 200 GeV [142].

PHENIX [142, 163] has measured the high- p_T neutral pion suppression as a function of the angle with respect to the reaction plane, $R_{AA}(p_T, \phi)$. Each azimuthal angle ϕ can be associated with an average medium path-length L_ϵ via a Glauber model. Figure 21 (right) shows the measured fractional energy loss $\epsilon_{loss}(\phi)$, obtained via Eq. (36), as a function of L_ϵ for pions in the range $p_T = 5 - 8 \text{ GeV}/c$ (markers of different colours correspond to varying centralities, i.e. eccentricities ϵ). The energy loss is found to satisfy the expected $\Delta E_{loss} \propto L$ dependence above a minimum length of $L \approx 2 \text{ fm}$. The absence of suppression in the surface of the medium is explained as due to a geometric “corona” effect [164].

(f) Non-Abelian (colour factor) dependence

The amount of energy lost by a parton in a medium is proportional to its colour Casimir factor C_R , i.e. $C_A = 3$ for gluons, $C_F = 4/3$ for quarks. Asymptotically, the probability for a gluon to radiate another gluon is $C_A/C_F = 9/4$ times larger than for a quark and, thus, g -jets are expected to be more quenched than q -jets in a QGP. One can test such a genuine *non-Abelian* property of QCD energy loss in two ways:

- (1) by measuring hadron suppression at a *fixed* p_T for *increasing* \sqrt{s} [153, 165],
- (2) by comparing the suppression of high- p_T (*anti*)protons (coming mostly from gluon fragmentation) to that of *pions* (which come from both g and q, \bar{q}).

The motivation for (1) is based on the fact that the fraction of quarks and gluons scattered at midrapidity in a pp or AA collision at a *fixed* p_T varies with $\sqrt{s_{NN}}$ in a proportion given³² by the relative density of q, \bar{q} and g at the corresponding Bjorken $x = 2p_T/\sqrt{s}$ in the proton/nucleus. At large (small) x , the hadronic PDFs are dominated by valence-quarks (by “wee” gluons) and consequently hadroproduction is dominated by quark (gluon) scatterings. A full NLO calculation [119] (Fig. 22, left) predicts that hadrons with $p_T \approx 5$ GeV/c at SPS (LHC) energies are $\sim 100\%$ produced by quarks (gluons), whereas at RHIC they come 50%-50% from both species.

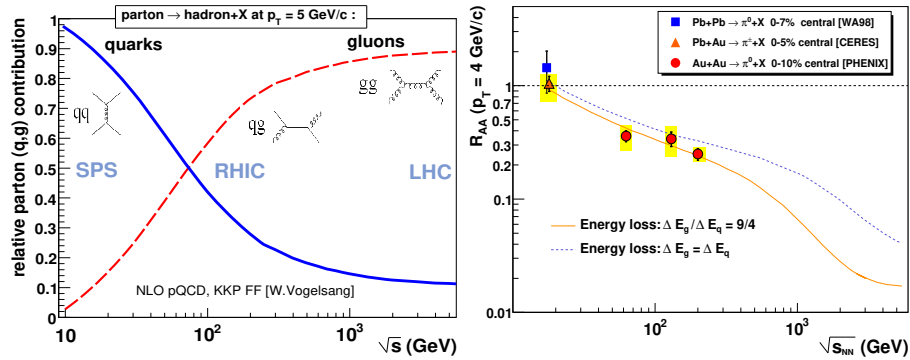


Fig. 22. Left: Relative fraction of quarks and gluons fragmenting into a hadron at $p_T = 5$ GeV/c in pp collisions in the range $\sqrt{s} = 10 - 5500$ GeV given by NLO pQCD [119]. Right: $R_{AA}(p_T = 4 \text{ GeV/c})$ for π^0 in central AA collisions as function of collision energy compared to non-Abelian (solid) and “non-QCD” (dotted) energy loss curves [153, 165].

Figure 22 (right) shows the R_{AA} for 4-GeV/c pions measured at SPS and RHIC compared to two parton energy loss curves, both normalised at the $R_{AA} \approx 1$ measured at SPS and extrapolated all the way up to LHC energies [165]. The lower curve shows the expected R_{AA} assuming the normal non-Abelian behaviour ($\Delta E_g/\Delta E_q = 9/4$). The upper (dotted) curve shows an arbitrary prescription in which quarks and gluons lose the same energy ($\Delta E_g = \Delta E_q$). Above $\sqrt{s_{NN}} \approx 100$ GeV, gluons take over as the dominant parent parton of hadrons with $p_T \approx 5$ GeV/c and, consequently, the R_{AA} values drop faster in the canonical non-Abelian scenario. The experimental high- p_T π^0 data thus supports the expected colour-factor dependence of $R_{AA}(\sqrt{s_{NN}})$ [153].

The second test of the colour charge dependence of hadron suppression is based on the fact that gluons fragment comparatively more into (anti)protons than quarks do. One would thus naively expect $R_{AA}^{p,\bar{p}} < R_{AA}^{\pi}$. The STAR results (Fig. 23, left)

³² The different “hardness” of quarks and gluons fragmenting into a given hadron at the corresponding $z = p_{hadron}/p_{parton}$ plays also a (smaller) role.

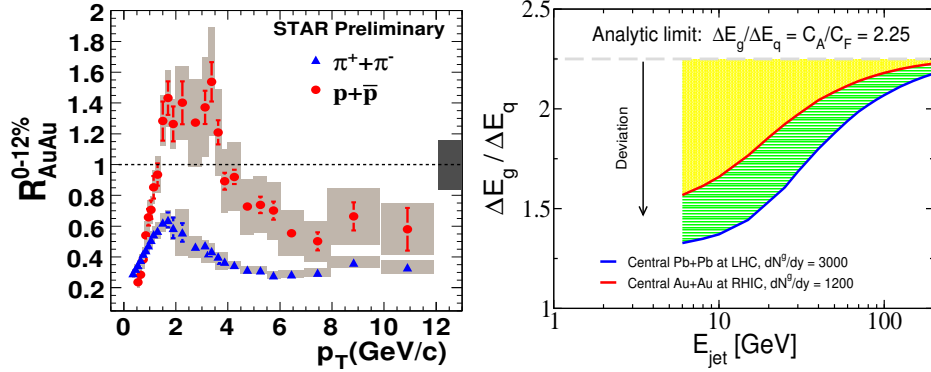


Fig. 23. Left: $R_{AA}(p_T)$ for pions and (anti)protons in central $AuAu$ at $\sqrt{s_{NN}} = 200$ GeV [166]. Right: Comparison between ΔE_g and ΔE_q in central collisions of large nuclei at RHIC and LHC showing large deviations from $\Delta E_g = 2.25\Delta E_q$ for finite parton energies [167].

are however seemingly at variance with this expectation: pions appear more suppressed than protons at high- p_T [166]. The use of (anti)protons as a reference for perturbative particle production is however questionable: p, \bar{p} are already found to be enhanced in dAu compared to pp collisions by a factor $\sim 50\% - 100\%$ for p_T 's as large as 7 GeV/c [132]. It is likely that there is an extra mechanism of baryon production, based e.g. on in-medium quark coalescence [168], which compensates for the energy loss suffered by the parent partons. It is also important to stress that the $\Delta E_g/\Delta E_q = 9/4$ expectation holds only for asymptotic parton energies. Finite energy constraints yield $\Delta E_g/\Delta E_q \approx 1.5$ for realistic kinematics (Fig. 23, right) [78, 167].

(g) Heavy-quark mass dependence

A robust prediction of QCD energy loss models is the hierarchy $\Delta E_Q < \Delta E_q < \Delta E_g$. Due to the dead-cone effect, the radiative energy loss for a charm (bottom) quark is $\sim 25\%$ (75%) less than for a light-quark (see Section 2.2). Surprisingly, PHENIX and STAR measurements of high- p_T electrons from the semi-leptonic decays of D - and B -mesons (Fig. 24) indicate that their suppression is comparable to that of light mesons: $R_{AA}(Q) \sim R_{AA}(q, g) \approx 0.2$ [169, 170, 171]. Such a low R_{AA} cannot be described by radiative energy loss calculations with the same initial gluon densities or transport coefficients needed to reproduce the quenched light hadron spectra [172, 173].

Various explanations have been proposed to solve such a ‘heavy flavor puzzle’:

- First, if only c quarks (three times more suppressed than the heavier b quarks) actually contributed to the measured high- p_T decay electron spectrum, then one would indeed expect $R_{AA}(c) \approx 0.2$ [77]. Yet, indirect measurements from PHENIX [175] and STAR [176] have confirmed the similar production yields of e^\pm from D and B decays above $p_T \approx 5$ GeV/c predicted by NLL pQCD [177].
- The heavy-quark suppression has revived the interest of computing *elastic* energy loss in a QGP [178, 179, 19, 180, 20]. As discussed in Sect. 2.2, ΔE_{coll} can indeed be a significant contribution for heavy quarks (see ‘rad.+coll.’ curves in Fig. 24, left).
- The strongly-coupled nature of the plasma at RHIC would lead, according to AdS/CFT calculations [107, 108, 109, 110, 181], to a larger heavy-quark momentum diffusion parameter than expected in perturbative approaches [182]. This could explain the larger charm/bottom quenching observed in the data.
- Two works [183, 184] have argued that the large charm-quark coalescence into Λ_c baryons (with a small semileptonic decay branching ratio) in the plasma

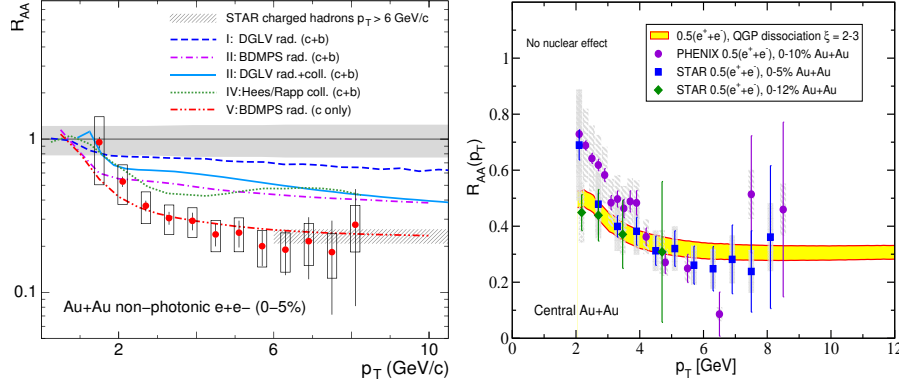


Fig. 24. $R_{AA}(p_T)$ for decay electrons from D and B mesons in central $AuAu$ at $\sqrt{s_{NN}} = 200$ GeV [169, 170, 171] compared to various radiative+elastic energy loss models for c and b quarks (left) and to a model of D and B meson dissociation in the plasma [174] (right).

would deplete the number of open-charm mesons, and correspondingly reduce the number of decay electrons, compared to pp collisions.

- The assumption of vacuum hadronisation (after in-medium radiation) implicit in all parton energy loss formalisms may well not hold in the case of a heavy quark. All existing quark-hadronisation time estimates [130] are inversely proportional to the mass m_h of the final produced hadron: the heavier the hadron, the fastest it is formed. In the rest frame³³ of the fragmenting heavy- Q , the formation time of D - and B -mesons [174]

$$\tau_{form} = \frac{1}{1 + \beta_Q \mathbf{k}^2 + (1-z)m_h^2 - z(1-z)m_Q^2} p^+, \quad \text{where } \beta_Q = p_Q/E_Q, \quad (45)$$

is of order $\tau_{form} \approx 0.4 - 1$ fm/c respectively. Thus, theoretically, one needs to account for both the energy loss of the heavy-quark as well as the possible dissociation of the heavy-quark *meson* inside the QGP. The expected amount of suppression in that case is larger and consistent with the data (Fig. 24, right).

5 High- p_T di-hadron ϕ, η correlations: data vs. theory

Beyond the leading hadron spectra discussed in the previous Section, detailed studies of the modifications of the jet structure in heavy-ion collisions have been addressed via high- p_T multi-particle (mostly di-hadron) ϕ, η correlations at RHIC (and to a lesser extent at SPS). Jet-like correlations are measured on a *statistical* basis by selecting high- p_T *trigger* particles and measuring the azimuthal ($\Delta\phi = \phi - \phi_{trig}$) and pseudorapidity ($\Delta\eta = \eta - \eta_{trig}$) distributions of *associated* hadrons ($p_T^{assoc} < p_T^{trig}$) relative to the trigger:

$$C(\Delta\phi, \Delta\eta) = \frac{1}{N_{trig}} \frac{d^2 N_{pair}}{d\Delta\phi d\Delta\eta}. \quad (46)$$

Combinatorial background contributions, corrections for finite pair acceptance, and the superimposed effects of *collective* azimuthal modulations (elliptic flow) can be taken care of with different techniques [185, 186, 187]. A commonly-used $C(\Delta\phi)$ background-subtraction method is the so-called “zero yield at minimum” (ZYAM) [188].

³³ Note that in the laboratory system there is an extra Lorentz boost factor: $\tau_{lab} = \gamma_Q \cdot \tau_{form}$.

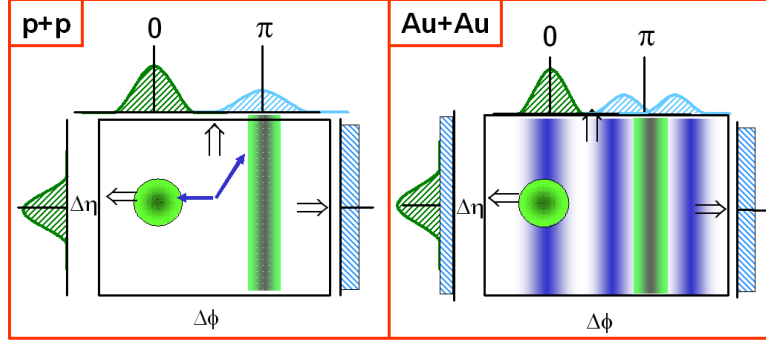


Fig. 25. Schematic illustration summarising the jet-induced di-hadron correlation signals in $\Delta\phi$ and $\Delta\eta$ observed in pp (left) and central $AuAu$ (right) at $\sqrt{s_{NN}} = 200$ GeV [189].

A schematic representation of the di-hadron azimuthal-pseudorapidity correlations $dN_{pair}/d\Delta\phi d\Delta\eta$ measured in pp and central $AuAu$ collisions is shown in Fig. 25. In the pp case, without significant initial- or final- state interactions, a dijet signal appears clearly as two distinct back-to-back Gaussian-like peaks at $\Delta\phi \approx 0$, $\Delta\eta \approx 0$ (near-side) and at $\Delta\phi \approx \pi$ (away-side). Note that the away-side peak is naturally broader in $\Delta\eta$ (up to $\Delta\eta \approx 2$) than the near-side peak due to the *longitudinal* momentum imbalance between the two colliding partons with different x_1, x_2 momentum fractions (the collision is boosted in η by an amount $\ln(x_1/x_2)$ in the direction of the larger $x_{1,2}$). At variance with such a standard dijet topology, the di-hadron correlations in $AuAu$ reactions at RHIC show several striking features, discussed in detail below:

- The **away-side** azimuthal peak at $\Delta\phi \approx \pi$ is **strongly suppressed** with increasing centrality for hadrons with $p_T^{assoc} \gtrsim 2$ GeV/c, consistent with strong suppression of the leading fragments of the recoiling jet traversing the medium [185].
- The vanishing of the away-side peak is accompanied with an *enhanced* production of *lower* p_T hadrons ($p_T^{assoc} \lesssim 2$ GeV/c) [186] with a characteristic **double-peak** structure at $\Delta\phi \approx \pi \pm 1.1 - 1.3$ [186, 187].
- One observes a large **broadening** (“ridge”), out to $\Delta\eta \approx 4$, of the **near-side pseudo-rapidity** $dN_{pair}/d\Delta\eta$ correlations [187].

5.1 Azimuthal correlations: away-side quenching and energy loss

Figure 26 shows the increasingly distorted back-to-back azimuthal correlations in high- p_T triggered central $AuAu$ events as one decreases the p_T of the associated hadrons (right to left). Whereas, the $AuAu$ and pp near-side peaks are similar for all p_T ’s, the away-side peak is only present for the highest partner p_T ’s but progressively disappears for less energetic partners [190, 191]. Early STAR results [185] showed a monojet-like topology with a complete disappearance of the opposite-side peak for $p_T^{assoc} \approx 2 - 4$ GeV/c.

For any range of trigger p_T^{trig} and associated p_T^{assoc} intervals, the correlation strength over an azimuthal range $\Delta\phi$ between a trigger hadron h_t and a partner hadron h_a in the opposite azimuthal direction can be constructed as a function of the momentum fraction $z_T = p_T^{assoc}/p_T^{trig}$ via a “pseudo-fragmentation function” [192]:

$$D_{AA}^{away}(z_T) = \int_{p_T^{trig, min}}^{p_T^{trig, max}} dp_T^{trig} \int_{p_T^{assoc, min}}^{p_T^{assoc, max}} dp_T^{assoc} \int_{away} d\Delta\phi \frac{d^3\sigma_{AA}^{h_t h_a} / dp_T^{trig} dp_T^{assoc} d\Delta\phi}{d\sigma_{AA}^{h_t} / dp_T^{trig}}. \quad (47)$$

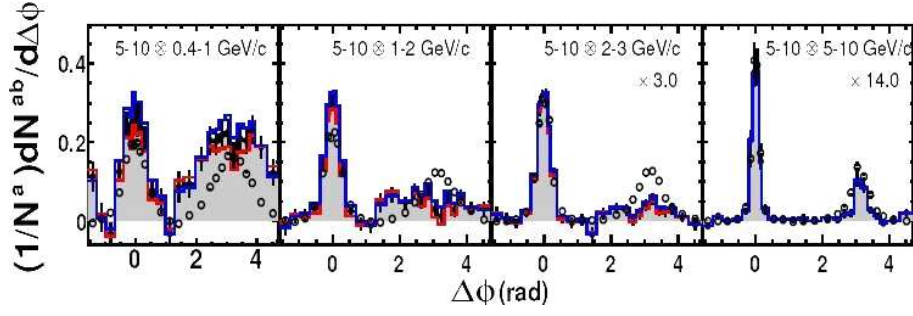


Fig. 26. Comparison of the azimuthal di-hadron correlation $dN_{pair}/d\Delta\phi d\eta$ for pp (open symbols) and central $AuAu$ (histograms) at $\sqrt{s_{NN}} = 200$ GeV for $p_T^{trig} = 5-10$ GeV/c and increasingly smaller (right to left) values of p_T^{assoc} [191].

Figure 27 (left) shows the measured D_{AA}^{away} distributions for pp and $AuAu$ collisions as a function of z_T compared to predictions of the HT jet-quenching model for various values of the ϵ_0 parameter quantifying the amount of parton energy loss [193]. Similarly to R_{AA} , the magnitude of the suppression of back-to-back jet-like two-particle correlations can be quantified with the ratio $I_{AA}(z_T) = D_{AA}(z_T)/D_{pp}(z_T)$. $I_{AA}^{away}(z_T)$ (bottom-left panel of Fig. 27) is found to decrease with increasing centrality, down to about 0.2 – 0.3 for the most central events [185, 194]. The right plot of Fig. 27 shows the best $\epsilon_0 \approx 1.9$ GeV/fm value that fits the measured R_{AA} and I_{AA} factors. Due to the irreducible presence of (unquenched) partons emitted from the surface of the plasma, the leading-hadron quenching factor $R_{AA}(p_T)$ is in general less sensitive to the value of ϵ_0 than the dihadron modification ratio $I_{AA}(z_T)$. The combination of $R_{AA}(p_T)$ and $I_{AA}(z_T)$ provides robust quantitative information on the medium properties.

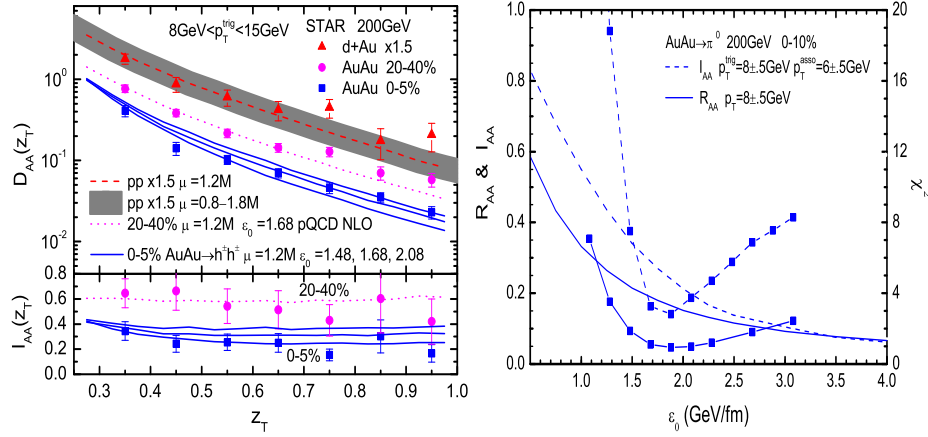


Fig. 27. Left: $D_{AA}^{away}(z_T)$ distributions for dAu and $AuAu$ collisions at 200 GeV and $I_{AA}(z_T)$ ratio (for central $AuAu$) [194], compared to HT calculations [193] for varying ϵ_0 energy loss parameter. Right: Corresponding (data vs. theory) χ^2 values for the fitted ϵ_0 parameters [193].

5.2 Azimuthal correlations: away-side broadening and “conical” emission

Since energy and momentum are conserved, the “missing” fragments of the away-side (quenched) parton at intermediate p_T 's should be either shifted to lower energy

($p_T \lesssim 2$ GeV/c) and/or scattered into a broadened angular distribution. Both, softening and broadening, are seen in the data when the p_T of the away-side associated hadrons is *lowered* (see two leftmost panels of Fig. 26). Figure 28 shows in detail the dihadron azimuthal correlations $dN_{pair}/d\Delta\phi$ in central $AuAu$ collisions [191, 195]: the away-side hemisphere shows a very unconventional angular distribution with a “dip” at $\Delta\phi \approx \pi$ and two neighbouring local maxima at $\Delta\phi \approx \pi \pm 1.1 - 1.3$.

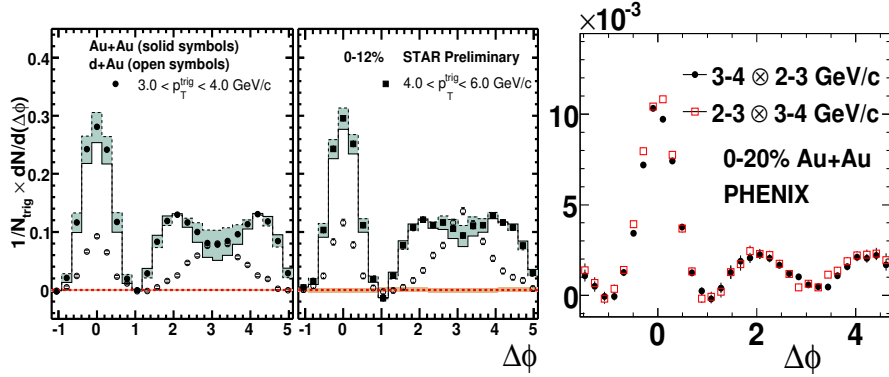


Fig. 28. Normalised azimuthal dihadron distributions, $1/N_{trig} dN_{pair}/d\Delta\phi$. Left: STAR data in central $AuAu$ (squares) and dAu (circles) for $p_T^{assoc} = 1.3 - 1.8$ GeV/c and two ranges of p_T^{trig} [195]. Right: PHENIX results in central $AuAu$ for various $p_T^{trig,assoc}$ ranges [191].

Such a “volcano”-like profile has been interpreted as due to the preferential emission of energy from the quenched parton at a finite angle with respect to the jet axis. This could happen in a purely radiative energy loss scenario due to large-angle radiation [196], but more intriguing explanations have been put forward based on the dissipation of the lost energy into a *collective* mode of the medium in the form of a wake of lower energy gluons with Mach- [40, 41, 42] or Čerenkov-like [42, 43, 44] angular emissions.

In the Mach cone scenario [40, 41, 42], the local maxima in central $AuAu$ are caused by the Mach shock of the supersonic recoiling parton traversing the medium with a resulting preferential emission of secondary partons from the plasma at an angle θ_M (Fig. 29). Such a mechanism would give access, via Eq. (15), to the speed sound c_s of the traversed matter. In an expanding plasma, the speed of sound changes from $c_s = 1/\sqrt{3}$ (QGP) to $c_s \approx \sqrt{0.2}$ (hadron gas) through $c_s = 0$ (mixed phase) in the case of a first-order phase transition. The time-averaged value is $\langle c_s \rangle = \frac{1}{\tau} \int_0^\tau dt c_s(t) \approx 0.3$ [41] with a resulting Mach angle $\theta_M = \arccos(c_s) \approx 1.3$, see Eq. (15), in rough agreement with the experimental data.

In the Čerenkov picture [42, 43, 44], it is argued that the combination of the LPM gluonstrahlung interference and a medium with a *large* dielectric constant ($n \approx 2.75$ is needed in Eq. (16) to reproduce the location of the experimental peaks), would also result in the emission of QCD Čerenkov radiation with the double-hump structure observed in the data. However, at variance with the Mach angle which is constant in the fluid, the Čerenkov angle *decreases* with the momentum of the radiated gluon. Such a trend is seemingly in disagreement with the fact that the measured θ_c remains relatively constant as a function of p_T^{assoc} [191, 199]. In addition, STAR [200] and PHENIX [201] *three*-particle correlations studies, seem to clearly favour the *conical* over deflected-jets interpretation.

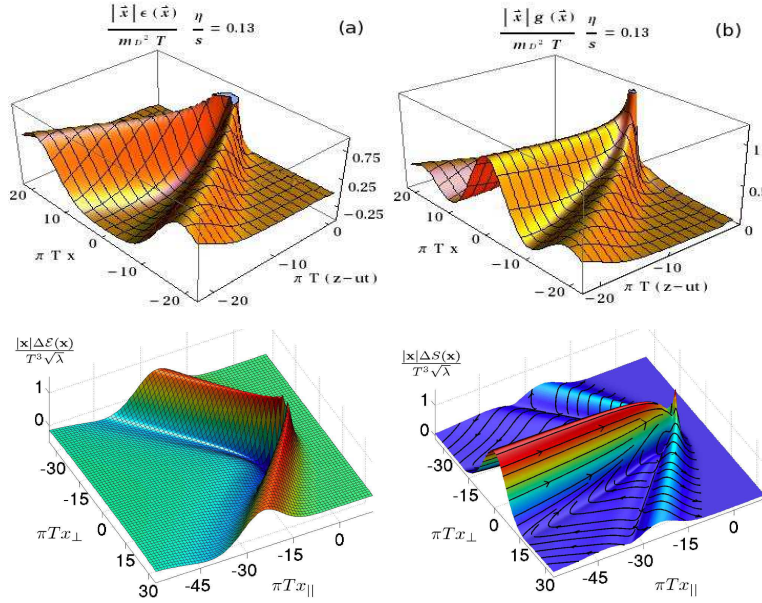


Fig. 29. Top: Perturbed energy (left) and momentum (right) densities for a gluon moving with $\beta = 0.99955$ in a perturbative QGP [197]. Bottom: Perturbed energy density (left) and energy flux (Pointing vector, right) for a jet with $\beta = 0.75$ from an AdS/CFT model [198].

Theoretically, the disturbance of the energy-momentum tensor caused by a light-quark has been studied in a perturbative plasma [197] as well as for heavy-quark in a $\mathcal{N} = 4$ SYM plasma [202, 198]. In both cases a clear conical structure as well as a strong flow generated along the path of the jet (diffusion wake [40, 203]) are observed (Fig. 29). The results are sensitive to the viscosity of the medium. Yet, it is unclear if phenomenologically such partonic collective wake(s) and cone survive both hadronisation and the final hadronic freeze-out [203, 204, 205, 206]. Results for a pQCD plasma [205] indicate that the conical signal does not survive freeze-out: a peak at $\Delta\phi = \pi$ appears due to the strong diffusion wake. More involved studies, accounting for e.g. the plasma expansion and the hadronic phase evolution, are needed before a final conclusion can be reached.

5.3 Pseudo-rapidity correlations: near-side “ridge”

Figure 30 shows the associated $\Delta\eta$ - $\Delta\phi$ particle yield (down to very low $p_T^{assoc} \gtrsim 20$ MeV/c) for trigger hadrons $p_T^{trig} > 2.5$ GeV/c in pp (PYTHIA simulations) and in central $AuAu$ (PHOBOS data) at 200 GeV. Both distributions show a clear peak at $(\Delta\eta, \Delta\phi) \approx (0, 0)$ as expected from jet fragmentation, but the near-side peak in heavy-ion collisions features a wide associated yield out to $\Delta\eta \approx 4$, referred to as the “ridge” [207]. The existence of such unique long-range rapidity correlations in the near-side of the *trigger* parton which is, by construction, the least affected by the medium, is puzzling. The properties (particle composition, p_T slope, intra-particle correlations) of this structure are very similar to those of the soft underlying event in the collision [209]. This clearly suggests that the ridge is formed from bulk matter and not from jet fragments. Though many different interpretations have been put forward (see e.g. [210] for a summary), models that do *not* require jet triggers for the effect to appear – such as e.g. “glasma” flux-tubes [211] or “trivial” modifications of the 2- and 3-particle correlations due to radial flow [210] – seem favoured by the data.

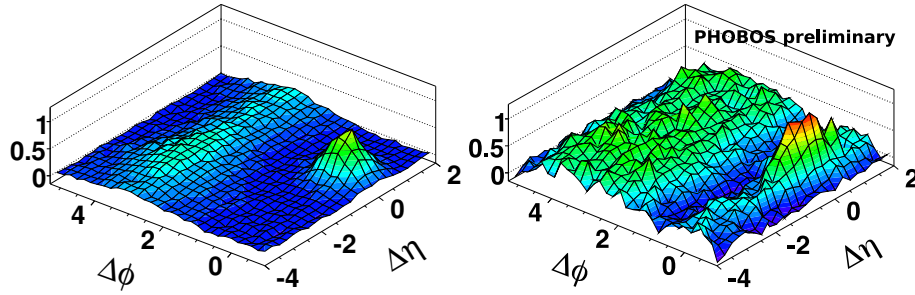


Fig. 30. Per-trigger associated hadron yield for $p_T^{\text{trig}} > 2.5$ GeV/c as a function of $\Delta\eta$ and $\Delta\phi$ for pp (PYTHIA, left) and 0-30% central $AuAu$ (PHOBOS, right) collisions at 200 GeV [208].

6 Jet observables in AA collisions

The measurement of the leading fragments of a jet (single-hadron spectra and/or di-hadron azimuthal correlations at high- p_T) in AA collisions has been covered in detail in the previous Sections. In this last Chapter, we focus on *full jet* reconstruction in nuclear reactions. The study of the energy and particle-multiplicity distributions within a jet issuing from the fragmentation of a quenched parton is a powerful tool to study the response of hot and dense QCD matter to fast quark and gluons.

6.1 Full jet reconstruction in AA collisions

Experimental reconstruction of jets in hadronic collisions is an involved exercise [212, 213] that requires at least three steps:

- (1) *Clustering algorithm*: Hadrons belonging to a given jet are measured in the detector (usually in the cells of hadronic and electromagnetic calorimeters) and are clustered together, according to relative “distances” in momentum and/or space, following an *infrared- and collinear-safe* procedure (see below) that can be also appropriately applied to “theoretical” (Monte Carlo) jets. The algorithm needs to be *fast* enough to be run over events with very high multiplicities. Various jet-finders exist presently that fulfill all such conditions such as e.g. the k_T [214] and SIScone [215] algorithms implemented in the FASTJET package [216].
- (2) *Background subtraction*: Jets are produced on top of a large “underlying event” (UE) of hadrons coming from other (softer) parton-parton collisions in the same interaction. At LHC energies, extrapolating from $dE_T/d\eta|_{\eta=0} = 0.6$ TeV measured at RHIC [147], one expects a total transverse energy of ~ 1 TeV in 1-unit rapidity at midrapidity in $PbPb$. Jet reconstruction is usually carried out with small cone radius $R = \sqrt{\Delta\eta^2 + \Delta\phi^2} = 0.3 - 0.5$ (or similar k_T -distances, D) to minimise the UE contributions. Indeed, at the LHC in a $R = 0.4$ cone one expects $\Delta E_T = \pi \times R^2 \times 1/(2\pi) \times dE_T/d\eta|_{\eta=0} \approx 80$ GeV, with large fluctuations, making it challenging to reconstruct jets below $E_T \approx 50$ GeV. Various UE subtraction techniques have been developed in combination with the k_T [217, 218], UA1-cone [219, 220] or iterative-cone [221] algorithms.
- (3) *Jet corrections*: The energy of the reconstructed and background-subtracted jets has to be corrected for various experimental and model-dependent uncertainties before comparing it to theoretical predictions. Experimentally, the *jet energy-scale* (JES) is the most important source of systematic uncertainties in the jet yield and requires careful data-driven studies (e.g. via dijet and γ, Z -jet E_T -balancing in proton-proton collisions). In addition, before a given “parton-level”

pQCD calculation can be compared to a measured “hadron-level” jet spectrum, one needs to estimate the non-perturbative effects introduced by the underlying-event and hadronisation corrections. In pp collisions, this final step is carried out usually comparing the results from two Monte Carlo’s (e.g. PYTHIA and HERWIG) with different models for the UE multiparton-interactions as well as for the hadronisation (string- and cluster- fragmentation respectively).

(1) Jet clustering algorithms

In practical terms one usually deals with three types of “jets” (Fig. 31, left). Experimentally, a *calorimeter jet* (aka “CaloJet”) is a collection of 4-vectors based on the energy deposited in calorimeter towers clustered in pseudorapidity-azimuth according to a given algorithm. [Often nowadays, the experiments use also the *momentum* of the (low p_T) charged hadrons measured by the tracking system to reconstruct the jet energy with improved resolution, so the name “Calo” is not fully justified.]. At the Monte-Carlo generator level, a *hadron or particle jet* (aka “GenJet”) is a collection of hadrons issuing from the (non-perturbative) hadronisation of a given parton. Theoretically, a *parton-level jet* is what one actually calculates in pQCD. The (non-unique) method of linking an initial parton to a set of final-state particles (or other objects with four-vector like properties) relies on a procedure known as “jet algorithm”.

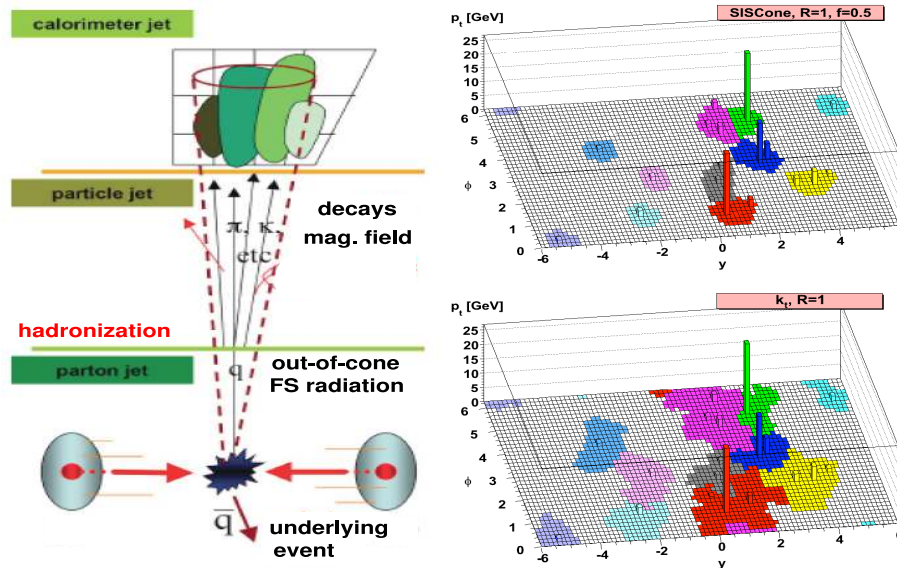


Fig. 31. Left: Schema of jet production and measurement [212]. Right: Reconstructed jets in η - ϕ space with the SIScone (top) and k_T (bottom) algorithms for a simulated pp event at the LHC [222].

The goal of a clustering algorithm is to combine hadrons into jets according to a given “distance” (radius). Theoretically, such a procedure must be *infrared-* and *collinear-safe* – i.e. adding a soft gluon or splitting a given parton must *not* change the final number of reconstructed jets. In addition, the jet-finder must not be too sensitive to nonperturbative effects – hadronisation, underlying-event (and pileup³⁴ in pp) – and it must be realistically applicable at detector level (e.g. not too slow). There are two broad classes of jet algorithms [212, 213]:

³⁴ *Pile-up* refers to the additional pp collisions occurring in the same bunch-crossing at high luminosity (at $\mathcal{L} = 10^{34} \text{ cm}^{-2}\text{s}^{-1}$ one expects ~ 25 simultaneous collisions at the LHC).

- **Cone-type** algorithms are “top-down” approaches i.e. they identify energy flow into pre-defined cones of a given radius. One sums the momenta of all particles j within a cone of radius R around a seed particle i (often the particle or calorimeter tower with the largest transverse momentum) in azimuthal angle ϕ and pseudorapidity η , i.e. taking all j such that

$$\Delta_{ij}^2 = (\eta_i - \eta_j)^2 + (\phi_i - \phi_j)^2 < R^2. \quad (48)$$

The direction of the resulting sum is then used as a new seed direction, and one iterates the procedure until the direction of the resulting cone is stable. There exist various cone jet-finders: JetClu, ILCA/MidPoint, ICone, SIScone, ... which have been mainly employed at hadron colliders (see e.g. Fig. 31, top-right). Their main advantages are their speed, which makes them easy to implement in triggers, and the simplicity of the UE corrections. On the other hand, their particular implementations can be messy (seeding, split-merge, “ratcheting”, missed or “dark” towers, ...) and infrared/collinear safety is not guaranteed in many cases.

- **Sequential clustering** algorithms are “bottom-up” approaches that rely on pairwise successive recombinations of the closest hadrons in momentum up to a given (predefined) distance D . One introduces distances d_{ij} between entities (particles, protojets) i and j , and d_{iB} between entity i and the beam (B). The clustering proceeds by identifying the smallest of the distances and if it is a d_{ij} recombining entities i and j , while if it is d_{iB} calling i a jet and removing it from the list. The distances are recalculated and the procedure repeated until no entities are left. The distance measures for several algorithms are of the form

$$d_{ij} = \min(k_{T,i}^{2p}, k_{T,j}^{2p}) \frac{\Delta_{ij}^2}{D^2}, \quad d_{iB} = k_{T,i}^{2p}, \quad (49)$$

where Δ_{ij}^2 is defined in Eq. (48), $k_{T,i}$ is the transverse momentum of particle i , D is the jet-radius parameter (equivalent to R in the cone finders), and p parameterises the type of algorithm: k_T ($p = 1$) [223], Cambridge/Aachen ($p = 0$) [224], anti- k_T ($p = -1$) [222] (Fig. 31, bottom-right). On the positive side, these algorithms – widely used at LEP and HERA – are explicitly infrared and collinear safe and more “realistic” than the cone-based ones as they mimic (backwards) the QCD shower branching dynamics. On the other hand, they used to be slow and lead to jets with irregular shapes³⁵ which complicated the UE subtraction compared to the cone jet-finders (this has been now solved as discussed in the next subsection), making them not competitive in a heavy-ion environment with very large hadron multiplicities. Recently, the time taken to cluster N particles has been significantly improved in the FASTJET [216] package, based on Voronoi diagrams, going down for the default k_T jet-finder from $\mathcal{O}(N^3)$ to $\mathcal{O}(N \ln N)$. Jet clustering in nucleus-nucleus collisions is now routinely performed at sub-second times.

(2) Underlying event subtraction

Background energy in a jet cone of size R is $\mathcal{O}(R^2)$ and background fluctuations are $\mathcal{O}(R)$. As aforementioned, the soft background from the underlying event in a cone of $R = 0.4$ in central nucleus-nucleus collisions at RHIC (LHC) is about 40 (80) GeV. Fig. 32 (left) shows the (charged) jet and background energies as a function of the cone radius R in ALICE [157, 219]. Jets can only be identified if the background

³⁵ Yet, *with large multiplicities*, the k_T algorithm (often labelled a “vacuum cleaner”) has actually an average area $\sim \pi R^2$, whereas modern versions of the cone finder (assumed to have always an area πR^2) with split-merge steps such as SIScone, turn out to be quite non-conical, with *small* areas $\sim \pi R^2/2$ that renders them efficient in noisy environments [225].

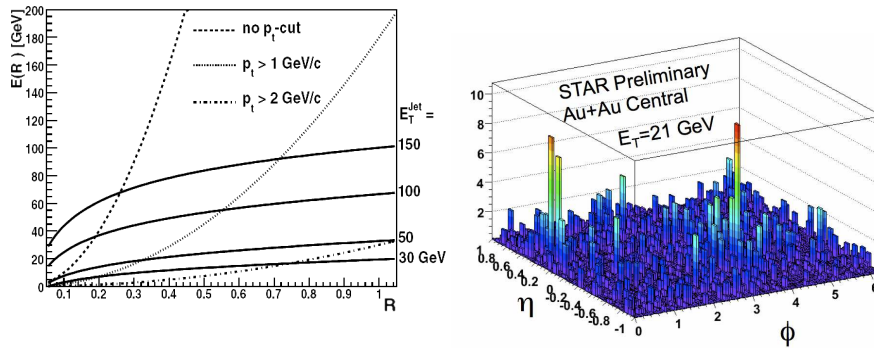


Fig. 32. Left: Charged jet energy in a cone of radius R (full lines) in ALICE compared to the background energy from a HIJING [226] $PbPb$ simulation for different cuts in the particles p_T (dashed lines) [157]. Right: STAR $AuAu$ dijet event after background subtraction [227, 228].

energy within the cone is smaller than the signal energy. This can be achieved by using small cone sizes ($E_T^{bgd} \propto R^2$), $R = 0.3 - 0.5$, and/or by applying p_T or energy cuts on the charged hadrons or calorimeter towers. The latter option is not optimal since it also introduces potential biases in the investigation of jet-quenching effects. STAR [227, 228] (Fig. 32, right) uses a seeded-cone algorithm with $R = 0.4$ and $p_T^{cut} = 0.1 - 2$ GeV/c, and estimates the UE background event-by-event from the average energy in cones *without* seeds which is then subtracted from the reconstructed jets. ALICE uses a modified version of the UA1-cone algorithm ($R = 0.4$) where the mean cell energy from cells outside a jet cone is recalculated after each iteration of the cone jet finder and subtracted from all cells [157, 219].

Similarly, CMS [159, 221] subtracts the UE on an event-by-event basis with a variant of the iterative “noise/pedestal subtraction” for pp collisions [229]. Initially, the mean value and dispersion of the energies in the calorimeter cells are calculated for rings of constant pseudorapidity, η . The value of this pedestal function, $P(\eta)$, is subtracted from all cells (the cell energy is set to zero in case of negative values) and the jets are reconstructed with the default ICone finder. In a second iteration, the pedestal function is recalculated using only calorimeter cells outside the area covered by jets with $E_T > 30$ GeV. The cell energies are updated with the new pedestal function and the jets are reconstructed again, using the updated calorimeter cells.

Alternatively, FASTJET [217] proposes a background-subtraction procedure *after* running any infrared-safe algorithm. The method is based on the concept of a ‘jet area’ A constructed by adding infinitely soft particles (“ghosts”) and identifying the region in η, ϕ where those ghosts are clustered within each jet [218]. Each reconstructed jet p_T is then corrected by subtracting the median value of the noise distribution in the event, $\rho = \text{median}[\{p_T/A\}]$, in the jet-area A , via $p_T^{sub} = p_T - A \cdot \rho$. In practical terms, one fits the measured $p_T(\eta)/A$ background distribution for each event with a parabola form, $\rho(\eta) = a + b\eta^2$ (which excludes any jet peak) and corrects then the jet p_T using the p_T^{sub} formula above.

(3) Jet energy corrections

The last step of any jet analysis consists in correcting the p_T of any measured *CaloJet* to match closely that of the associated *GenJet* and/or *PartonJet*, so that it can be compared to theoretical expectations. In principle, the different corrections can be decomposed as shown in Fig. 33. The experimental corrections (labelled Level 1 – 5 in the plot) can be extracted from the data themselves. For example, the correction L1 (noise offset) can be obtained from minimum bias events *without* jet activity, and

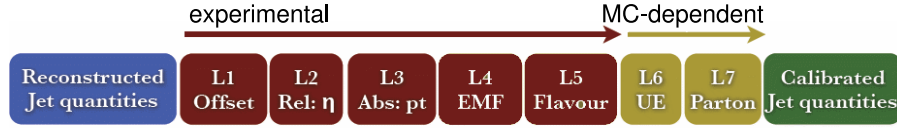


Fig. 33. List of typical factorised jet-energy corrections (CMS analysis) [229].

the L2 (flattening of relative, η -dependent, p_T responses of the calorimeters) and L3 (absolute p_T calibration) can be derived using p_T -balancing techniques in back-to-back di-jet and γ -, Z -jet events in pp collisions. A precise calibration of the jet energy scale (JES) is essential. Given the steep (power law) fall-off of the jet cross section as a function of energy and the relatively large binning³⁶ of the jet spectra of $\mathcal{O}(5 - 30 \text{ GeV}/c)$, an uncertainty of 10% in the JES can propagate into uncertainties as large as 50% (!) in the jet yield at a given p_T bin. The L3 correction is thus the most important source of experimental uncertainty in any jet measurement. The two last corrections, L4 (fraction EMF of energy deposited by hadrons in the EM calorimeter), and L5 (flavour correction accounting for the different characteristics of – and therefore detector responses to – gluon, light-quark and heavy-quark jets), can be e.g. obtained in back-to-back γ -jet and b, c -identified dijet events in pp .

The two “theoretical” corrections (L6–UE and L7–parton) aim at bringing the p_T of a *CaloJet* as close as possible to that of its originating parton. They can only be obtained from MC simulations that model the effects of final-state-radiation (FSR), hadronisation and underlying-event. FSR and hadronisation tend to remove energy *out* of the jet, whereas the UE has the contrary “splash-in” effect. In pp collisions, the total shift on a jet p_T due to these effects can be approximated by the uncorrelated sum $\langle \delta p_T^2 \rangle \approx \langle \delta p_T^2 \rangle_{FSR}^2 + \langle \delta p_T^2 \rangle_{hadr}^2 + \langle \delta p_T^2 \rangle_{UE}^2$ [230]. The way these effects modify the jet energy as a function of the parton p_T , flavour and the used cone radius R are summarised in Table 3. Whereas the effect of FSR can be in principle computed perturbatively, the UE and hadronisation corrections rely on model-dependent descriptions of multi-parton interactions (MPI) and parton-to-hadron fragmentation. In pp collisions, one usually compares the result of PYTHIA and HERWIG – which have different MPI and different (string vs. cluster) fragmentation models – to gauge the dependence of the measured jet observables on these non-perturbative phenomena.

Table 3. Main physical effects contributing to a shift $\langle \delta p_T \rangle$ in the transverse momentum of a jet compared to that of its parent parton in pp collisions (cases with ‘–’ do not have any dependence at LO) [230].

	Dependence of jet $\langle \delta p_T \rangle$ shift on		
	parton p_T	colour factor	radius R
final-state radiation	$\sim \alpha_s(p_T) p_T$	C_i	$\ln R + \mathcal{O}(1)$
hadronisation	–	C_i	$-1/R + \mathcal{O}(R)$
underlying event	–	–	$R^2/2 + \mathcal{O}(R^4)$

In heavy-ion collisions, in-medium FSR and UE are significantly enhanced compared to pp jets (see cartoon in Fig. 2), but at high enough p_T the final parton-to-hadron non-perturbative fragmentation occurs in the vacuum and should be the same

³⁶ The bin-width is not constant in the whole spectrum but given by the absolute p_T resolution at each bin: relative jet p_T resolutions are in the 25%-10% range for $PbPb$ at the LHC [157, 158, 159].

as in pp . Ideally, the effects of the UE can be controlled embedding MC jets in real events, and the influence of hadronisation can be gauged comparing the results of e.g. Q-PYTHIA and Q-HERWIG [34] (adding also eventually medium-induced modifications of the colour structure of the jet shower evolution). Effects on jet quenching observables – which are the ultimate goal of our studies – can then be isolated comparing the results of different parton energy-loss MCs such as e.g. PYQUEN (with large out-of-cone elastic energy-loss) and Q-PYTHIA (with its embedded BDMPS radiative energy loss).

6.2 Jet spectra

The direct comparison of the fully corrected p_T -differential jet spectra in AA and pp collisions will provide crucial first-hand information about the nature of the medium produced in heavy-ion collisions. The expected ALICE (ATLAS and CMS) jet p_T range measured in $PbPb$ collisions for nominal integrated luminosities is $p_T \approx 30 - 200$ GeV/c (50 – 500 GeV/c, see Fig. 34 left). A natural generalization of the nuclear modification factor, Eq. (23), for jets [47, 231],

$$R_{AA}^{jet}(p_T; R^{\max}, \omega^{\min}) = \frac{dN^{AA}(p_T; R^{\max}, \omega^{\min})/dy dp_T^2}{\langle T_{AA} \rangle d\sigma_{pp}(p_T; R^{\max}, \omega^{\min})/dy dp_T^2}, \quad (50)$$

is a sensitive measure of the nature of the medium-induced energy loss. The steepness of the spectra amplifies the observable effects and the varying values of the jet radius R^{\max} and the minimum particle/tower energy $p_T^{\min} \approx \omega^{\min}$ will provide, through the evolution of $R_{AA}^{jet}(p_T; R^{\max}, \omega^{\min})$ at any centrality, experimental access to the QGP response to quark and gluon propagation [47]. If the medium-induced energy loss of the parent parton is radiated *inside* the jet cone, one will observe $R_{AA}^{jet} \approx 1$ at variance with the leading-hadron spectra ($R_{AA} \ll 1$). On the contrary, important large-angle radiation (as expected e.g. in some models of collisional energy loss [231]) will result in a *quenched* jet spectrum in heavy-ion collisions ($R_{AA}^{jet} < 1$).

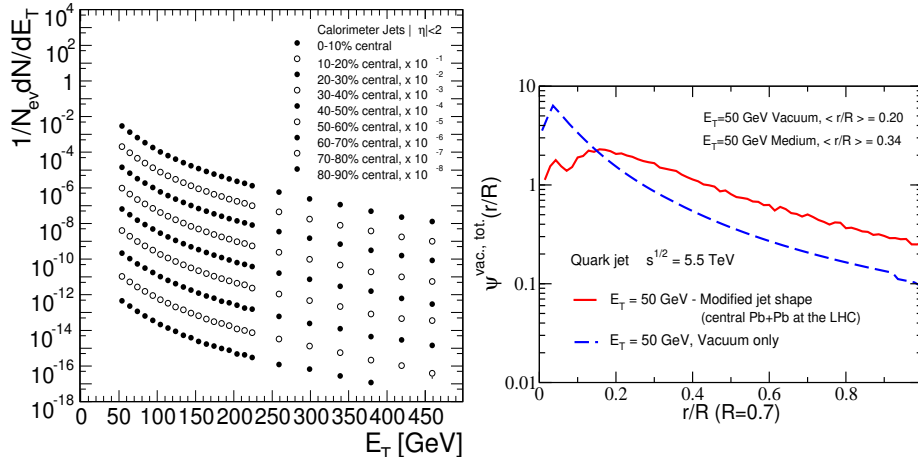


Fig. 34. Left: Jet spectra for various $PbPb$ centralities expected at 5.5 TeV in CMS ($\int \mathcal{L} dt = 0.5 \text{ nb}^{-1}$) [159]. Right: Comparison of the vacuum and in-medium jet shapes for $E_T = 50$ GeV gluon jets in central $PbPb$ collisions at the LHC [167].

6.3 Jet shapes

The study of the internal structure of jets – via observables such as jet shapes and jet multiplicity distributions – in $p\bar{p}$ collisions at Tevatron has provided valuable tests of

the models for parton branching and soft-gluon emission in the vacuum [232]. The energy degradation of partons traversing a dense QCD plasma will be also directly reflected in the modification of such jet observables in heavy-ion collisions [32, 47]. Three variables are useful in this context:

- the *differential jet shape*, $\rho(r)$, defined as the average fraction of the jet p_T that lies inside an annulus of radius $r \pm \delta r/2$ (e.g. $\delta r = 0.1$) around the jet axis:

$$\rho(r) = \frac{1}{\delta r} \frac{1}{N_{\text{jet}}} \sum_{\text{jets}} \frac{p_T(r - \delta r/2, r + \delta r/2)}{p_T(0, R)}, \quad 0 \leq r = \sqrt{\Delta y^2 + \Delta \phi^2} \leq R \quad (51)$$

- the *integrated jet shape*, $\Psi(r)$, i.e. the average fraction of the jet p_T that lies inside a cone of radius r concentric to the jet cone (by definition, $\Psi(r = R) = 1$):

$$\Psi(r) = \frac{1}{N_{\text{jet}}} \sum_{\text{jets}} \frac{p_T(0, r)}{p_T(0, R)}, \quad 0 \leq r \leq R \quad (52)$$

- the *thrust* variable, constructed from the 3-momenta \mathbf{p}_i of all jet particles, characterises the global energy flow:

$$\mathcal{T} \equiv \max_{\mathbf{n}_{\mathcal{T}}} \frac{\sum_i |\mathbf{p}_i \cdot \mathbf{n}_{\mathcal{T}}|}{\sum_i |\mathbf{p}_i|}, \quad (53)$$

i.e. $\mathcal{T} = 1$ (1/2) if the dijet event is pencil-like (spherical), i.e. if all particles are aligned (or not at all) along a thrust axis $\mathbf{n}_{\mathcal{T}}$. The projection of all particle momenta on the direction \mathbf{n} along which the momentum flow is maximal is the “thrust major” and on that orthogonal to the plane formed by $\mathbf{n}_{\mathcal{T}}$ and \mathbf{n} is the “thrust minor” [233]. The JEWEL MC predicts a broadening of these (perturbative and infrared-safe) \mathcal{T} , \mathcal{T}_{maj} and \mathcal{T}_{min} distributions inside a dense QGP [93].

Interestingly, from an experimental point of view, all those observables are robust against jet energy scale/corrections/resolutions. Medium-modified jet shapes in $PbPb$ collisions at LHC energies have been analytically investigated in [32, 47] (see e.g. Fig. 34, right). More detailed studies using the recently available jet-quenching Monte Carlo’s (Section 3.2) are needed.

6.4 Medium-modified fragmentation functions

Due to the coherence and interference of gluon radiation *inside* a jet (resulting, on average, in *angular ordering*³⁷ of the sequential branching), not the softest partons but those with intermediate energies ($E_h \propto E_{\text{jet}}^{0.3-0.4}$) multiply most effectively in QCD cascades [234]. This is best seen in the approximately Gaussian distribution in the variable $\xi = \log(E_{\text{jet}}/p) = \log(1/z)$ for particles with momentum p in a jet of energy E_{jet} , which peaks at the so-called “hump-back plateau” at intermediate $\xi \approx 3 - 4$ values³⁸ (Fig. 35, left). In a QCD medium, energy loss shifts parton energy from high- z to low- z hadrons and, as a result, leading hadrons are suppressed as seen in Fig. 35 (right) where, for increasing \hat{q} coefficient, the fragmentation function $\mathcal{D}_{i \rightarrow h}(z, Q^2)$ is increasingly depleted at high- z . Correspondingly, the number of low- p_T hadrons rises, resulting in a *higher* humped-back in Fig. 35 (left).

³⁷ Angular ordering (or coherence) implies $\theta_{p_1 p_2} \gg \theta_{k_1 p_1} \gg \theta_{k_2 k_1} \gg \theta_{k_3 k_2} \gg \dots$, where $\theta_{k_1 p_1}$ is the emission angle of the primary soft gluon from the direction of the hard parton, $\theta_{k_2 k_1}$ is that of the softer secondary gluon from the direction of the primary gluon, etc.

³⁸ More generally, the peak is at $\xi = 0.5 \ln(E_{\text{jet}}/\Lambda_{\text{QCD}})$ at leading order (e.g. $\xi = 3$ for $E_{\text{jet}} = 100$ GeV) but it is shifted by an amount $\propto \sqrt{\alpha_s}$ in MLLA [48].

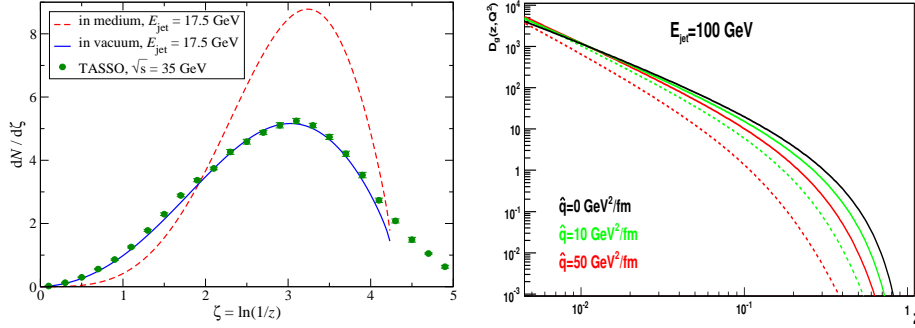


Fig. 35. Left: Single inclusive distribution of hadrons vs. $\xi = \ln(E_{jet}/p)$ for a 17.5-GeV jet in e^+e^- collisions (TASSO data) compared to MLLA predictions in the vacuum (solid curve) and in-medium (dashed curve) [33]. Right: Medium-modified pion FF for a 100-GeV gluon in a medium of length $L = 2 - 6$ fm (solid-dashed lines) with increasing \hat{q} parameter [92].

Theoretically, the resummed (next-to) Modified Leading Logarithmic Approximation (N)MLLA approach describes well, to (next-to)-next-to-leading order $\sqrt{\alpha_s}$ accuracy, the measured distributions of hadrons $\mathcal{D}_{i \rightarrow h}(z, Q^2)$ inside a jet (Fig. 35, left) down to nonperturbative scales $Q_{eff} \approx \Lambda_{QCD} \approx 0.2$ GeV, provided that each parton is mapped locally onto a hadron (“Local Parton–Hadron Duality”, LPHD) [235] with a proportionality factor $\kappa \approx 1$. Various recent promising applications of the (N)MLLA approach [33, 35, 36, 37, 236] have investigated QCD radiation in the presence of a medium.

Photon-jet correlations

The γ -jet (and Z-jet) channel provides a very clean means to determine parton fragmentation functions (FFs) [237]. In the leading-order QCD processes of photon production (Compton: $qg \rightarrow q\gamma$, and annihilation: $q\bar{q} \rightarrow g\gamma$), because of momentum conservation the photon is produced back-to-back to the hard jet, with equal and opposite transverse momentum. Since the prompt γ is not affected by final-state interactions, its transverse energy (E_T^γ) can be used as a proxy of the away-side parton energy ($E_T^{jet} \approx E_T^\gamma$) before any jet quenching has taken place in the medium. Once the quark fragments into a given hadron h , the γ - h momentum imbalance variable [45], $z_{\gamma h} \equiv -\mathbf{p}_{T,h} \cdot \mathbf{p}_{T,\gamma} / |\mathbf{p}_{T,\gamma}|^2$, reduces at LO to the fragmentation variable, i.e. $z_{\gamma h} \simeq z$. The FF, defined as the normalised distribution of hadron momenta $1/N_{jets} dN/dz$ relative to that of the parent parton E_T^{jet} , can then be constructed using $z_{\gamma h}$ or, similarly, $\xi = -\ln(z_{\gamma h})$, for all particles with momentum p_T associated with a jet in heavy-ion collisions.

ALICE [238, 240] and CMS [239] have carried out simulation studies of the γ -jet channel, where the isolated γ is identified in the EM calorimeter, the away-side jet axis ($\Delta\phi_{\gamma-jet} > 3$ rad) is reconstructed in the calorimeters, and the momenta of hadrons around the jet-axis ($R_{jet} < 0.5$) are measured in the tracker. In the CMS acceptance and for $E_T^\gamma > 70$ GeV, about 4500 γ -jet events are expected according to PYTHIA (scaled by the Glauber nuclear overlap) in one $PbPb$ year at the nominal luminosity. The obtained FFs for photon-jet events – after subtraction of the underlying-event tracks – are shown in Fig. 36 for central $PbPb$. Medium modified FFs are measurable with high significance in the ranges $z < 0.7$ and $0.2 < \xi < 6$.

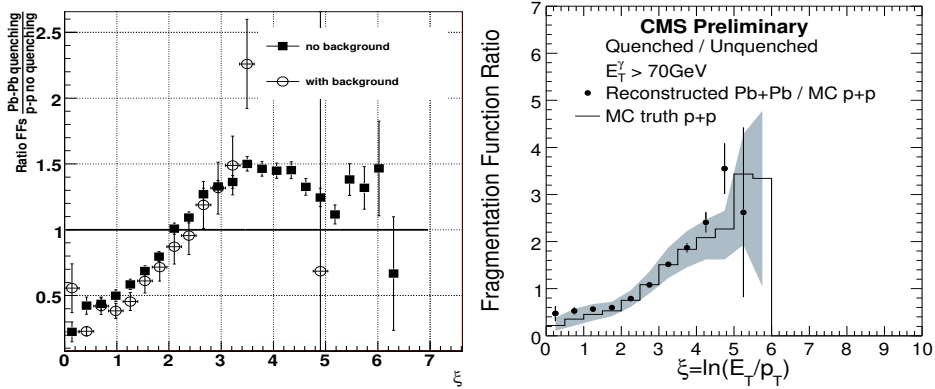


Fig. 36. Ratio of medium over vacuum FFs as a function of ξ for quenched partons obtained in γ -jet simulations for central $PbPb$ at 5.5 TeV (0.5 nb^{-1}) in ALICE (left) [238] and CMS (right) [239].

7 Summary

We have reviewed the main theoretical motivations behind the experimental study of parton scattering and jet evolution and fragmentation in the hot and dense QCD matter created in high-energy nucleus-nucleus collisions. The phenomenology of parton energy loss has been summarised as well as the main experimental results on single inclusive spectra and dihadron correlations measured at high transverse momentum, mainly in $AuAu$ reactions at RHIC collider energies, up to $\sqrt{s_{NN}} = 200$ GeV. The analysis of jet structure modifications in heavy-ion collisions provides quantitative “tomographic” information on the thermodynamical and transport properties of the strongly interacting medium produced in the reactions.

Two chapters have discussed in detail two notable experimental results: (i) the observed factor of ~ 5 suppression of high- p_T leading hadrons, and (ii) the strongly distorted azimuthal distributions of secondary hadrons emitted in the away-side hemisphere of a high- p_T trigger hadron, in central $AuAu$ relative to pp collisions in free space. Most of the properties of the observed high- p_T single hadron and dihadron suppression (such as its magnitude, light flavour “universality”, p_T , reaction centrality, path-length, and $\sqrt{s_{NN}}$ dependences) are in quantitative agreement with the predictions of parton energy loss models in a very dense system of quarks and gluons. The confrontation of these models to the data permits to derive the initial gluon density $dN^g/dy \approx 1400$ and transport coefficient $\hat{q} = \mathcal{O}(10 \text{ GeV}^2/\text{fm})$ of the produced medium at RHIC.

In the last Chapter of this document, we have reviewed the details of jet reconstruction in heavy-ion collisions: jet algorithms, underlying-event background subtraction, and jet energy corrections. The analysis of jet spectra, jet shapes and the extraction of medium-modified parton-to-hadron fragmentation functions at low- and high- relative hadron momenta promise to fully unravel the mechanisms of parton energy loss in QCD matter, in particular at the upcoming LHC energies. The study of jet quenching phenomena proves to be an excellent tool to expand our knowledge of the dynamics of the strong interaction at extreme conditions of temperature and density.

Acknowledgments

Special thanks due to François Arleo, Néstor Armesto, Constantin Loizides, Stéphane Peigné, Carlos Salgado and Marco van Leeuwen, for informative discussions and valuable comments on the manuscript. I am also indebted to Barbara Betz for her co-operation in various sections of a similar writeup of lectures given in the 2008 Jaipur QGP Winter School; and to Florian Bauer, Jorge Casalderrey-Solana, Raphaëlle Ichou, Thorsten Renk, Bill Zajt and Slava Zakharov for useful feedback on the document. Last but not least, I would like to thank Reinhard Stock for his inspiring encouragement before and during the preparation of this work. Support by the 6th EU Framework Programme contract MEIF-CT-2005-025073 is acknowledged.

References

1. D. d'Enterria, J. Phys. G **34**, S53 (2007)
2. See e.g. F. Karsch and E. Laermann, arXiv:hep-lat/0305025
3. E. V. Shuryak, Sov. Phys. JETP **47**, 212 (1978) [Zh. Eksp. Teor. Fiz. **74**, 408 (1978)]; J.C. Collins and M.J. Perry, Phys. Rev. Lett. **34**, 1353 (1975); N. Cabibbo and G. Parisi, Phys. Lett. B **59** (1975) 67; B. Freedman and L. McLerran, Phys. Rev. D **16**, 1169 (1977)
4. A. Accardi *et al.*, arXiv:hep-ph/0310274.
5. V. N. Gribov and L. N. Lipatov, Sov. J. Nucl. Phys. **15**, 438 (1972) [Yad. Fiz. **15**, 781 (1972)]; G. Altarelli and G. Parisi, Nucl. Phys. B **126**, 298 (1977); Y. L. Dokshitzer, Sov. Phys. JETP **46**, 641 (1977) [Zh. Eksp. Teor. Fiz. **73**, 1216 (1977)]
6. J. D. Bjorken, FERMILAB-PUB-82-059-THY (1982)
7. P. Arnold, arXiv:0808.2767 [hep-ph]
8. P. Arnold and W. Xiao, arXiv:0810.1026 [hep-ph]
9. R. Baier and Y. Mehtar-Tani, arXiv:0806.0954 [hep-ph]
10. R. Baier and D. Schiff, JHEP **0609**, 059 (2006)
11. B. G. Zakharov, JETP Lett. **88** (2008) 475
12. I. M. Dremin, arXiv:0903.2941 [hep-ph].
13. M. Djordjevic, Phys. Rev. C **73** (2006) 044912
14. M. Mannarelli and C. Manuel, Prog. Theor. Phys. Suppl. **174** (2008) 122
15. W. M. Yao *et al.* [Particle Data Group], J. Phys. G **33**, 1 (2006)
16. S. Peigné and A. V. Smilga, arXiv:0810.5702 [hep-ph]
17. H. Bethe and W. Heitler, Proc. Roy. Soc. Lond. A **146**, 83 (1934)
18. A. B. Migdal, Phys. Rev. **103**, 1811 (1956)
19. A. Peshier, Phys. Rev. Lett. **97**, 212301 (2006)
20. S. Peigné and A. Peshier, Phys. Rev. D **77**, 114017 (2008)
21. R. K. Ellis, W. J. Stirling and B. R. Webber, *QCD and collider physics*, Camb. Monogr. Part. Phys. Nucl. Phys. Cosmol. **8**, 1 (1996)
22. E. Braaten and M. H. Thoma, Phys. Rev. D **44**, 2625 (1991)
23. B. G. Zakharov, JETP Lett. **86**, 444 (2007)
24. M. Gyulassy, M. Plümer, Phys. Lett. **B243**, 432 (1990); X.N. Wang, M. Gyulassy, Phys. Rev. Lett. **68**, 1480 (1992)
25. R. Baier, Y.L. Dokshitzer, A.H. Mueller, S. Peigné and D. Schiff, Nucl. Phys. **B484**, 265 (1997); R. Baier, D. Schiff, B.G. Zakharov, Ann. Rev. Nucl. Part. Sci. **50**, 37 (2000)
26. M. Gyulassy, P. Levai and I. Vitev, Phys. Rev. Lett. **85**, 5535 (2000); Nucl. Phys. **B594**, 371 (2001)
27. U. A. Wiedemann, Nucl. Phys. B **588**, 303 (2000)
28. G. Y. Qin *et al.*, Phys. Rev. Lett. **100**, 072301 (2008)
29. S. Wicks, W. Horowitz, M. Djordjevic and M. Gyulassy, Nucl. Phys. A **784**, 426 (2007)
30. Y. L. Dokshitzer, V. A. Khoze and S. I. Troian, J. Phys. G **17**, 1602 (1991); Y. L. Dokshitzer and D. E. Kharzeev, Phys. Lett. B **519**, 199 (2001)
31. D. A. Appel, Phys. Rev. D **33**, 717 (1986); J. P. Blaizot, L. D. McLerran, Phys. Rev. D **34**, 2739 (1986)
32. C. A. Salgado and U. A. Wiedemann, Phys. Rev. Lett. **93**, 042301 (2004)

33. N. Borghini and U. A. Wiedemann, arXiv:hep-ph/0506218
34. N. Armesto, L. Cunqueiro and C. A. Salgado, arXiv:0809.4433 [hep-ph]
35. N. Armesto, C. Pajares and P. Quiroga-Arias, arXiv:0809.4428 [hep-ph]
36. R. Perez-Ramos, arXiv:0811.2418 [hep-ph]
37. R. Perez-Ramos, arXiv:0811.2934 [hep-ph]
38. S. Kretzer, Acta Phys. Polon. B **36**, 179 (2005)
39. J. w. Qiu and I. Vitev, Phys. Lett. B **570**, 161 (2003)
40. H. Stoecker, Nucl. Phys. A **750**, 121 (2005); L. M. Satarov, H. Stoecker and I. N. Mishustin, Phys. Lett. B **627**, 64 (2005)
41. J. Casalderrey-Solana, E. V. Shuryak and D. Teaney, J. Phys. Conf. Ser. **27**, 22 (2005) [Nucl. Phys. A **774**, 577 (2006)]
42. J. Ruppert and B. Muller, Phys. Lett. **B618**, 123 (2005)
43. I. M. Dremin, Nucl. Phys. A **767**, 233 (2006)
44. A. Majumder and X. N. Wang, nucl-th/0507062; V. Koch, A. Majumder and X. N. Wang, nucl-th/0507063
45. F. Arleo, P. Aurenche, Z. Belghobsi and J. P. Guillet, JHEP **0411**, 009 (2004)
46. I. P. Lokhtin, A. V. Sherstnev and A. M. Snigirev, Phys. Lett. B **599**, 260 (2004)
47. I. Vitev, S. Wicks and B. W. Zhang, arXiv:0810.2807 [hep-ph]
48. F. Arleo, arXiv:0810.1193 [hep-ph]
49. J. C. Collins, D. E. Soper and G. Sterman, Nucl. Phys. B **261**, 104 (1985)
50. N. Armesto, J. Phys. G **32**, R367 (2006)
51. See e.g. D. d'Enterria, nucl-ex/0302016
52. A. Majumder, J. Phys. G **34**, S377 (2007)
53. B. G. Zakharov, JETP Lett. **63**, 952 (1996)
54. B. G. Zakharov, JETP Lett. **65**, 615 (1997)
55. B. G. Zakharov, Phys. Atom. Nucl. **61**, 838 (1998) [Yad. Fiz. **61**, 924 (1998)]
56. R. Baier, Y. Dokshitzer, A. Mueller, S. Peigné and D. Schiff, Nucl.Phys.B **483**, 291 (1997)
57. U. A. Wiedemann, Nucl. Phys. B **582**, 409 (2000)
58. C. A. Salgado and U. A. Wiedemann, Phys. Rev. Lett. **89**, 092303 (2002)
59. C. A. Salgado and U. A. Wiedemann, Phys. Rev. D **68**, 014008 (2003)
60. M. Gyulassy, P. Levai and I. Vitev, Nucl. Phys. B **571**, 197 (2000)
61. M. Gyulassy, P. Levai and I. Vitev, Phys. Lett. B **538**, 282 (2002)
62. M. Djordjevic and M. Gyulassy, Nucl. Phys. A **733**, 265 (2004)
63. X. F. Guo and X. N. Wang, Phys. Rev. Lett. **85**, 3591 (2000)
64. X. N. Wang and X. F. Guo, Nucl. Phys. A **696**, 788 (2001)
65. B. W. Zhang and X. N. Wang, Nucl. Phys. A **720**, 429 (2003)
66. A. Majumder, E. Wang and X. N. Wang, Phys. Rev. Lett. **99**, 152301 (2007)
67. A. Majumder and B. Muller, Phys. Rev. C **77**, 054903 (2008)
68. A. Majumder, R. J. Fries and B. Muller, Phys. Rev. C **77**, 065209 (2008)
69. P. Arnold, G. D. Moore and L. G. Yaffe, JHEP **0111**, 057 (2001)
70. P. Arnold, G. D. Moore and L. G. Yaffe, JHEP **0011**, 001 (2000)
71. S. Jeon and G. D. Moore, Phys. Rev. C **71**, 034901 (2005)
72. S. Turbide, C. Gale, S. Jeon and G. D. Moore, Phys. Rev. C **72**, 014906 (2005)
73. R. Baier, Y. L. Dokshitzer, A. H. Mueller and D. Schiff, Phys. Rev. C **58**, 1706 (1998)
74. R. Baier, Y. L. Dokshitzer, A. H. Mueller and D. Schiff, Nucl. Phys. B **531**, 403 (1998)
75. R. Baier, Nucl. Phys. A **715**, 209 (2003)
76. R. Baier, Y. L. Dokshitzer, A. H. Mueller and D. Schiff, JHEP **0109**, 033 (2001)
77. N. Armesto, A. Dainese, C. Salgado and U. Wiedemann, Phys. Rev. **D71**, 054027 (2005)
78. A. Dainese, C. Loizides and G. Paic, Eur. Phys. J. C **38**, 461 (2005)
79. C. Loizides, Eur. Phys. J. C **49**, 339 (2007)
80. M. Gyulassy and X. n. Wang, Nucl. Phys. B **420**, 583 (1994)
81. I. Vitev, J. Phys. Conf. Ser. **50**, 119 (2006)
82. N. Armesto, C. A. Salgado and U. A. Wiedemann, Phys. Rev. D **69**, 114003 (2004)
83. J. W. Qiu and G. Sterman, Nucl. Phys. B **353**, 105 (1991)
84. J. W. Qiu and G. Sterman, Nucl. Phys. B **353**, 137 (1991)
85. M. Luo, J. W. Qiu and G. Sterman, Phys. Rev. D **50**, 1951 (1994)
86. A. Majumder and X. N. Wang, arXiv:0806.2653 [nucl-th]
87. P. Arnold, G. D. Moore and L. G. Yaffe, JHEP **0112**, 009 (2001)
88. P. Arnold, G. D. Moore and L. G. Yaffe, JHEP **0206**, 030 (2002)

89. A. Adare *et al.* [PHENIX Collaboration], Phys. Rev. Lett. **101**, 232301 (2008)
90. S. A. Bass *et al.*, J. Phys. G **35** (2008) 104064
91. K. Eskola, H. Honkanen, C. Salgado and U. Wiedemann, Nucl. Phys. A **747**, 511 (2005)
92. N. Armesto, L. Cunqueiro, C. A. Salgado and W. C. Xiang, JHEP **0802**, 048 (2008)
93. K. Zapp, G. Ingelman, J. Rathsmann, J. Stachel and U.A. Wiedemann, arXiv:0804.3568
94. S. Domdey, G. Ingelman, H. J. Pirner, J. Rathsmann, J. Stachel and K. Zapp, arXiv:0802.3282 [hep-ph]
95. T. Renk, Phys. Rev. C **78**, 034908 (2008)
96. T. Sjostrand, S. Mrenna and P. Skands, JHEP **0605**, 026 (2006)
97. G. Corcella *et al.*, arXiv:hep-ph/0210213
98. I. P. Lokhtin and A. M. Snigirev, Eur. Phys. J. C **45**, 211 (2006)
99. I. P. Lokhtin, L. V. Malinina, S. V. Petrushanko, A. M. Snigirev, I. Arsene and K. Tywoniuk, arXiv:0810.2082 [hep-ph]
100. E. Shuryak, Prog. Part. Nucl. Phys. **53**, 273 (2004)
101. T. D. Lee, Nucl. Phys. A **750**, 1 (2005)
102. M. Gyulassy and L. McLerran, Nucl. Phys. A **750**, 30 (2005)
103. J. M. Maldacena, Adv. Theor. Math. Phys. **2**, 231 (1998) [Int. J. Theor. Phys. **38**, 1113 (1999)]; E. Witten, Adv. Theor. Math. Phys. **2**, 505 (1998)
104. K. Kajantie, T. Tahkokallio and J. T. Yee, JHEP **0701**, 019 (2007)
105. P. Kovtun, D. T. Son and A. O. Starinets, Phys. Rev. Lett. **94**, 111601 (2005)
106. H. Liu, K. Rajagopal and U. A. Wiedemann, Phys. Rev. Lett. **97**, 182301 (2006)
107. C.P. Herzog, A. Karch, P. Kovtun, C. Kozcaz and L. G. Yaffe, JHEP **0607**, 013 (2006)
108. J. Casalderrey-Solana and D. Teaney, Phys. Rev. D **74**, 085012 (2006)
109. J. Casalderrey-Solana and D. Teaney, JHEP **0704**, 039 (2007)
110. S. S. Gubser, Phys. Rev. D **74**, 126005 (2006)
111. H. Liu, K. Rajagopal and U. A. Wiedemann, JHEP **0703**, 066 (2007)
112. J. Casalderrey-Solana and C. A. Salgado, Acta Phys. Polon. B **38**, 3731 (2007)
113. B. I. Abelev *et al.* [STAR Collaboration], Phys. Rev. Lett. **97**, 252001 (2006)
114. J. Adams *et al.* [STAR Collaboration], Phys. Rev. Lett. **91**, 172302 (2003)
115. S. S. Adler *et al.* [PHENIX Collaboration], Phys. Rev. Lett. **91**, 241803 (2003)
116. S. S. Adler *et al.* [PHENIX Collaboration], Phys. Rev. Lett. **98**, 012002 (2007)
117. A. Adare *et al.* [PHENIX Collaboration], Phys. Rev. Lett. **97**, 252002 (2006)
118. I. Arsene *et al.* [BRAHMS Collaboration], Phys. Rev. Lett. **93**, 242303 (2004)
119. F. Aversa, P. Chiappetta, M. Greco and J. P. Guillet, Nucl. Phys. B **327**, 105 (1989); B. Jager, A. Schafer, M. Stratmann and W. Vogelsang, Phys. Rev. D **67**, 054005 (2003); W. Vogelsang (private communication)
120. L. E. Gordon and W. Vogelsang, Phys. Rev. D **48**, 3136 (1993); L. E. Gordon, Phys. Rev. D **50**, 6753 (1994); W. Vogelsang (private communication); P. Aurenche, A. Douiri, R. Baier, M. Fontannaz and D. Schiff, Phys. Lett. B **140**, 87 (1984); P. Aurenche, R. Baier, M. Fontannaz and D. Schiff, Nucl. Phys. B **297**, 661 (1988)
121. M. Cacciari, P. Nason and R. Vogt, Phys. Rev. Lett. **95**, 122001 (2005)
122. J. Pumplin, D. R. Stump, J. Huston, H. L. Lai, P. M. Nadolsky and W. K. Tung, JHEP **0207**, 012 (2002)
123. B. A. Kniehl, G. Kramer and B. Potter, Nucl. Phys. B **597**, 337 (2001)
124. S. Kretzer, Phys. Rev. D **62**, 054001 (2000)
125. S. S. Adler *et al.* [PHENIX Collaboration], Phys. Rev. Lett. **91**, 072303 (2003)
126. S. S. Adler *et al.* [PHENIX Collaboration], Phys. Rev. Lett. **98**, 172302 (2007)
127. R. Vogt, Phys. Rev. C **71**, 054902 (2005)
128. V. Guzey, M. Strikman and W. Vogelsang, Phys. Lett. B **603**, 173 (2004)
129. K. J. Eskola, V. J. Kolhinen and C. A. Salgado, Eur. Phys. J. C **9**, 61 (1999)
130. A. Accardi, F. Arleo, W. Brooks, D. d'Enterria and V. Muccifora, Riv. Nuovo Cim., 2009, to appear
131. J. W. Cronin, H. J. Frisch, M. J. Shochet, J. P. Boymond, R. Mermod, P. A. Piroue and R. L. Sumner, Phys. Rev. D **11**, 3105 (1975); D. Antreasyan, J. W. Cronin, H. J. Frisch, M. J. Shochet, L. Kluberg, P. A. Piroue and R. L. Sumner, Phys. Rev. D **19**, 764 (1979)
132. J. Adams *et al.* [STAR Collaboration], Phys. Lett. B **637**, 161 (2006)
133. D. d'Enterria, Eur. Phys. J. A **31**, 816 (2007)
134. A. Adare *et al.* [PHENIX Collaboration], Phys. Rev. D **76**, 051106 (2007)

135. S. S. Adler *et al.* [PHENIX Collaboration], Phys. Rev. Lett. **96**, 202301 (2006)
136. S. S. Adler *et al.* [PHENIX Collaboration], Phys. Rev. Lett. **94**, 232301 (2005)
137. A. Adare *et al.* [PHENIX Collaboration], arXiv:0804.4168 [nucl-ex]
138. I. Vitev and M. Gyulassy, Phys. Rev. Lett. **89**, 252301 (2002); I. Vitev, J. Phys. G **30**, S791 (2004)
139. S.S. Adler *et al.* [PHENIX Collaboration], Phys. Rev. Lett. **91**, 072301 (2003)
140. S. S. Adler *et al.* [PHENIX Collaboration], Phys. Rev. **C69**, 034910 (2004)
141. B. Muller, Phys. Rev. C **67**, 061901 (2003)
142. S. S. Adler *et al.* [PHENIX Collaboration], Phys. Rev. C **76**, 034904 (2007)
143. A. Adare *et al.* [PHENIX Collaboration], Phys. Rev. C **77**, 064907 (2008)
144. D. Molnar and M. Gyulassy, Nucl. Phys. A **697**, 495 (2002) [Erratum-ibid. A **703**, 893 (2002)]
145. S. A. Bass *et al.*, arXiv:0808.0908 [nucl-th]
146. "Theory-Experiment Collab. for Hot QCD Matter", <https://wiki.bnl.gov/TECHQM>
147. S. S. Adler *et al.* [PHENIX Collaboration], Phys. Rev. C **71**, 034908 (2005) [Erratum-ibid. C **71**, 049901 (2005)]
148. M. M. Aggarwal *et al.* [WA98 Collaboration], Eur. Phys. J. C **23**, 225 (2002)
149. D. d'Enterria, Phys. Lett. B **596**, 32 (2004)
150. H. Buesching, Eur. Phys. J. C **49**, 41 (2006)
151. I. Vitev, Phys. Lett. B **606**, 303 (2005)
152. M. M. Aggarwal *et al.* [WA98 Collaboration], Phys. Rev. Lett. **100**, 242301 (2008)
153. D. d'Enterria, Eur. Phys. J. **C43**, 295 (2005)
154. T. Renk and K. Eskola, Phys. Rev. C **75**, 054910 (2007)
155. N. Armesto *et al.*, J. Phys. G **35**, 054001 (2008)
156. S. Jeon, J. Jalilian-Marian and I. Sarcevic, Phys. Lett. B **562**, 45 (2003)
157. B. Alessandro *et al.* [ALICE Collaboration], J. Phys. G **32**, 1295 (2006)
158. N. Grau and [ATLAS Collaboration], J. Phys. G **35**, 104040 (2008)
159. D. d'Enterria (ed.) *et al.* [CMS Collaboration], J. Phys. G **34**, 2307 (2007)
160. I. Vitev, Phys. Lett. B **639**, 38 (2006)
161. A. Adare *et al.* [PHENIX Collaboration], Phys. Rev. Lett. **101**, 162301 (2008)
162. K. Reygers [PHENIX Collaboration], J. Phys. G **35**, 104045 (2008)
163. ∴ A. Adare [PHENIX Collaboration], arXiv:0903.4886 [nucl-ex].
164. V. S. Pantuev, JETP Lett. **85**, 104 (2007)
165. Q. Wang and X.N. Wang, Phys. Rev. **C71**, 014903 (2005)
166. B. Mohanty [STAR Collaboration], J. Phys. G **35**, 104006 (2008)
167. I. Vitev, J. Phys. G **35**, 104011 (2008)
168. R. C. Hwa, C. B. Yang, Phys. Rev. **C67**, 034902 (2003); R. J. Fries, B. Muller, C. Nonaka, S. A. Bass, Phys. Rev. **C68**, 044902 (2003); V. Greco, C. M. Ko, P. Levai, Phys. Rev. Lett. **90**, 202302 (2003)
169. S. S. Adler *et al.* [PHENIX Collaboration], Phys. Rev. Lett. **96**, 032301 (2006)
170. A. Adare *et al.* [PHENIX Collaboration], Phys. Rev. Lett. **98**, 172301 (2007)
171. B. I. Abelev *et al.* [STAR Collaboration], Phys. Rev. Lett. **98**, 192301 (2007)
172. M. Djordjevic, M. Gyulassy and S. Wicks, Phys. Rev. Lett. **94**, 112301 (2005)
173. N. Armesto, M. Cacciari, A. Dainese, C. A. Salgado and U. A. Wiedemann, Phys. Lett. B **637**, 362 (2006)
174. A. Adil and I. Vitev, Phys. Lett. B **649**, 139 (2007)
175. A. Adare [PHENIX Collaboration], arXiv:0903.4851 [hep-ex].
176. A. Mischke [STAR Collaboration], J. Phys. G **35**, 104117 (2008)
177. M. Cacciari, P. Nason and R. Vogt, Phys. Rev. Lett. **95**, 122001 (2005)
178. M. G. Mustafa, D. Pal, D. K. Srivastava and M. Thoma, Phys. Lett. B **428** (1998) 234
179. M. G. Mustafa, Phys. Rev. C **72**, 014905 (2005)
180. M. Djordjevic, Phys. Rev. C **74**, 064907 (2006)
181. S. Caron-Huot and G. D. Moore, JHEP **0802**, 081 (2008)
182. H. van Hees, M. Mannarelli, V. Greco and R. Rapp, Phys. Rev. Lett. **100**, 192301 (2008)
183. P. R. Sorensen and X. Dong, Phys. Rev. C **74**, 024902 (2006)
184. G. Martinez-Garcia, S. Gadrat and P. Crochet, Phys. Lett. B **663**, 55 (2008)
185. C. Adler *et al.* [STAR Collaboration], Phys. Rev. Lett. **90**, 082302 (2003)
186. S. S. Adler *et al.* [PHENIX Collaboration], Phys. Rev. Lett. **97** 052301 (2006)
187. J. Adams *et al.* [STAR Collaboration], Phys. Rev. Lett. **95**, 152301 (2005)

188. N. N. Ajitanand *et al.*, Phys. Rev. C **72**, 011902 (2005)
189. J. Jia, arXiv:0810.0051 [nucl-ex]
190. A. Adare *et al.* [PHENIX Collaboration], Phys. Rev. C **77**, 011901 (2008)
191. A. Adare *et al.* [PHENIX Collaboration], Phys. Rev. C **78**, 014901 (2008)
192. M. J. Tannenbaum, Int. J. Mod. Phys. E **16**, 2011 (2007)
193. H. Zhang, J. F. Owens, E. Wang and X. N. Wang, Phys. Rev. Lett. **98**, 212301 (2007)
194. J. Adams *et al.* [STAR Collaboration], Phys. Rev. Lett. **97**, 162301 (2006)
195. M. J. Horner [STAR Collaboration], J. Phys. G **34**, S995 (2007)
196. A. D. Polosa and C. A. Salgado, Phys. Rev. C **75**, 041901 (2007)
197. R. B. Neufeld, B. Muller and J. Ruppert, Phys. Rev. C **78**, 041901 (2008)
198. P. M. Chesler and L. G. Yaffe, Phys. Rev. D **78**, 045013 (2008)
199. J. G. Ulery, J. Phys. G **35**, 104032 (2008)
200. B. I. Abelev *et al.* [STAR Collaboration], Phys. Rev. Lett. **102**, 051101 (2009)
201. N. N. Ajitanand [PHENIX Collaboration], Nucl. Phys. A **783**, 519 (2007)
202. S. S. Gubser, S. S. Pufu and A. Yarom, Phys. Rev. Lett. **100**, 012301 (2008)
203. B. Betz, M. Gyulassy, D. H. Rischke, H. Stocker and G. Torrieri, J. Phys. G **35**, 104106 (2008); B. Betz *et al.*, arXiv:0812.4401 [nucl-th]
204. J. Noronha, M. Gyulassy, and G. Torrieri, arXiv:0807.1038 [hep-ph]; M. Gyulassy, J. Noronha and G. Torrieri, arXiv:0807.2235 [hep-ph]
205. B. Betz, M. Gyulassy, J. Noronha and G. Torrieri, arXiv:0807.4526 [hep-ph]
206. R.B. Neufeld, Phys. Rev. D **78**, 085015 (2008); R.B. Neufeld, arXiv:0810.3185 [hep-ph]
207. J. Putschke, J. Phys. G **34**, S679 (2007)
208. B. Alver *et al.* [PHOBOS Collaboration], J. Phys. G **35**, 104080 (2008)
209. M. van Leeuwen [STAR collaboration], arXiv:0808.4096 [nucl-ex]
210. C. A. Pruneau, S. Gavin and S. A. Voloshin, Nucl. Phys. A **802**, 107 (2008)
211. A. Dumitru, F. Gelis, L. McLerran and R. Venugopalan, Nucl. Phys. A **810**, 91 (2008)
212. S. D. Ellis, J. Huston, K. Hatakeyama, P. Loch and M. Tonnesmann, Prog. Part. Nucl. Phys. **60**, 484 (2008)
213. C. Buttar *et al.*, arXiv:0803.0678 [hep-ph]
214. S. Catani, Y. Dokshitzer, M.H. Seymour and B.R. Webber, Nucl. Phys. B **406**, 187 (1993)
215. G. P. Salam and G. Soyez, JHEP **0705**, 086 (2007)
216. M. Cacciari and G. P. Salam, Phys. Lett. B **641**, 57 (2006)
217. M. Cacciari and G. P. Salam, Phys. Lett. B **659**, 119 (2008)
218. M. Cacciari, G. P. Salam and G. Soyez, JHEP **0804**, 005 (2008)
219. A. Morsch [ALICE Collaboration], AIP Conf. Proc. **1026**, 72 (2008)
220. S. L. Blyth *et al.*, J. Phys. G **34**, 271 (2007)
221. O. Kodolova, I. Vardanian, A. Nikitenko and A. Oulianov, Eur. Phys. J. C **50**, 117 (2007)
222. M. Cacciari, G. P. Salam and G. Soyez, JHEP **0804**, 063 (2008)
223. S. D. Ellis and D. E. Soper, Phys. Rev. D **48**, 3160 (1993)
224. M. Wobisch and T. Wengler, arXiv:hep-ph/9907280
225. G. P. Salam, arXiv:0801.0070 [hep-ph]
226. M. Gyulassy and X. N. Wang, Comput. Phys. Commun. **83**, 307 (1994)
227. J. Putschke [STAR Collaboration], Eur. Phys. J. C to appear, arXiv:0809.1419
228. S. Salur [STAR Collaboration], arXiv:0810.0500 [nucl-ex]
229. G. L. Bayatian *et al.* [CMS Collaboration], J. Phys. G **34**, 995 (2007)
230. M. Dasgupta, L. Magnea and G. P. Salam, JHEP **0802** (2008) 055
231. I.P. Lokhtin, S.V. Petrushanko, A.M. Snigirev and C.Y. Teplov, PoS **LHC07**, 003 (2007)
232. D. E. Acosta *et al.* [CDF Collaboration], Phys. Rev. D **71**, 112002 (2005)
233. A. Heister *et al.* [ALEPH Collaboration], Eur. Phys. J. C **35**, 457 (2004)
234. Y. L. Dokshitzer, V. A. Khoze, A. H. Mueller and S. I. Troian, Gif-sur-Yvette, *Ed. Frontieres*, 1 – 274 (1991)
235. Y. I. Azimov, Y. L. Dokshitzer, V. A. Khoze and S. I. Troyan, Z. Phys. C **27**, 65 (1985)
236. N. Borghini, Eur. Phys. J. C **49**, 327 (2007)
237. X. N. Wang, Z. Huang and I. Sarcevic, Phys. Rev. Lett. **77**, 231 (1996)
238. G. Bourdaud, J. Phys. Conf. Ser. **110**, 032006 (2008); PhD Thesis, Univ. Nantes, 2008.
239. C. Loizides [CMS Collaboration], J. Phys. G **35**, 104166 (2008)
240. G. Conesa, H. Delagrange, J. Diaz, Y. V. Kharlov and Y. Schutz, Nucl. Instrum. Meth. A **585**, 28 (2008)