

*Title : will be set by the publisher*  
*Editors : will be set by the publisher*  
*EAS Publications Series, Vol. ?, 2018*

## THE MASS DISTRIBUTION IN SPIRAL GALAXIES

Paolo Salucci<sup>1</sup> and Christiane Frigerio Martins<sup>2</sup>

**Abstract.** In the past years a wealth of observations has unraveled the structural properties of the Dark and Luminous mass distribution in spirals. These have pointed out to an intriguing scenario not easily explained by present theories of galaxy formation. The investigation of individual and coadded objects has shown that the spiral rotation curves follow, from their centers out to their virial radii, a Universal profile (URC) that arises from the tuned combination of a stellar disk and of a dark halo. The importance of the latter component decreases with galaxy mass. Individual objects, on the other hand, have clearly revealed that the dark halos encompassing the luminous discs have a constant density core. This resulting observational scenario poses important challenges to presently favored theoretical  $\Lambda$ CDM Cosmology.

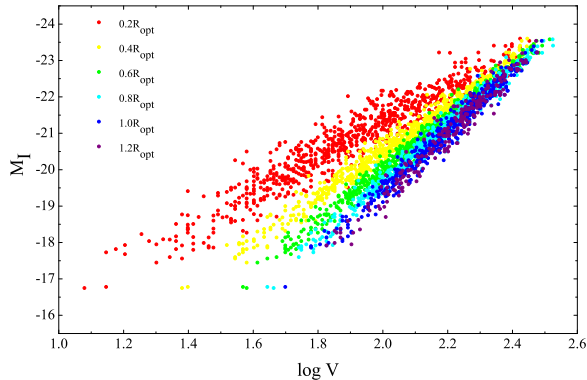
### 1 Introduction

The presence of large amounts of unseen matter in and around spiral galaxies, distributed differently from stars and gas, is well established primarily from optical and 21 cm RCs which do not show the expected Keplerian fall-off at large radii but remain increasing, flat or gently decreasing over their entire observed range (Bosma 1981, Rubin 1980). The invisible mass component becomes progressively more abundant at outer radii for the less luminous galaxies (Persic and Salucci 1988, Broeils 1992). The distribution of matter in disk systems has rapidly become a benchmark for the theory of galaxy formation. In particular, the apparent universality and the dark-luminous coupling of the mass distribution is thought to bear the imprint of the Nature of the DM and of the process of galaxy formation (Donato *et al.* 2009, Gentile *et al.* 2009). It is well known that numerical simulations performed in the  $\Lambda$ CDM scenario predict well-defined virialized halos leading to specific density and velocity profiles (NFW Navarro, Frenk and White 1996).

---

<sup>1</sup> SISSA, Via Beirut 2, Trieste, salucci@sissa.it

<sup>2</sup> UFABC, Rua Catequese 242, 09090-400 Santo André-São Paulo, Brazil, cfrigerio@ufabc.edu.br



**Fig. 1.** The Radial TF. The relations at different radii are indicated with different colours.

In Spirals the circular velocity  $V(r)$  is the equilibrium velocity implied by their mass distribution. The gravitational potentials of a spherical stellar bulge, a DM halo, a stellar disk, a gaseous disc  $\phi_{tot} = \phi_b + \phi_{DM} + \phi_* + \phi_{HI}$  lead to:

$$V_{tot}^2(r) = r \frac{d}{dr} \phi_{tot} = V_b^2 + V_{DM}^2 + V_*^2 + V_{HI}^2. \quad (1.1)$$

with the Poisson equation relating the surface (spatial) densities to the corresponding gravitational potentials.

$\Sigma_*(r)$ , the surface stellar density is assumed proportional (by the mass-to-light ratio) to the luminosity surface density (Freeman 1970):

$$\Sigma_*(r) = \frac{M_D}{2\pi R_D^2} e^{-r/R_D}, \quad (1.2)$$

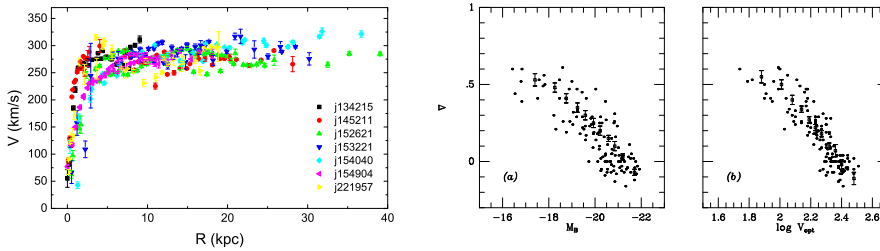
where  $M_D$  is the disk mass and  $R_D$  is the scale length.  $\Sigma_{HI}(r)$  is directly obtained by observations. Equation (1.2) leads to  $V_*^2(r) = \frac{GM_D}{2R_D} x^2 B\left(\frac{x}{2}\right)$ , where  $x \equiv r/R_D$ ,  $G$  is the gravitational constant  $B = I_0 K_0 - I_1 K_1$ , a combination of Bessel functions.

The assumption that the rotation curve of a spiral leads to a fair measure of its gravitational potential is well justified. In fact: i) in their very inner regions the light well traces the gravitating mass (Ratnam and Salucci 2000) and ii) there exists, at any galactocentric radii measured in terms of disk length-scale  $R_n \equiv (n/5)R_{opt}$ , a *radial* Tully-Fisher relation (Yegorova and Salucci 2007) linking with very low scatter the local rotation velocity  $V_n \equiv V_{rot}(R_n)$  with the total galaxy luminosity (see Fig. 1).

$$M_{band} = a_n \log V_n + b_n, \quad (1.3)$$

( $a_n, b_n$  are the slope and zero-point of the relations) implying that the RC velocity is a fair measure of the underlying gravitational potential.

Contrary to what is often claimed, the observational evidence indicates that,



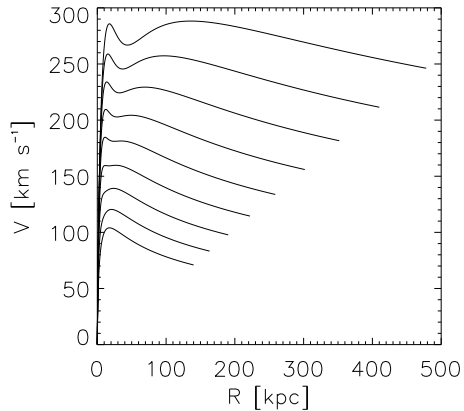
**Fig. 2.** Left: RCs of spirals with  $M_B \sim -21.5$ . Right: RC log slope as a function of  $M_B$  and  $V_{opt}$ .

generally, RCs are not asymptotically flat<sup>1</sup> (see Salucci *et al.* 2007) neither flat inside  $R_{opt}$  (Persic and Salucci 1991). In Fig. 2 (right) we plot, for a large sample of galaxies, the logarithmic *slope* of the circular velocity at  $R_{opt}$  as a function of  $V_{opt}$  and  $M_B$ . We find:  $-0.2 \leq \nabla \leq 1$ : the RC slopes take almost all the values allowed by Newtonian gravity, from -0.5 (Keplerian regime) to 1 (solid body regime) and, furthermore, they strongly correlate with galaxy luminosity and  $V_{opt}$  (PSS).

## 2 The Universal Rotation Curve

The study of the systematics of spiral kinematics, pioneered by Persic and Salucci 1991, further developed by PSS and by Salucci *et al.* 2007 has evidenced that the RCs of spirals present universal features (e.g. see Fig. 2 (left)) that, besides, well correlate with global galactic properties. This has led to the construction of the “Universal Rotation Curve”  $V_{URC}(r; P)$  (see PSS), i.e. an empirical function of galactocentric radius  $r$ , that, tuned by a parameter related to a global galaxy property (e.g. its virial mass), is able to reproduce the RC of any object. A proof of this comes from the 11 coadded (synthetic) curves  $V_{coadd}(r/R_{opt}, M_I)$  obtained by binning 616 RCs of late type spirals extended out to  $R_{opt} \equiv 3R_D$ . The resulting curves are the synthetic RCs of spirals at 11 fixed luminosities, spanning the  $I$ -band range:  $-16.3 < M_I < -23.4$ . They result regular and smooth with a very small intrinsic variance and with a remarkable luminosity dependence. Additional kinematical data, including very extended individual RCs and virial velocities  $V_{vir} \equiv (GM_{vir}/R_{vir})^{1/2}$  obtained by Shankar *et al.* 2006, also contribute to support the URC paradigm and to determine the actual velocity function (Salucci *et al.* 2007). Then,  $V_{URC}$  takes the role of the observational counterpart of the velocity profile that emerges out of numerical cosmological simulations. It is obtained by mass modelling spirals with a Freeman disk and a DM halo with an (empirical) Burkert profile:

<sup>1</sup>The interested reader may find additional material on the issue by visiting <http://www.facebook.com/group.php?gid=310260450630>.



**Fig. 3.** The URC. Each curve corresponds to a galaxy with mass  $M_{vir} = 10^{11} 10^{n/5} M_{\odot}$ , with  $n = 1 \dots 9$  from the lowest to the highest curve.

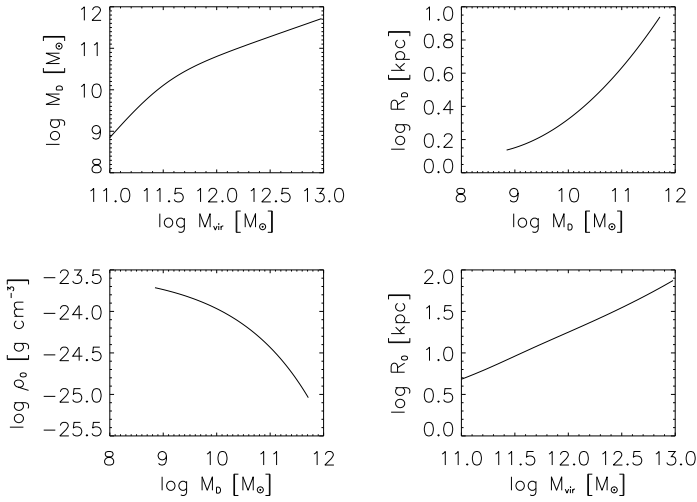
$$\rho(r) = \frac{\rho_0 r_0^3}{(r + r_0)(r^2 + r_0^2)}. \quad (2.1)$$

$r_0$  is the core radius and  $\rho_0$  the central density. We have  $V_{URC}^2 = V_{URCD}^2 + V_{URCH}^2$ , where  $V_{URCH}(r)$  is given by Eq. 2 of Salucci and Burkert 2000.

### 3 The mass model of Spirals

The three parameters of the URC  $\rho_0$ ,  $r_0$ ,  $M_D$  are determined by  $\chi^2$  fitting the above-specified kinematical data with the URC mass model. The fits are excellent (PSS), in addition, this very same  $V_{URC}$  fits equally well also individual RCs. *Independent* support for the URC paradigm is given in Salucci *et al.* 2007. As general result, a number of scaling laws among the structural mass parameters  $\rho_0$ ,  $M_D$ ,  $M_{vir}$ ,  $r_0$  emerges (see Fig. 4, and Fig. 11 of PSS).

These scaling laws indicate (Salucci *et al.* 2007) that spirals have an Inner Baryon Dominance region where the stellar disk dominates the total gravitational potential, with the DM halo dominating farther out. At any radii, objects with lower luminosities have a larger dark-to-stellar mass ratio. The baryonic fraction in a spiral is always much smaller than the cosmological value  $\Omega_b/\Omega_{matter} \simeq 1/6$ , and it ranges between  $7 \times 10^{-3}$  to  $5 \times 10^{-2}$ , suggesting that processes such as SN explosions must have removed (or prevented the transformation in stars of) a very large fraction of the original hydrogen. Smaller spirals are denser, with their central density spanning 2 order of magnitudes over the mass sequence of spirals. The stellar mass-to-light ratio (in the B band) lies between 0.5 and 4 and increase with galaxy luminosity as  $L_B^{0.2}$ ; in agreement with the values obtained by fitting the spirals SED with spectro-photometric models (Salucci, Yegorova and Drory 2008 and references therein). Dark and luminous matter in spirals emerge as extremely well linked together.



**Fig. 4.** Scaling relations between the structural parameters of spirals.

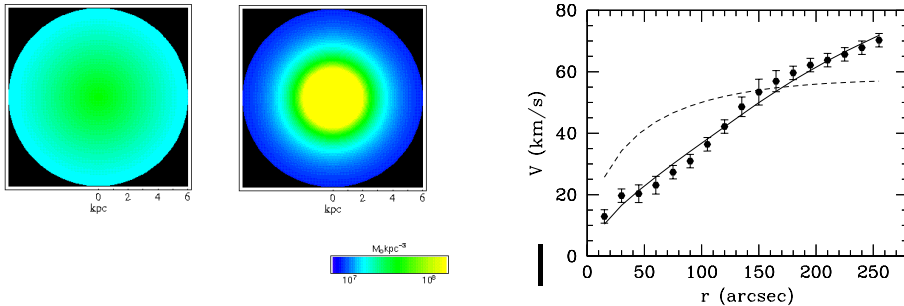
#### 4 The core-cusp controversy

The  $\Lambda$ CDM scenario provides a successful picture of the cosmological structure formation (e.g. Ostriker 1993). Large N-body numerical simulations performed in this scenario have provided us with the structural properties of the DM virialized halos surrounding disks today. The halo spatial density is found universal and well reproduced by one-parameter radial profile, known as the Navarro, Frenk & White (1996) profile  $\rho_{DM}$

$$\rho_{NFW}(r) = \frac{\rho_s}{(r/r_s)(1+r/r_s)^2}, \quad (4.1)$$

where  $r_s$  is a characteristic inner radius, and  $\rho_s$  the corresponding density. We remind that for the virial radius  $R_{vir}$  and halo mass  $M_{vir}$  and the mean universal density  $\rho_u$  we have:  $M_{vir} \simeq 100\rho_u R_{vir}^3$ . Simulations show that  $r_s$  and  $\rho_s$  are related, within a reasonable scatter:  $R_{vir}/r_s \simeq 9.7 \left(\frac{M_{vir}}{10^{12}M_\odot}\right)^{-0.13}$ .

It has been known, since they were discovered, that cuspy NFW density profiles disagree with the actual halo profiles around spirals and LSB (Moore 1994, Kravtsov 1998, McGaugh and de Blok 1998, Marchesini *et al.* 2002). However, early studies were possibly affected by theoretical and observational systematics. Later, e.g. in Salucci *et al.* 2003 and Gentile *et al.* 2004 it was realized that the resolution of this riddle concerning the very nature of DM relied in a proper investigation of (a number of) suitable test-cases. That is, a careful analysis of 2D, high quality, extended, regular, free from deviations from axial symmetry and homogeneous RCs proved to be reliable up to their second derivative. In all examined cases, NFW halo predictions and observations have been found in plain disagreement on several aspects: the disk + NFW halo mass model *i)* fits the RC



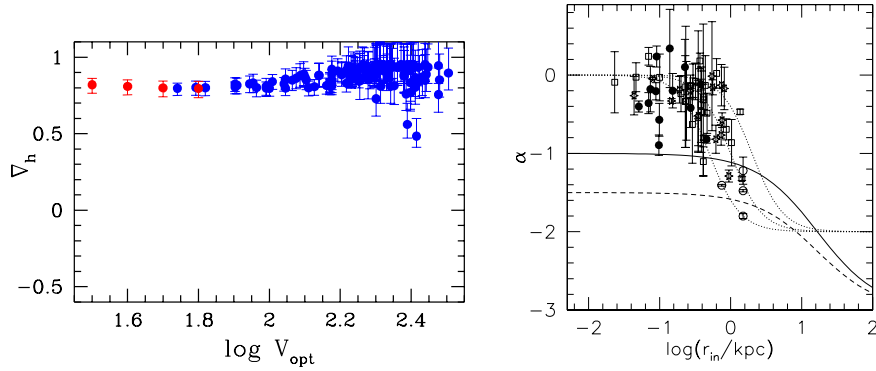
**Fig. 5.** Left: Dark halo density in ESO 116-G12: observations (left) vs. CDM predictions. Right: RC best-fits of DDO 47: Burkert halo + stellar disk (solid line), NFW halo + stellar disk (dashed line)

poorly and *ii*) implies an implausibly low stellar mass-to-light ratio and in some case *iii*) an unphysical high halo mass (e.g. Spekkens 2005, Gentile *et al.* 2004, 2005, 2007, Simon 2005, Spano *et al.* 2007, de Blok 2008 and de Naray *et al.* 2008).

It is worth illustrating one example of this disagreement: the nearby spiral dwarf galaxy DDO 47 (Gentile *et al.* 2005). The RC mass modeling, shown in Fig. 5, finds that the dark halo has a core radius of about 7 kpc and a central density  $\rho_0 = 1.4 \times 10^{-24} \text{ g cm}^{-3}$ : the underlying DM density profile is *much* shallower than that predicted by a NFW profile, totally unable to fit the RC. Presently, there are about 50 spirals whose RCs cannot be reproduced by a NFW halo + a stellar disk. Furthermore, this evidence is accompanied by investigations that have ruled out that it may arise from (neglected) systematical effects (Gentile *et al.* 2005, Trachternach *et al.* 2008, Oh *et al.* 2008).

The mass modelling is not the only far-reaching theory-data discrepancy present in disk systems. A complementary evidence comes from Salucci 2001 in which it was derived, in a model independent way, the logarithmic gradient of the *halo* circular velocity  $\nabla_h(r) \equiv \frac{d \log V_h(r)}{d \log r}$  at  $R_{opt}$  for 140 spirals of different luminosity (see Fig. 6); their values  $\sim 1$  turned out to be independent of galaxy magnitude and inconsistent with NFW halos predictions. A similar result was obtained by de Blok and Bosma 2002 (see Fig. 6) for a large sample of LSB.

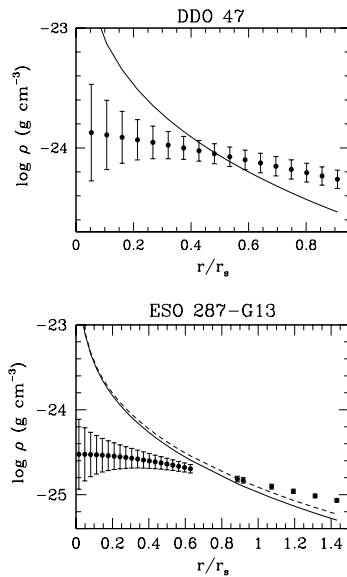
The accurate mass modeling of the external regions of 37 spirals with high quality RCs (Donato *et al.* 2007) led to the discovery of a new observational feature which is in contrast with the NFW predictions. The DM halos around spirals that have, in the inner regions, densities up to one order of magnitude *lower* than the  $\Lambda$ CDM predictions. At about  $2 - 3R_{opt}$  they have, instead, densities *higher* by a factor 2-4 the corresponding NFW predictions (see Fig. 7).  $\Lambda$ CDM halo profiles are steeper, at 5 kpc scale, and shallower, at 50 kpc scale, than the actual DM halos profiles.



**Fig. 6.** Left: DM halo velocity slope as a function of  $V_{opt}$ , remind that:  $\nabla_{NFW} \leq 0.3$ . Right: Inner slopes of LSB halo density profiles *vs* radii of the innermost points. In comparison, the slopes of pseudo-isothermal halo models (dotted lines) with core radii of 0.5, 1, 2 kpc; full and dashed lines represent the NFW and Moore profiles.

## 5 Final remarks: the intriguing evidence

These discrepancies have triggered many alternatives to the strict  $\Lambda$ CDM-NFW paradigm, some of them related to the process of galaxy formation and some to the very nature of the dark particle. Furthermore, also new fundamental physics has been invoked. From an empirical point of view, the distribution of luminous and



**Fig. 7.** DM density profiles for DDO 47 and ESO 287-G13 (*circles*), *Solid/dashed* lines: best fits for a NFW density profile.

dark matter in galaxies shows amazing properties and a remarkable systematics that is bound to play a decisive role in shaping how  $\Lambda$ CDM-based theories of galaxy formation must be modified in order to meet with the challenges that observations pose.

## References

- Ashman, K.M. 1992, *Publ. Astron. Soc. Pac.*, 104, 1109.
- Broeils, A.H. 1992, *Astron. Astrophys.*, 256, 19.
- Bosma, A. 1981, *Astron. J.*, 86, 1825.
- de Blok, W.J.G *et al.* 2008, arXiv:0810.2100.
- de Blok, W.J.G., Bosma, A. 2002, *Astron. Astrophys.*, 385, 816.
- Donato, F. Gentile, G. , Salucci, P. 2004, *Mon. Not. Roy. Astron. Soc.*, 353, L17.
- Donato F., *et al.* 2009, *Mon. Not. Roy. Astron. Soc.*, 397, 1169.
- Freeman, K. C., 1970, *Astrophys. J.*, 160, 811.
- Gentile, G. *et al.* 2004, *Mon. Not. Roy. Astron. Soc.*, 351, 903.
- Gentile, G. *et al.* 2005, *Astrophys. J.*, 634, L145.
- Gentile, G. *et al.* 2007, *Mon. Not. Roy. Astron. Soc.*, 375, 199.
- Gentile G., *et al.* 2009, *Nature*, 461, 627.
- Kravtsov, A.V. *et al.* 1998, *Astrophys. J.* 502, 48.
- Kuzio de Naray, R. *et al.* 2008, *Astrophys. J.*, 676, 920.
- Marchesini, D.M. *et al.* 2002, *Astrophys. J.*, 575, 801.
- McGaugh, S.S., de Blok, W.J.G 1998, *Astrophys. J.*, 449, 41.
- Moore, B. 1994, *Nature* 370, 629.
- Navarro, J. F., Frenk, C. S., White, S. D. M. 1996, *Astrophys. J.*, 462, 563 (NFW).
- Ostriker, J.P. 1993, *Ann. Rev. Astron. Astrophys.*, 31, 689.
- Oh, S-H *et al.* 2008, arXiv:0810.2119.
- Persic, M. , Salucci, P. 1991, *Astrophys. J.* 368, 60.
- Persic, M., Salucci, P. , Stel, F. 1996, *Mon. Not. R. Astron. Soc.* 281, 27 (PSS).
- Ratnam, C., Salucci, P. 2000, *New Astronomy*, 5, 427.
- Rubin, V.C., Ford, W.K., Thonnard, N. 1980, *Astrophys. J.*, 238, 471.
- Simon, J.D. *et al.* 2005, *Astrophys. J.*, 621, 757.
- Salucci, P. 2001, *Mon. Not. Roy. Astron. Soc.*, 320, 1.
- Salucci, P. *et al.* 2007, *Mon. Not. Roy. Astron. Soc.*, 378, 41.
- Salucci, P., Burkert, A. 2000, *Astrophys. J.*, 537, L9.
- Salucci, P., Gentile G. 2006, *Phys. Rev.D* 73, 128501.
- Salucci, P., Yegorova, I.A., Drory, N. 2008, *Mon. Not. Roy. Astron. Soc.*, 388, 159.
- Salucci, P. , Walter, F. , Borriello, A. 2003, *Astron. Astrophys.*, 409, 53.
- Shankar, F. *et al.* 2006, *Astrophys. J.*, 643, 14.
- Spano, M., Marcellin, M., Amram, P. *et al.* 2008, *Mon. Not. Roy. Astron. Soc.* 383, 297.
- Spekkens K., Giovanelli R., Haynes M.P. 2005, *Astron. J.*, 129, 2119.
- Trachternach, C. *et al.* 2008, arXiv:0810.2116.
- Yegorova, I.A., Salucci, P. 2007, *Mon. Not. R. Astron. Soc.*, 377, 507.